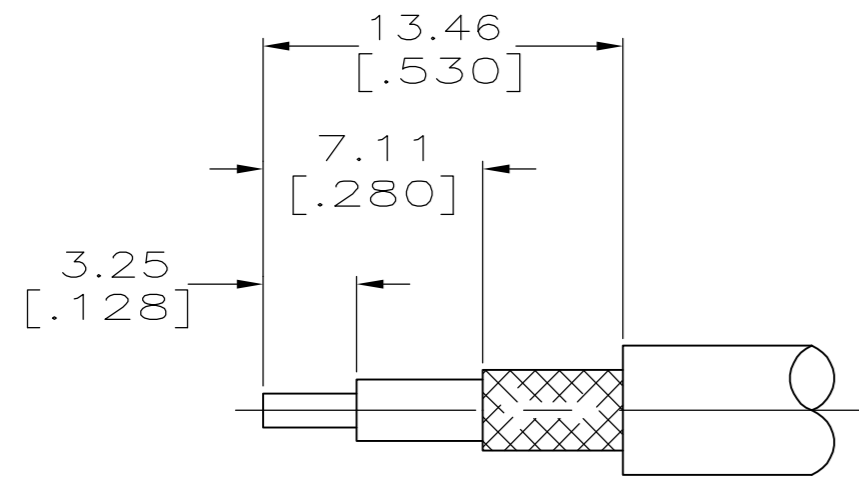
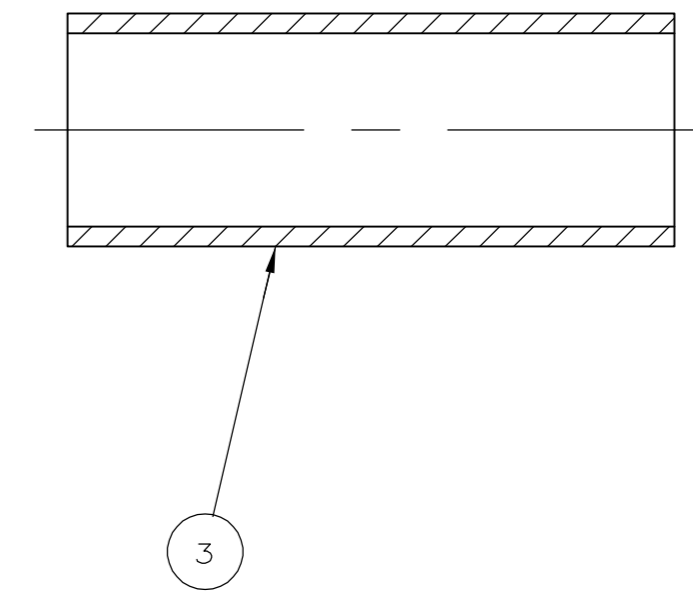
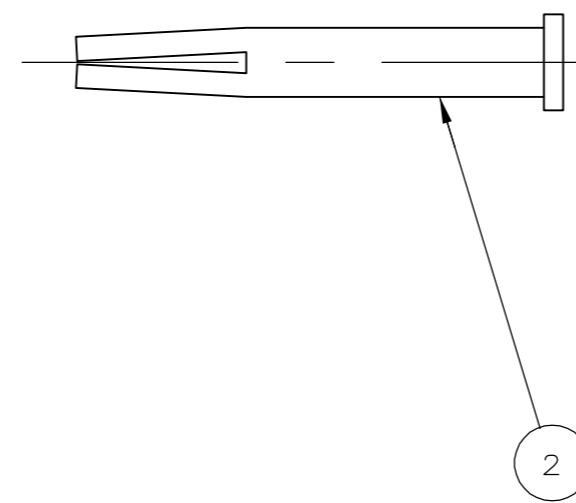
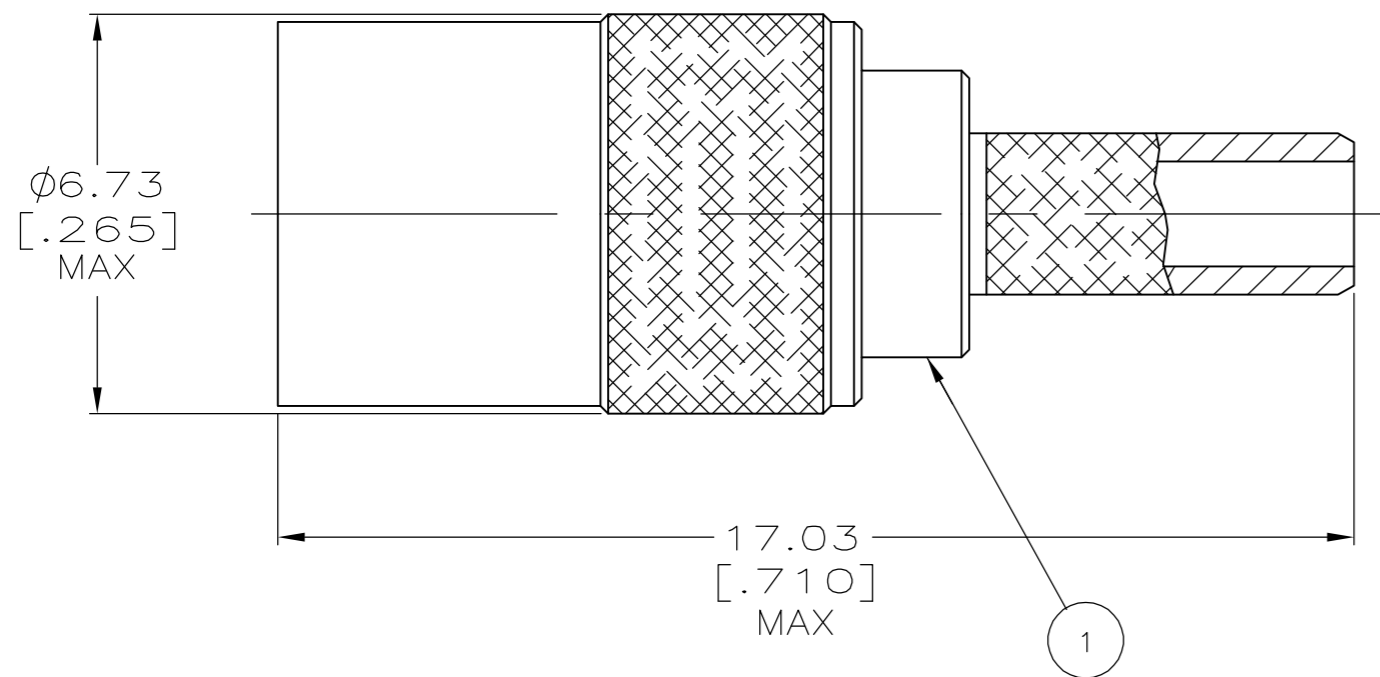


THIS DRAWING IS UNPUBLISHED. RELEASED FOR PUBLICATION
 © COPYRIGHT BY TYCO ELECTRONICS CORPORATION. ALL RIGHTS RESERVED.

LOC	DIST	REVISIONS			
P	LTR	DESCRIPTION	DATE	DWN	APVD
AJ	16	B2	REVISED PER ECO 05-015746	15MAY06	GB JH



RECOMMENDED STRIP LENGTHS
SCALE NTS



- △ FINISHES:
 BODY: NICKEL PLATE PER QQ-N-290
 CONTACT: GOLD PLATE PER ASTM B 488
 OUTER CONTACT: GOLD PLATE PER ASTM B 488
- △ FINISHES:
 BODY: NICKEL PLATE PER QQ-N-290
 CONTACT: GOLD PLATE PER ASTM B 488
 OUTER CONTACT: NICKEL PLATE PER QQ-N-290
- 3. INTERFACE PER MIL-C-39012.
- 4. SEE I.S. SHEET 408-2987-12.

B	58483-1	.128	HX4-1637	4	K699	△ 1	RG-179	9-446556-1	228278-4	9-414958-0	1-5414946-1
B	58483-1	.128	HX4-1637	4	K699	△ 2	RG-179	1-413889-3	228278-4	9-414958-1	5414946-6
B	58483-1	.128	HX4-1637	4	K699	△ 1	RG-179	1-413889-3	228278-4	9-414958-0	5414946-5
C	58483-1	.151	HX4-1637	4	K699	△ 1	RD-316	1-413889-4	228203-4	9-414958-0	5414946-3
B	58483-1	.128	HX4-1637	4	K699	△ 2	RG-316 & RG-174	1-413889-3	228203-4	9-414958-1	5414946-2
POSITION LETTER	AMP DIE SET	HEX SIZE	DANIELS DIE SET	SELECTOR NUMBER	DANIELS POSITIONER	NOTES	CABLE	③ FERRULE QTY=1	② CONTACT QTY=1	① PLUG ASSY QTY=1	PART NO
	AMP PRO-CRIMPER FOR BRAID CRIMP	M 22520/5-01 FOR BRAID CRIMP		M 22520/2-01 FOR CONTACT CRIMP							
TOOLING INFORMATION											

THIS DRAWING IS A CONTROLLED DOCUMENT.

DIMENSIONS: mm [INCHES]	TOLERANCES UNLESS OTHERWISE SPECIFIED:	DWN G. ATTADIA - DOCK5 01FEB2005	Tyco Electronics Corporation Harrisburg, PA 17105-3608
0 PLC ± -	1 PLC ± -	CHK J. HAVENER 01FEB2005	
2 PLC ± 0.25 [.010]	3 PLC ± -	APVD J. HAVENER 01FEB2005	NAME 50 OHM PLUG ASSY, STRAIGHT, CABLE MOUNT, SMB
4 PLC ± -	ANGLES ± -	PRODUCT SPEC -	SIZE A2 CAGE CODE 00779 DRAWING NO C=5414946
MATERIAL -	FINISH SEE TABLE	APPLICATION SPEC -	RESTRICTED TO -
		WEIGHT -	SCALE 8:1 SHEET 1 of 1 REV B2
		CUSTOMER DRAWING	