

Features

- For Surface Mounted Applications in Order to Optimize Board Space
- Glass Passivated Junction
- Excellent Clamping Capability
- High Temp Soldering: 260°C / 40 Seconds At Terminals
- Halogen Free. "Green" Device (Note 1)
- Moisture Sensitivity Level 1
- Epoxy Meets UL 94 V-0 Flammability Rating
- Lead Free Finish/RoHS Compliant (Note2) ("P" Suffix Designates RoHS Compliant. See Ordering Information)

Maximum Ratings

- Operating Junction Temperature Range: -55°C to +175°C
- Storage Temperature Range: -55°C to +175°C

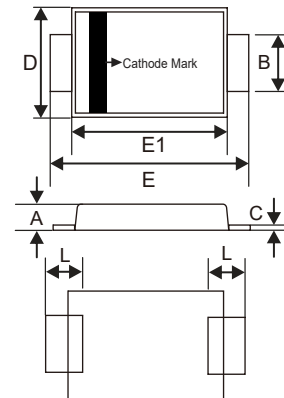
Peak Pulse Power Surge Current with a 10/1000µs Waveform	I_{PPM}	See the Table	Note 3
Peak Pulse Power Dissipation	P_{PPM}	600W (Min.)	Note 3,4

Note:

1. Halogen free "Green" products are defined as those which contain <900ppm bromine, <900ppm chlorine (<1500ppm total Br + Cl) and <1000ppm antimony compounds.
2. High Temperature Solder Exemption Applied, see EU Directive Annex 7a.
3. Non-repetitive current pulse, per Fig.2 and derated above $T_A=25^\circ\text{C}$ per Fig.1
4. Peak pulse power waveform is 10/1000 µs

600Watts TVS
5.0 to 13 Volts

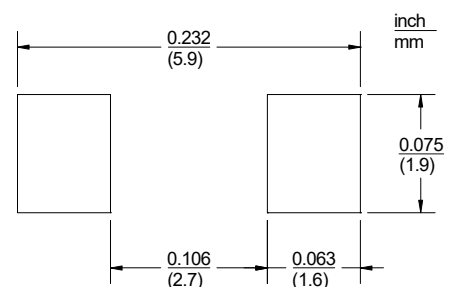
DO-221AC(SMA-FL)



DIMENSIONS

DIM	INCHES		MM		NOTE
	MIN	MAX	MIN	MAX	
A	0.035	0.049	0.90	1.25	
B	0.049	0.065	1.25	1.65	
C	0.004	0.016	0.10	0.40	
D	0.089	0.116	2.25	2.95	
E	0.173	0.220	4.40	5.60	
E1	0.126	0.181	3.20	4.60	
L	0.020	0.059	0.50	1.50	

Suggested Solder Pad Layout



MCC PART NUMBER	DEVICE MARKING CODE	REVERSE STAND- OFF VOLTAGE $V_{RWM}(V)$	BREAKDOWN VOLTAGE $V_{BR}(V) @ I_T$		TEST CURRENT I_T (mA)	MAXIMUM CLAMPING VOLTAGE $@ I_{pp} V_c(V)$	PEAK PULSE CURRENT I_{pp} (A)	REVER LEAKA $@ V_{RWM} I_R$ (μA)
			MIN	MAX				
SMA6F5.0A	SUA	5.0	6.40	7.07	10	9.2	68.0	800
SMA6F12A	SUJ	12	13.30	14.70	1	18.5	31.0	5.0
SMA6F13A	SUG	13	14.40	15.90	1	20.4	29.0	5.0

Curve Characteristics

Fig. 1 - Pulse Derating Curve

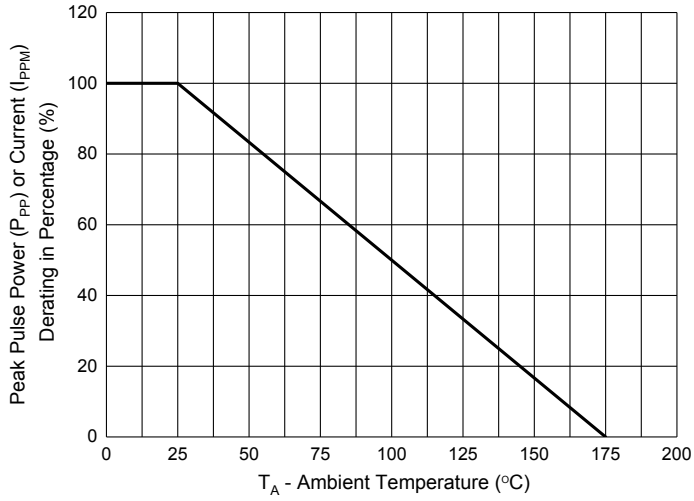
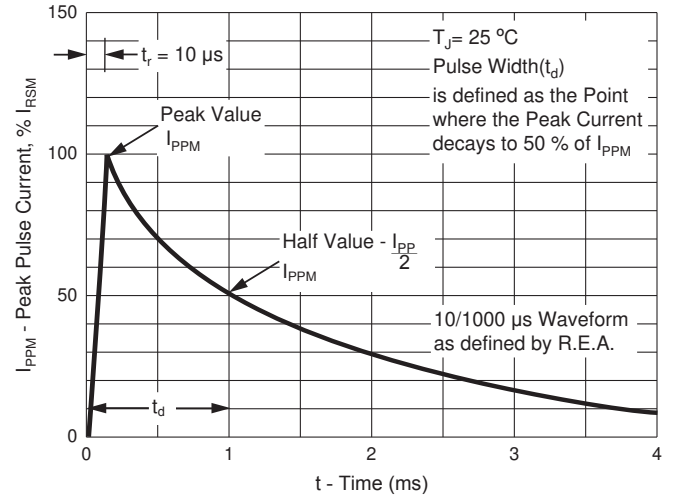


Fig. 2 - Pulse Waveform



Ordering Information

Device	Packing
(Part Number)-TP	Tape&Reel: 10Kpcs/Reel

IMPORTANT NOTICE

Micro Commercial Components Corp. reserves the right to make changes without further notice to any product herein to make corrections, modifications , enhancements , improvements , or other changes . *Micro Commercial Components Corp.* does not assume any liability arising out of the application or use of any product described herein; neither does it convey any license under its patent rights ,nor the rights of others . The user of products in such applications shall assume all risks of such use and will agree to hold *Micro Commercial Components Corp.* and all the companies whose products are represented on our website, harmless against all damages. *Micro Commercial Components Corp.* products are sold subject to the general terms and conditions of commercial sale, as published at <https://www.mccsemi.com/Home/TermsAndConditions>.

LIFE SUPPORT

MCC's products are not authorized for use as critical components in life support devices or systems without the express written approval of Micro Commercial Components Corporation.

CUSTOMER AWARENESS

Counterfeiting of semiconductor parts is a growing problem in the industry. Micro Commercial Components (MCC) is taking strong measures to protect ourselves and our customers from the proliferation of counterfeit parts. MCC strongly encourages customers to purchase MCC parts either directly from MCC or from Authorized MCC Distributors who are listed by country on our web page cited below. Products customers buy either from MCC directly or from Authorized MCC Distributors are genuine parts, have full traceability, meet MCC's quality standards for handling and storage. **MCC will not provide any warranty coverage or other assistance for parts bought from Unauthorized Sources.** MCC is committed to combat this global problem and encourage our customers to do their part in stopping this practice by buying direct or from authorized distributors.