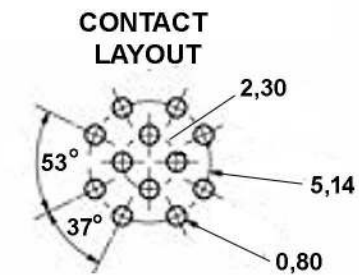
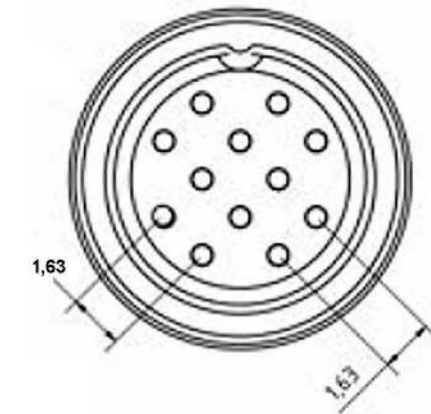
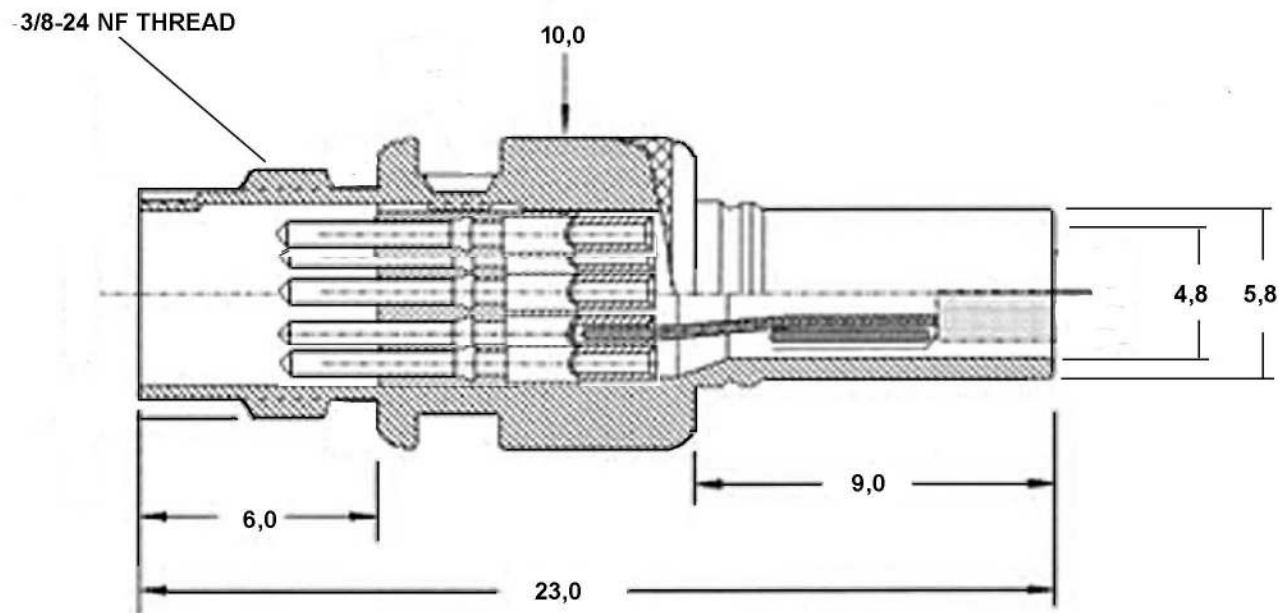


NOTES:

- 1. MATERIALS: "G" STYLE
 - 1.1 SHELL, FERRULE
BRASS PER QQ-B-626
FINISH: GOLD, OVER
ELECTROLESS NICKEL
PER MIL-G-45204, TYP 2, CLASS 1
 - 1.2 INSERT
PEEK, GLASS FILLED PER
MIL-P-46183
 - 1.3 CONTACTS
COPPER ALLOY
FINISH: GOLD PER MIL-G-45204
 - 1.4 GASKETS
SILICONE RUBBER PER AMS 3304
 - 1.5 ALTERNATE SHELL MATERIALS
AND FINISHES:
"M" STYLE: BRASS, WITH
ELECTROLESS NICKEL FINISH
PER AMS-C-26074, CLASS 4, GRADE B
"A" STYLE: BRASS, WITH GOLD PLATE,
BLACK CHROMATE
"K" STYLE: STAINLESS STEEL,
300 SERIES, WITH PASSIVATION

| REVISION HISTORY | | |
|------------------|-------------|-----------------|
| REVISION | DATE | COMMENT |
| 0 | 02 /10 / 17 | INITIAL RELEASE |



UNLESS OTHERWISE NOTED:
DIMENSIONS ARE IN MILLIMETERS
DO NOT SCALE THIS DRAWING

.X DECIMALS ARE ±0.5
.XX DECIMALS ARE ±0.25
.XXX DECIMALS ARE ±0.13

ANGLES ARE ±0.5°

THIS DOCUMENT IS SOLE PROPERTY OF MILSPECWEST AND IS ISSUED IN STRICT CONFIDENCE THAT IT WILL NOT BE REPRODUCED IN ANY WAY OR USED TO SOLICIT BUSINESS OF A COMPETITIVE NATURE. DISTRIBUTION OF THIS DOCUMENT IS PROHIBITED UNLESS WRITTEN CONSENT IS OBTAINED FROM MILSPECWEST. THIS DOCUMENT IS SUITABLE FOR ENGINEERING EVALUATION AND MAY BE USED IN TECHNICAL SPECIFICATIONS.

| | | | |
|---------|----|---|--------------|
| DRAWING | SC | MILSPECWEST - MICRO PRODUCTS CAGE CODE: 3HD49 | |
| CHECKED | TS | DESCRIPTION: MICRO 12 POSITION IN-LINE RECEPTACLE | |
| Q.A. | KB | DWG. NO. MSW-*-R-12* | REVISION: 0 |
| | | | SHEET 1 OF 2 |

REVISION HISTORY

| REVISION | DATE | COMMENT |
|----------|------------|---------|
| 0 | 02/17/2017 | |

NOTES:

1. MATERIALS: "G" STYLE
 - 1.1 SHELL, FERRULE
BRASS PER QQ-B-626
FINISH: GOLD, OVER
ELECTROLESS NICKEL
PER MIL-G-45204, TYP 2, CLASS 1
 - 1.2 INSERT
PEEK, GLASS FILLED PER
MIL-P-46183
 - 1.3 CONTACTS
COPPER ALLOY
FINISH: GOLD PER MIL-G-45204
 - 1.4 GASKETS
SILICONE RUBBER PER AMS 3304
 - 1.5 ALTERNATE SHELL MATERIALS
AND FINISHES:
"M" STYLE: BRASS, WITH
ELECTROLESS NICKEL FINISH
PER AMS-C-26074, CLASS 4, GRADE B
"A" STYLE: BRASS, WITH GOLD PLATE,
BLACK CHROMATE
"K" STYLE: STAINLESS STEEL,
300 SERIES, WITH PASSIVATION

SPECIFICATIONS:

ELECTRICAL:

ELECTRICAL RESISTANCE: 10,000 M OHMS PER MIL-C-22557
 RATED WORKING VOLTAGE: 400V @ SEA LEVEL
 DIELECTRIC WITHSTANDING: 1,000 V @ SEA LEVEL PER MIL-C-22557
 CONTACT VOLTAGE DROP: 4 mV @ 1 AMP PER MIL-C-22557
 CONTACT RESISTANCE: 4 MOHM @ 1 AMP PER MIL-C-22557
 CONTACT CURRENT RATING: 3 AMP

ENVIRONMENTAL:

VIBRATION: MIL STD 202A METHOD 204 TEST COND B (15G's)
 NO DISCONTINUITY IN EXCESS OF 1 MICROSECOND
 SHOCK: MIL STD 202 METHOD 202, 300 G's NO EVIDENCE OF DAMAGE
 TEMPERATURE CYCLING: MIL STD 202 METHOD 102, CONDITION C
 CORROSION (SALT SPRAY): MIL STD 202 METHOD 10, COND B 5% SALT SOLUTION
 MOISTURE RESISTANCE: MIL STD 202C METHOD 106B, OMITTING STEO 7B
 AND HIGH HUMIDITY TESTS

MECHANICAL:

CONTACTS: CONTACTS ARE CONTRAINED IN BOTH DIRECTIONS
 ENGAGING FORCE: 0.8N PER CONTACT
 COUPLING RETENTION TORQUE: 60 Nmm
 CONTACT DURABILITY: 5000 CYCLES WITHH CONTACT RESISTANCE
 WITHIN MIN MIL-C-22557
 CABLE RETENTION: SEPARATION FORCE EQUAL TO BREAKING STRENGTH
 OF SHIELD OF THE CABLE PER MIL-C-22557

PART NUMBER BREAKDOWN

MSW - G - R - 12 P

- P = PIN**
- S = SOCKET**
- NUMBER OF CONTACTS**
02
03
04
- SHELL SIZE (SEE TABLE 2)**
- BODY STYLE**
B = PLUG
R = IN LINE RECEPTACLE
C = STRAIGHT PCB MOUNT
D = FRONT PANEL JAM NUT MOUNT
E = FRONT PANEL SOLDER MOUNT
F = RIGHT ANGLE PCB MOUNT
- FINISH AND MATERIAL**
G = BRASS WITH GOLD OVER ELEC NICKEL
M = BRASS WITH ELECTROLESS NICKEL
A = BRASS WITH BLACK ANODIZE
K = STAINLESS STEEL WITH PASSIVATION
- BASIC PART NUMBER**

UNLESS OTHERWISE NOTED:
 DIMENSIONS ARE IN MILLIMETERS
 DO NOT SCALE THIS DRAWING

.X DECIMALS ARE ±0.5
 .XX DECIMALS ARE ±0.25
 .XXX DECIMALS ARE ±0.13

ANGLES ARE ±0.5°

| | | | |
|---------|----|---|--------------|
| DRAWING | SC | MILSPECWEST - MICRO PRODUCTS CAGE CODE: 3HD49 | |
| CHECKED | TS | DESCRIPTION: MICRO 12 POSITION IN-LINE RECEPTACLE | |
| Q.A. | KB | DWG. NO. MSW-*-R-12* | REVISION: 0 |
| | | | SHEET 2 OF 2 |

THIS DOCUMENT IS SOLE PROPERTY OF MILSPECWEST AND IS ISSUED IN STRICT CONFIDENCE THAT IT WILL NOT BE REPRODUCED IN ANY WAY OR USED TO SOLICIT BUSINESS OF A COMPETITIVE NATURE. DISTRIBUTION OF THIS DOCUMENT IS PROHIBITED UNLESS WRITTEN CONSENT IS OBTAINED FROM MILSPECWEST. THIS DOCUMENT IS SUITABLE FOR ENGINEERING EVALUATION AND MAY BE USED IN TECHNICAL SPECIFICATIONS.