



VLT69273X2NG

Vehicular 3-Port MIMO Antenna 698-960 MHz/1710-2700 MHz

The Laird vehicular 3-port MIMO antenna covers the 698-960/1710-2700 MHz, as well as GPS (1575.42 MHz) frequency ranges. Configured with 2-port, dual-band elements in addition to 1-port with integrated GPS.

Connector options include SMA male connectors for 3G/4G LTE and GPS ports with an RSMA male connector for the Wi-Fi port. The housing incorporates a low profile, rugged design that meets IP67 standards. The antenna also features high impact, UV-resistant polycarbonate plastic available in black or white.

APPLICATIONS

- FirstNet/Public Safety

ELECTRICAL SPECIFICATIONS

Number of Ports	3 (2-ports - 3G/4G LTE; 1-port - GPS)	
Operating Frequency (MHz)	698-960 MHz	1710-2700 MHz
Peak Gain (dBi)*	2.6	4.7
Isolation Port 1 - 2 (dB)*	>15	>20
VSWR - Avg*	<1.8:1	
VSWR - Max*	<2.0:1	
Nominal Impedance (Ohms)	50	
Max Power - Ambient 25°C (W)	50	
Polarization	Vertical Linear	
Azimuth Beamwidth	Omnidirectional	

* Measured on 304.8 mm (1 ft.) diameter ground plane

MECHANICAL SPECIFICATIONS

Dimensions - mm (in.)	132 x 75 (5.2 x 2.9)
Weight - kg (lb.)	0.74 (1.63)
RF Connector	SMA-Male (3G/4G ports)
Cable (exposed length) - cm (ft.)	LMR®-195 or equivalent- 518.2 (17)
Radome/Baseplate Material	PC, UL94 - V0 Rating, UV Stable (Black and White)

ENVIRONMENTAL SPECIFICATIONS

Operating Temperature - °C (°F)	-30 to +70 (-22 to +158)
Ingress Protection Rating	IP67
Material Substance Compliance	RoHS

PART NUMBER

DESCRIPTION

VLT69273B2NG-518A	2-Ports 4G/LTE, 1-Port GPS: SMA Male (Black)
VLT69273W2NG-518A	2-Ports 4G/LTE, 1-Port GPS: SMA Male (White)

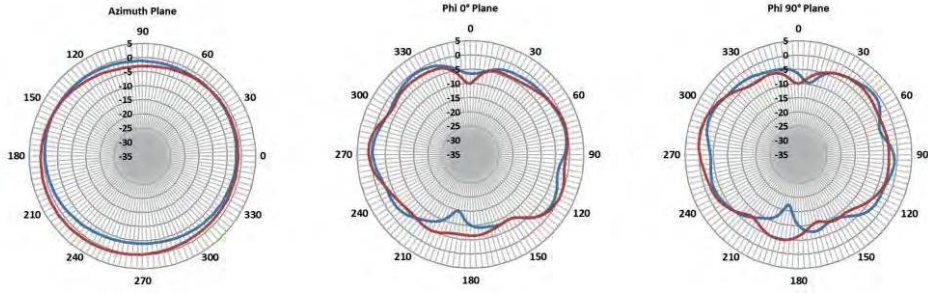
GPS ANTENNA SPECIFICATIONS

Frequency Band (MHz)	1575.42 (GPS L1)		
Bandwidth (MHz)	6 (Typical)		
Amplifier Gain (dB)	27 (± 3 dBc)		
Nominal Impedance (Ohms)	50		
Output VSWR	<1.5:1		
DC Voltage	2.7 - 12 Vdc		
DC Current	20 mA (Nominal); 30 mA (-40°C - +85°C)		
Out-of-Band Signal Rejection	> 40 dB rejection @ ± 50 MHz from center frequency		
Intermodulation @ CW Mode (-40° C to +85° C)	Int1	Int2	IM3
Power, dBm	-10 (1842.8 MHz)	-10 (2110 MHz)	-100 (1575.6 MHz)
Power, dBm	-10 (829.58 MHz)	-10 (2405 MHz)	-100 (1575.42 MHz)
Power, dBm	-10 (755.42 MHz)	-10 (820 MHz)	-100 (1575.42 MHz)
Input 1 dB Compression @ 750 MHz, 2000 MHz, 3500 MHz	> 10 dBm (-40°C - +85°C)		
Connector	SMA-Male		
Cable - Exposed Length	RG174-518.2 cm (17 ft.)		

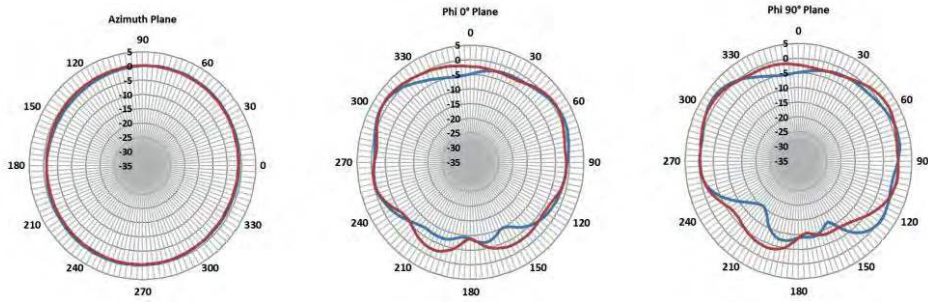
RADIATION PATTERNS

— LTE1 — LTE2

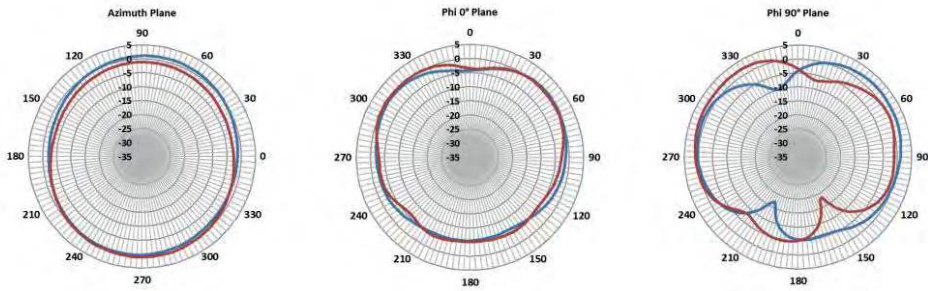
698 MHz



806 MHz



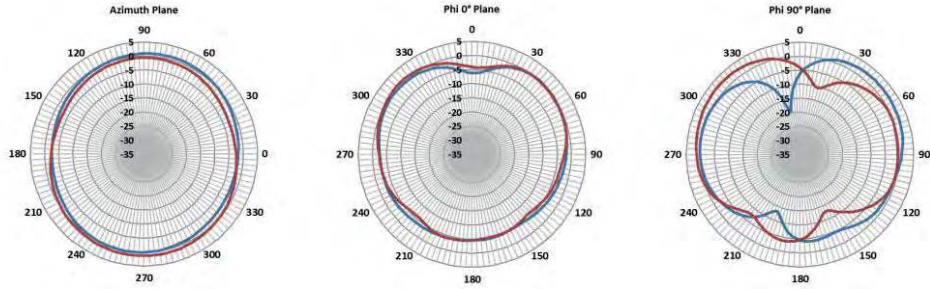
894 MHz



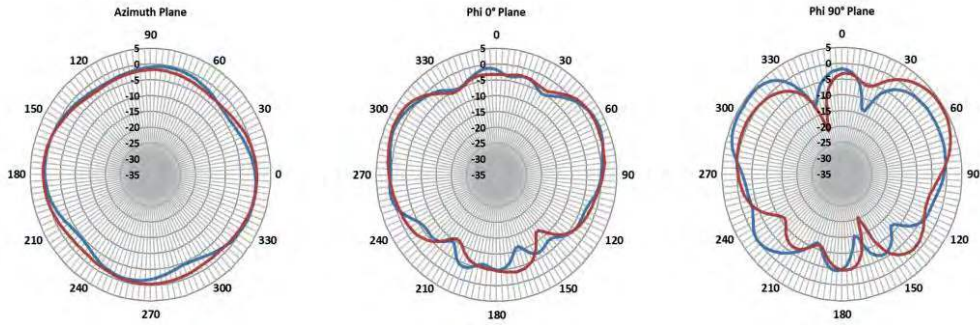
RADIATION PATTERNS

— LTE1 — LTE2

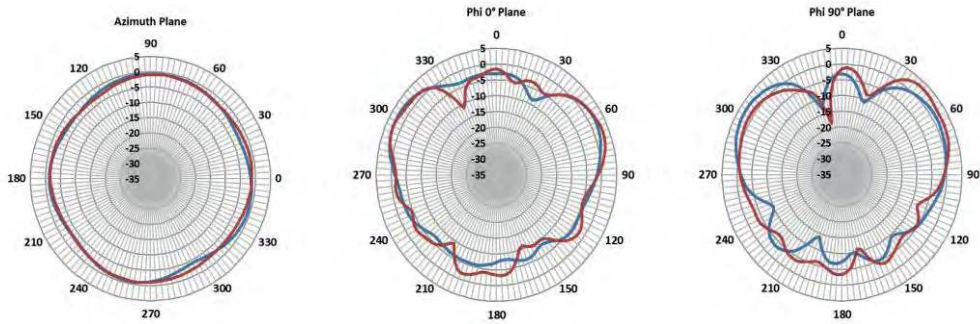
960 MHz



1710 MHz



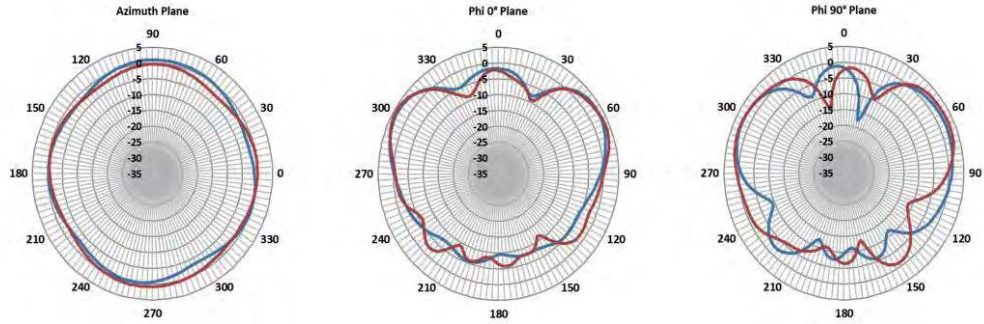
1880 MHz



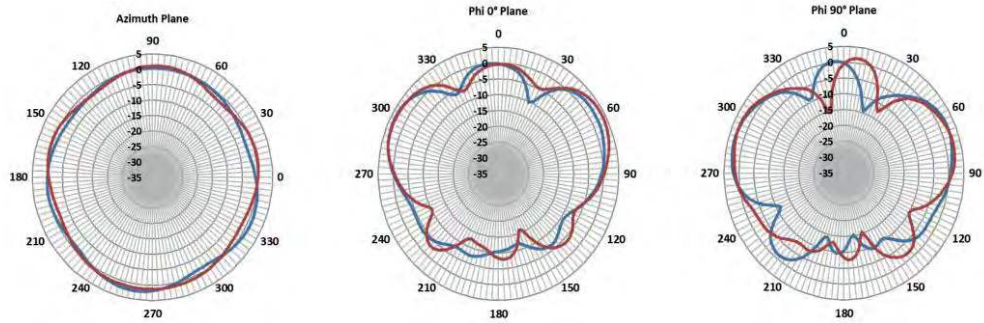
RADIATION PATTERNS

— LTE1 — LTE2

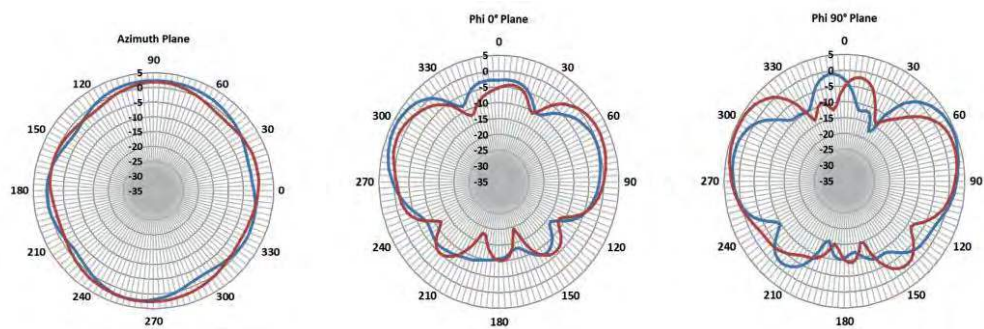
1950 MHz



2170 MHz



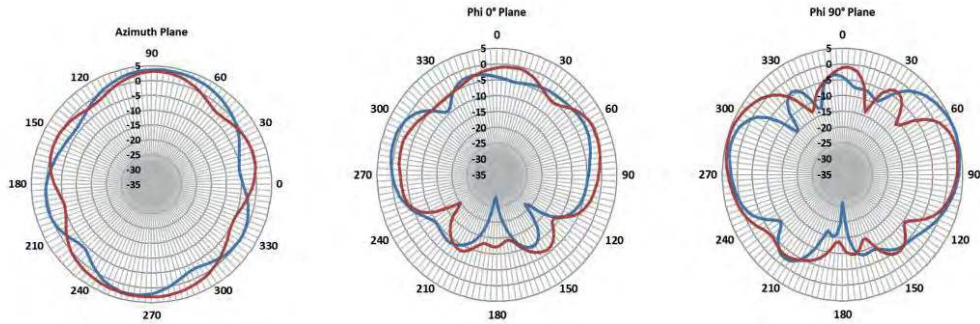
2305 MHz



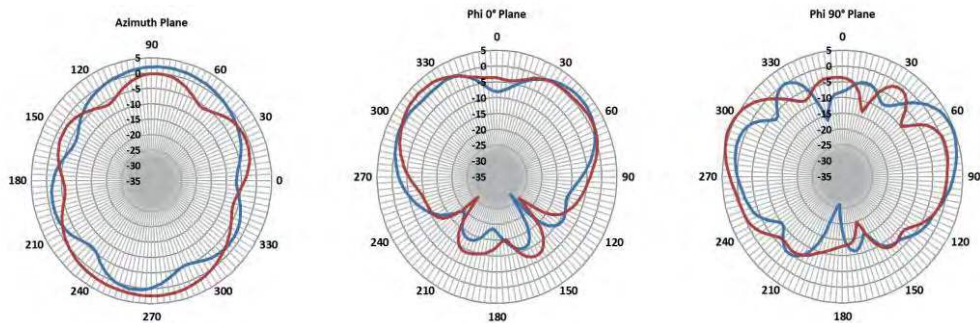
RADIATION PATTERNS

— LTE1 — LTE2

2505 MHz



2700 MHz



TE TECHNICAL SUPPORT CENTER

USA:	+1 (800) 522-6752
Canada:	+1 (905) 475-6222
Mexico:	+52 (0) 55-1106-0800
Latin/S. America:	+54 (0) 11-4733-2200
Germany:	+49 (0) 6251-133-1999
UK:	+44 (0) 800-267666
France:	+33 (0) 1-3420-8686
Netherlands:	+31 (0) 73-6246-999
China:	+86 (0) 400-820-6015

te.com

TE Connectivity, TE Connectivity (logo) and Every Connection Counts are trademarks. All other logos, products and/or company names referred to herein might be trademarks of their respective owners.

The information given herein, including drawings, illustrations and schematics which are intended for illustration purposes only, is believed to be reliable. However, TE Connectivity makes no warranties as to its accuracy or completeness and disclaims any liability in connection with its use.

TE Connectivity's obligations shall only be as set forth in TE Connectivity's Standard Terms and Conditions of Sale for this product and in no case will TE Connectivity be liable for any incidental, indirect or consequential damages arising out of the sale, resale, use or misuse of the product. Users of TE Connectivity products should make their own evaluation to determine the suitability of each such product for the specific application.

TE warrants to the original end user customer of its products that its products are free from defects in material and workmanship. Subject to conditions and limitations TE will, at its option, either repair or replace any part of its products that prove defective because of improper workmanship or materials. This limited warranty is in force for the useful lifetime of the original end product into which the TE product is installed. Useful lifetime of the original end product may vary but is not to exceed five (5) years from the original date of the end product purchase.

©2021 TE Connectivity. All Rights Reserved.

11/21 Original

