

21 mm - 2 or 4 Relays RTMA4 Part number 88896201



- Miniature plug-in timer (21 x 27 mm)
- Function A : Delay on energisation
- Multi-range 0.1 s to 10 h
- Excellent noise resistance
- Relay output, 2 or 4 changeover contacts

Part numbers

	Type	Functions	Relay outputs	Nominal rating	Supply voltage	Absorbed power (W)
88 896 201	RTMA4	A	4 timed changeover	5 A AC	12 V DC	1,5

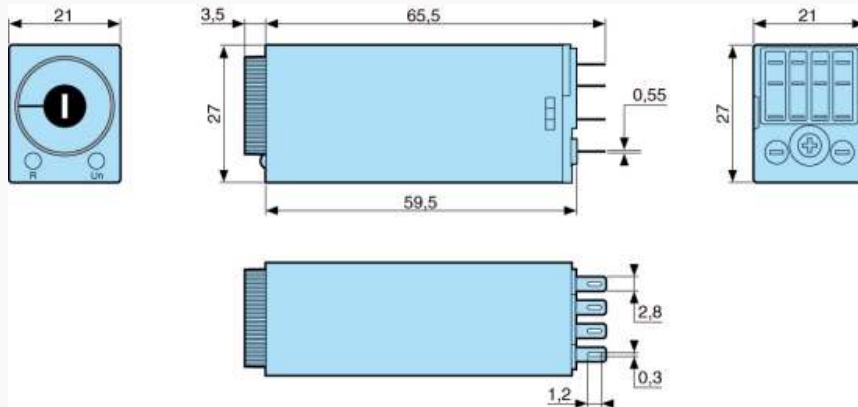
Specifications

Timing ranges	0,1 →1s 1 →10s 0,1 →1 min 1 →10 min 0,1 →1h 1 →10 h
Display precision	-0 % / + 10 % at 25 °C of full scale, according to CEI/EN61812
Repetition accuracy (with constant parameters)	± 0,5 %
Drift Temperature	± 0,05 %/ °C
Drift Voltage	± 0,2 %/V
Maximum reset time by de-energisation during timed delay	50 ms
Maximum reset time by de-energisation after timing	250 ms
Operating range	±15 % of supply (AC) ±10 % of supply (DC)
Frequency (Hz)	50/60 Hz ± 1 Hz
Immunity from micro power cuts : typical	< 5 ms
Ripple	± 10 % (DC)
Operating factor	100 %
Maximum power rating (resistive)	1250 VA / 120 W
Minimum current	100 mA
Maximum breaking voltage	250 V AC
Type of contacts	AgNi
Max. permitted number of operations at 1 max 250 V AC resistive per hour	600
Electrical life at I max. 250 V AC resistive (number of operations)	10 ⁵
Mechanical life (operations)	10 ⁷
Breakdown voltage conforming to IEC/EN 61812-1 and 60601-1	2 kV at 1 mA / 1 min / 50 Hz
Display of output state by LED	Green : power on yellow : output on
Conformity to standards	CEI/EN61812-1, CEI/EN60601-1, EN50081-2, EN61000-6-2, CEI/EN60601-1-2, Directives BT (73/23/CEE + 93/68/CEE (CE marking)) + CEM (89/336/CEE)
Approvals	UL - cUL
Temperature limits use (°C)	-20 →+60
Temperature limits stored (°C)	-40 →+70
Insulation coordination (IEC/EN 60664-1)	4 kV / surge category 3
Degree of protection IEC 60529	IP 50 (casing)
Vibration resistance acc. to IEC/EN 60068-2-6	f = 10 →55 Hz A = 0,35 mm
Relative humidity (no condensation)	95 % max (CEI 60068-2-3)
Electromagnetic compatibility (EMC)	Class 2 according to EN61812-1/A11
Immunity to electrostatic discharges acc. IEC/EN 61000-4-2	Level III (Air 8 K : contact 6kV)
Immunity to radiated, radio-frequency, electromagnetic field acc. IEC/EN 61000-4-3	Level III (10 V/m : 26 M Hz to 1 G Hz / 900 M Hz)
Immunity to rapid transient bursts acc. to IEC/EN 61000-4-4	Level III (Direct 2 kV : coupled 1kV)
Immunity to radio frequency in common mode acc. to IEC/EN 61000-4-6	Level III (10 V (rms) : 0,15 M Hz to 80 Mhz)
Immunity to shock waves according to IEC/EN 61000-4-5	AC : level III (common mode 2 kV, differential mode : 1 kV) DC : MC/MD : 0,5 kV
Immunity to voltage dips and breaks acc. to IEC/EN 61000-4-11	30 % / 10 ms 60 % / 100 ms / 1 s > 95 % 5 s

Mains-borne and radiated emissions acc. to EN 55022 (CISPR22), EN55011 (CISPR11)	Class B
Housing material	Self-extinguishing
Weight (g)	55

Dimensions (mm)

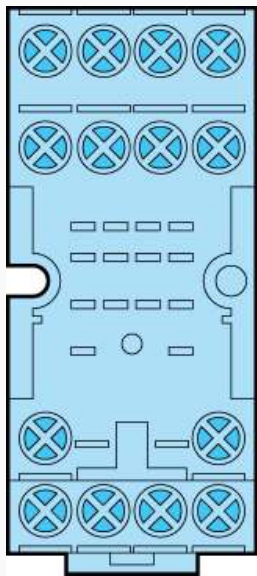
RTMA2 / RTMA4



Dimensions (mm)

Base for DIN rail mounting

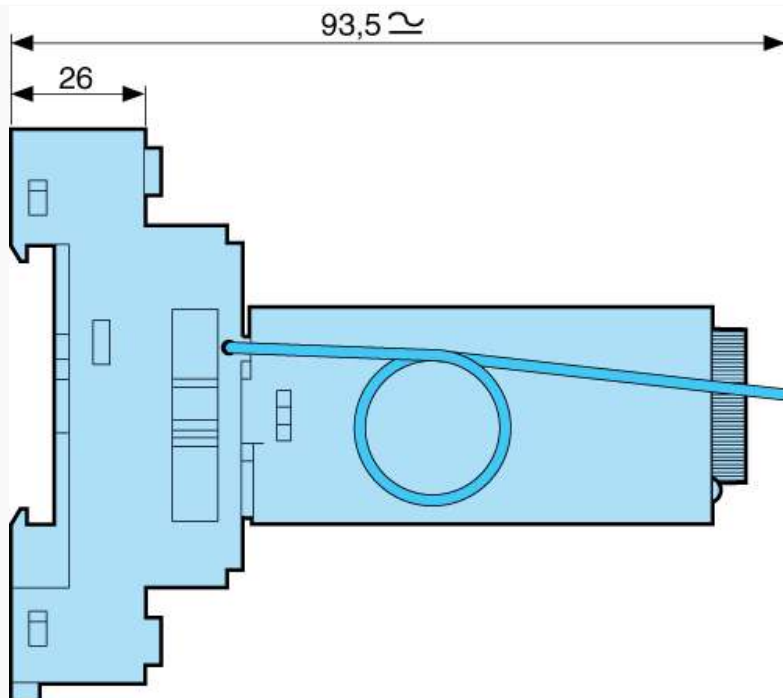
RTMA4 - 26 532 706



Dimensions (mm)

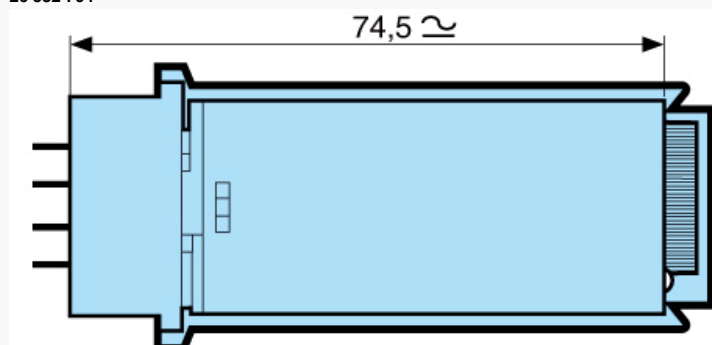
Spring clips for terminal base

26 532 702



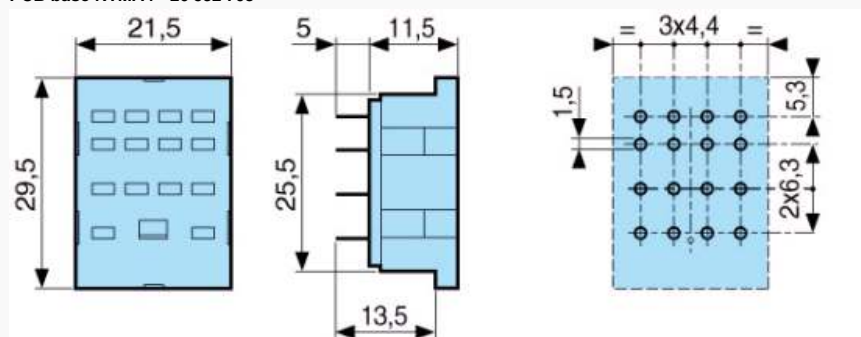
Dimensions (mm)

Spring clips for P.C.B. base
26 532 704



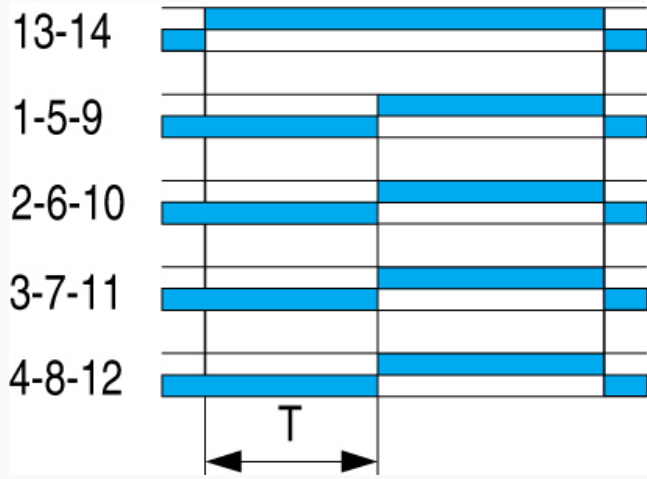
Dimensions (mm)

PCB base RTMA4 - 26 532 708



Curves

RTMA4

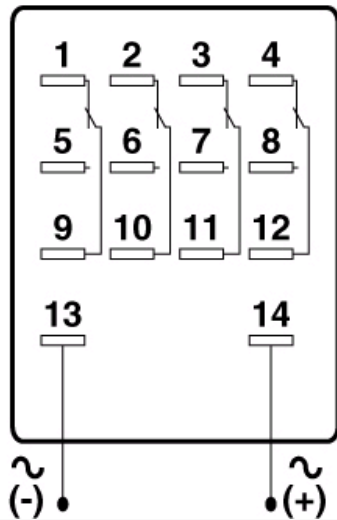
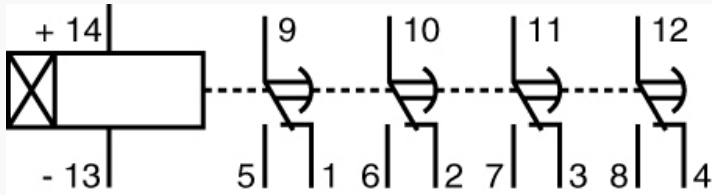


Function A

*** TRADUCTION MANQUANTE ***

Connections

RTMA4



N° 2-3	Legend
	Supply
	Timed or instantaneous (switch set to "INST") relay outputs