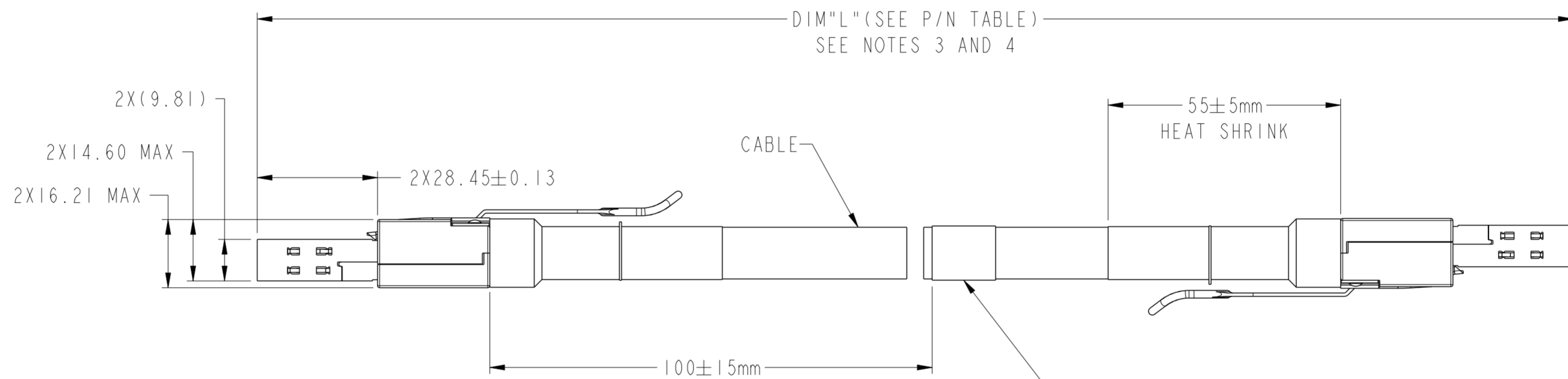


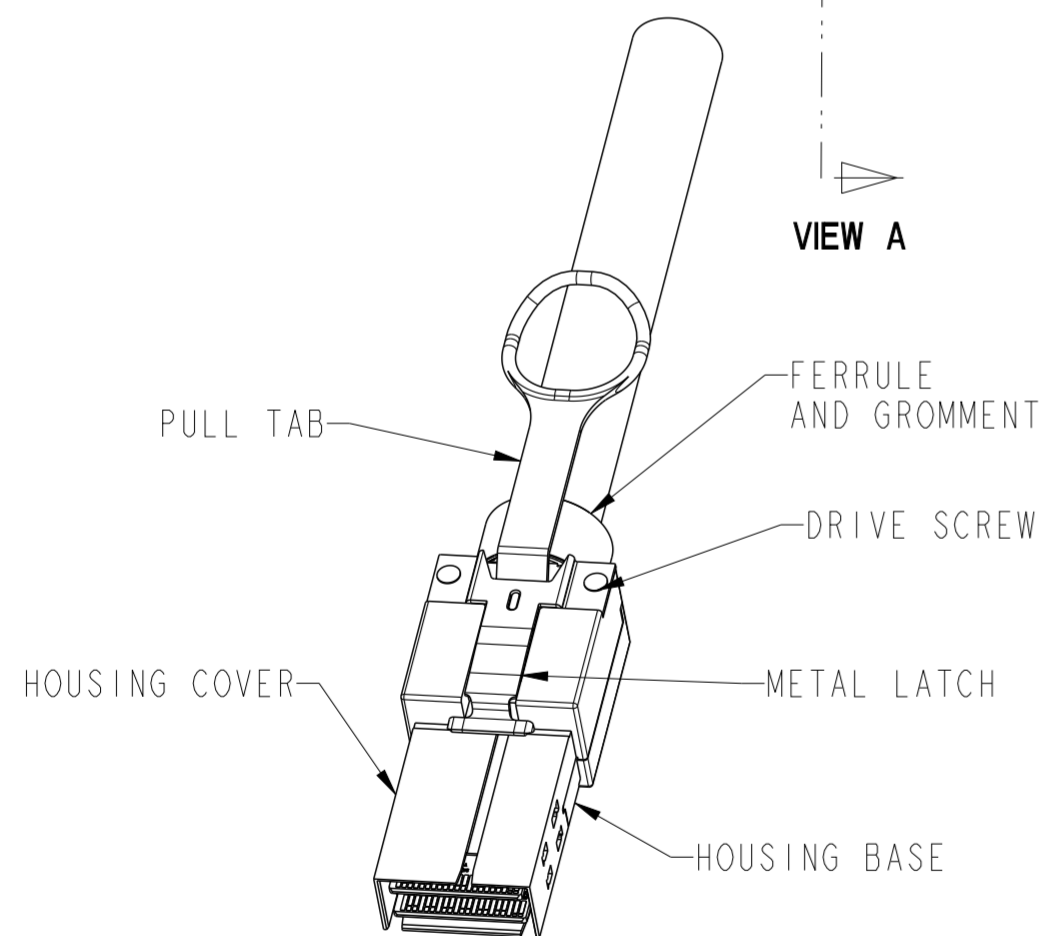
END P1  
CABLE CONNECTOR  
CXP (PASSIVE) PLUG

END P2  
CABLE CONNECTOR  
CXP (PASSIVE) PLUG

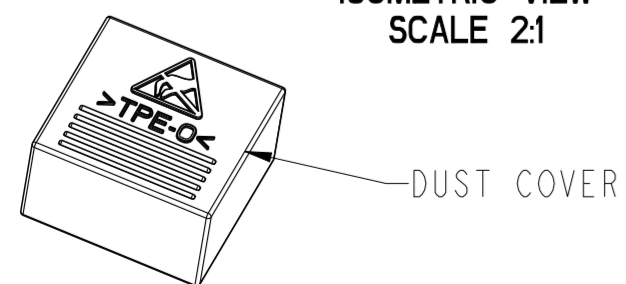


VIEW A

VIEW A



P1  
ISOMETRIC VIEW  
SCALE 2:1



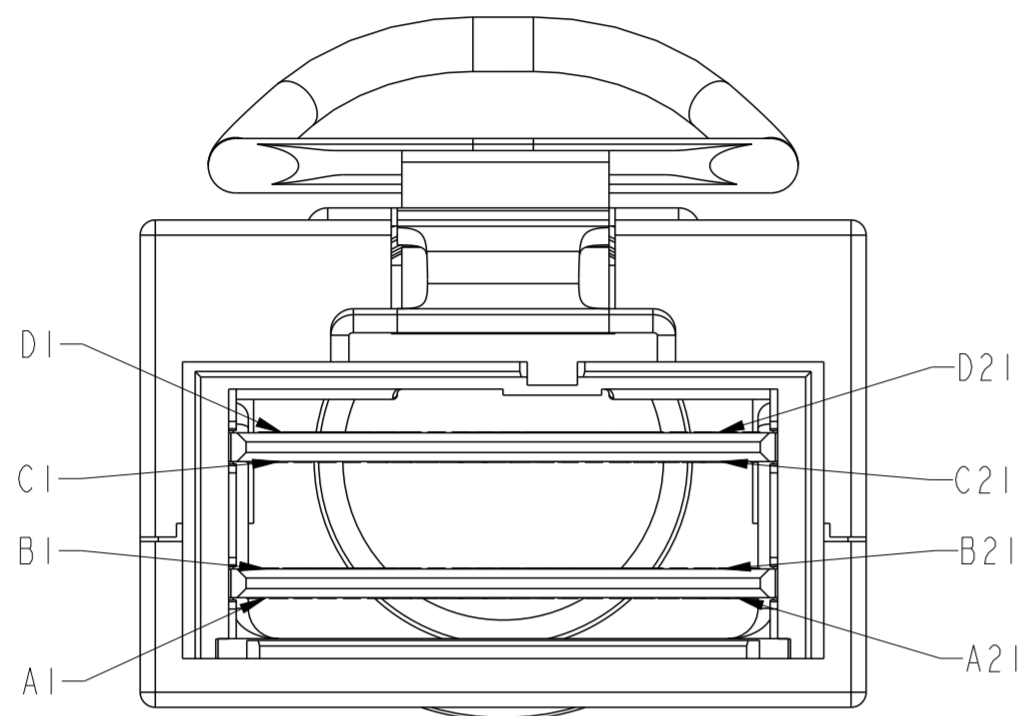
DUST COVER

spec ref	-	dr	Ingram, Debora	2011/04/16	projection	MM	size	A2	scale	1:2
tolerance std	ASME Y14.5	eng	Alex Xu	2016/11/18			ecn no	ELX-N-25380-1	rel level	Released
TOLERANCES UNLESS OTHERWISE SPECIFIED		chr	-	apppr						
surface	linear	0.X	±Y	<b>Amphenol FCI</b> FINAL ASSEMBLY - STANDARD CXP PASSIVE CABLE ASSEMBLY www.fci.com		title cat. no.	product family Product - Customer Drw	dwg no 10116951	rev D	sheet 1 of 3
		0.XX	±Y							
	angular	0°	±Y°							

PDS: Rev :D

STATUS:Released

Printed: Apr 18, 2019



VIEW A-A  
PIN ASSIGNMENTS  
SCALE 4:1

P1				P2		
PIN	F	SIGNAL	TYPE	PIN	F	SIGNAL
B1	L	GND	C   C	D1	L	GND
B2	S	Tx0p	----▷	D2	S	Rx0p
B3	S	Tx0n	----▷	D3	S	Rx0n
B4	L	GND	C   C	D4	L	GND
B5	S	Tx2p	----▷	D5	S	Rx2p
B6	S	Tx2n	----▷	D6	S	Rx2n
B7	L	GND	C   C	D7	L	GND
B8	S	Tx4p	----▷	D8	S	Rx4p
B9	S	Tx4n	----▷	D9	S	Rx4n
B10	L	GND	C   C	D10	L	GND
B11	S	Tx6p	----▷	D11	S	Rx6p
B12	S	Tx6n	----▷	D12	S	Rx6n
B13	L	GND	C   C	D13	L	GND
B14	S	Tx8p	----▷	D14	S	Rx8p
B15	S	Tx8n	----▷	D15	S	Rx8n
B16	L	GND	C   C	D16	L	GND
B17	S	Tx10p	----▷	D17	S	Rx10p
B18	S	Tx10n	----▷	D18	S	Rx10n
B19	L	GND	C   C	D19	L	GND
B20	S	VCC3.3-Tx	□ □	D20	M	VCC3.3-Rx
B21	S	VCC12-Tx	□ □	D21	M	VCC12-Rx
A1	L	GND	C   C	C1	L	GND
A2	S	Tx1p	----▷	C2	S	Rx1p
A3	S	Tx1n	----▷	C3	S	Rx1n
A4	L	GND	C   C	C4	L	GND
A5	S	Tx3p	----▷	C5	S	Rx3p
A6	S	Tx3n	----▷	C6	S	Rx3n
A7	L	GND	C   C	C7	L	GND
A8	S	Tx5p	----▷	C8	S	Rx5p
A9	S	Tx5n	----▷	C9	S	Rx5n
A10	L	GND	C   C	C10	L	GND
A11	S	Tx7p	----▷	C11	S	Rx7p
A12	S	Tx7n	----▷	C12	S	Rx7n
A13	L	GND	C   C	C13	L	GND
A14	S	Tx9p	----▷	C14	S	Rx9p
A15	S	Tx9n	----▷	C15	S	Rx9n
A16	L	GND	C   C	C16	L	GND
A17	S	Tx11p	----▷	C17	S	Rx11p
A18	S	Tx11n	----▷	C18	S	Rx11n
A19	L	GND	C   C	C19	L	GND
A20	S	SCL	□ □	C20	S	PRSENT_L
A21	S	SDA	□ □	C21	S	Int_L/Reset_L

P1				P2		
PIN	F	SIGNAL	TYPE	PIN	F	SIGNAL
C1	L	GND	C   C	A1	L	GND
C2	S	Rx1p	◀----	A2	S	Tx1p
C3	S	Rx1n	◀----	A3	S	Tx1n
C4	L	GND	C   C	A4	L	GND
C5	S	Rx3p	◀----	A5	S	Tx3p
C6	S	Rx3n	◀----	A6	S	Tx3n
C7	L	GND	C   C	A7	L	GND
C8	S	Rx5p	◀----	A8	S	Tx5p
C9	S	Rx5n	◀----	A9	S	Tx5n
C10	L	GND	C   C	A10	L	GND
C11	S	Rx7p	◀----	A11	S	Tx7p
C12	S	Rx7n	◀----	A12	S	Tx7n
C13	L	GND	C   C	A13	L	GND
C14	S	Rx9p	◀----	A14	S	Tx9p
C15	S	Rx9n	◀----	A15	S	Tx9n
C16	L	GND	C   C	A16	L	GND
C17	S	Rx11p	◀----	A17	S	Tx11p
C18	S	Rx11n	◀----	A18	S	Tx11n
C19	L	GND	C   C	A19	L	GND
C20	S	PRSENT_L	□ □	A20	S	SCL
C21	S	Int_L/Reset_L	□ □	A21	S	SDA
D1	L	GND	C   C	B1	L	GND
D2	S	Rx0p	◀----	B2	S	Tx0p
D3	S	Rx0n	◀----	B3	S	Tx0n
D4	L	GND	C   C	B4	L	GND
D5	S	Rx2p	◀----	B5	S	Tx2p
D6	S	Rx2n	◀----	B6	S	Tx2n
D7	L	GND	C   C	B7	L	GND
D8	S	Rx4p	◀----	B8	S	Tx4p
D9	S	Rx4n	◀----	B9	S	Tx4n
D10	L	GND	C   C	B10	L	GND
D11	S	Rx6p	◀----	B11	S	Tx6p
D12	S	Rx6n	◀----	B12	S	Tx6n
D13	L	GND	C   C	B13	L	GND
D14	S	Rx8p	◀----	B14	S	Tx8p
D15	S	Rx8n	◀----	B15	S	Tx8n
D16	L	GND	C   C	B16	L	GND
D17	S	Rx10p	◀----	B17	S	Tx10p
D18	S	Rx10n	◀----	B18	S	Tx10n
D19	L	GND	C   C	B19	L	GND
D20	S	VCC3.3-Rx	□ □	B20	M	VCC3.3-Tx
D21	S	VCC12-Rx	□ □	B21	M	VCC12-Tx

**PIN OUT CHART (WIRING) SEE NOTE 6**

spec ref	-	dr	Ingram, Debora	2011/04/16	projection	MM	size	A2	scale	1:2		
tolerance std	ASME Y14.5	eng	Alex Xu	2016/11/18			ecn no	ELX-N-25380-1	rel level	Released		
TOLERANCES UNLESS OTHERWISE SPECIFIED		chr	-	apppr							Michael Zhou	2019/04/18
surface	linear	0.X	±Y	<b>Amphenol FCI</b> FINAL ASSEMBLY - STANDARD CXP PASSIVE CABLE ASSEMBLY www.fci.com							cat. no.	-
ASME Y14.5	angular	0°	±Y°	title	10116951	rev	D					

