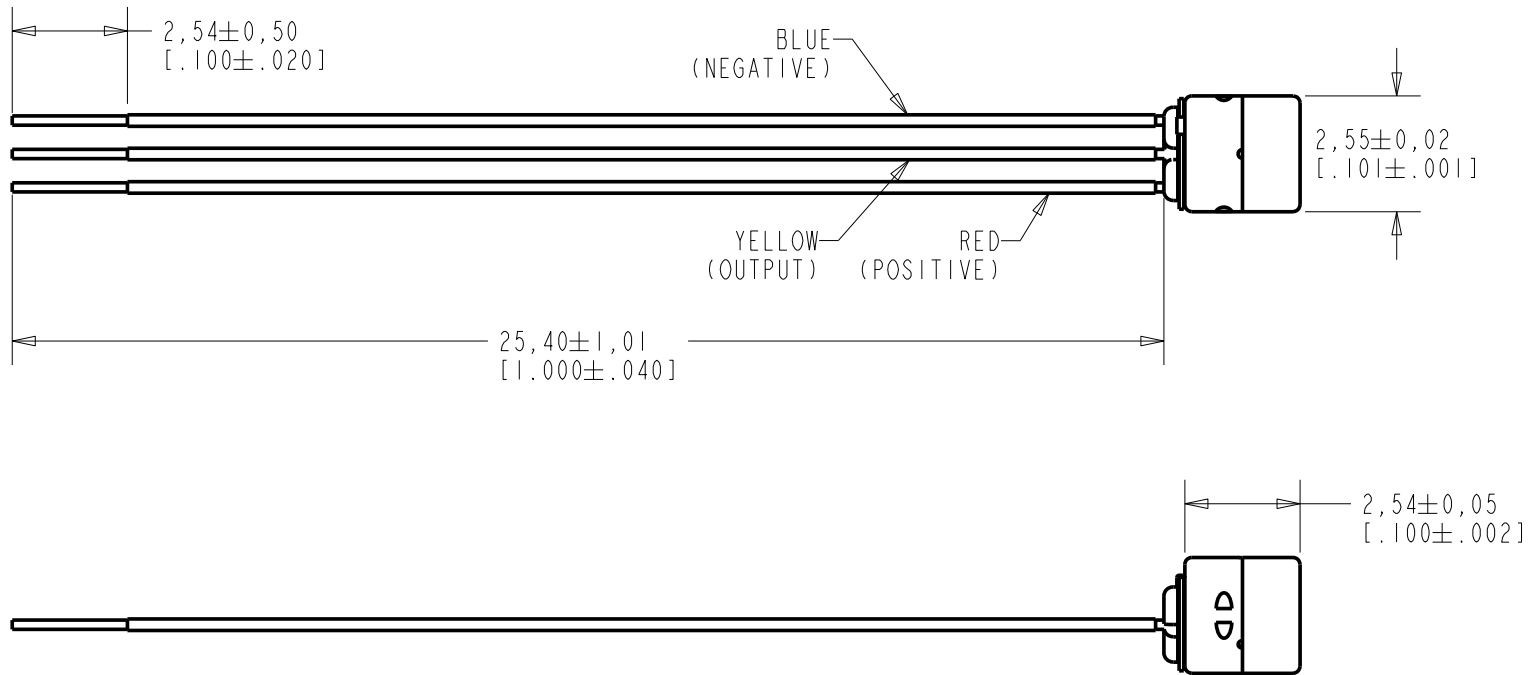


**FG-23742-D36**  
SHT 1.1

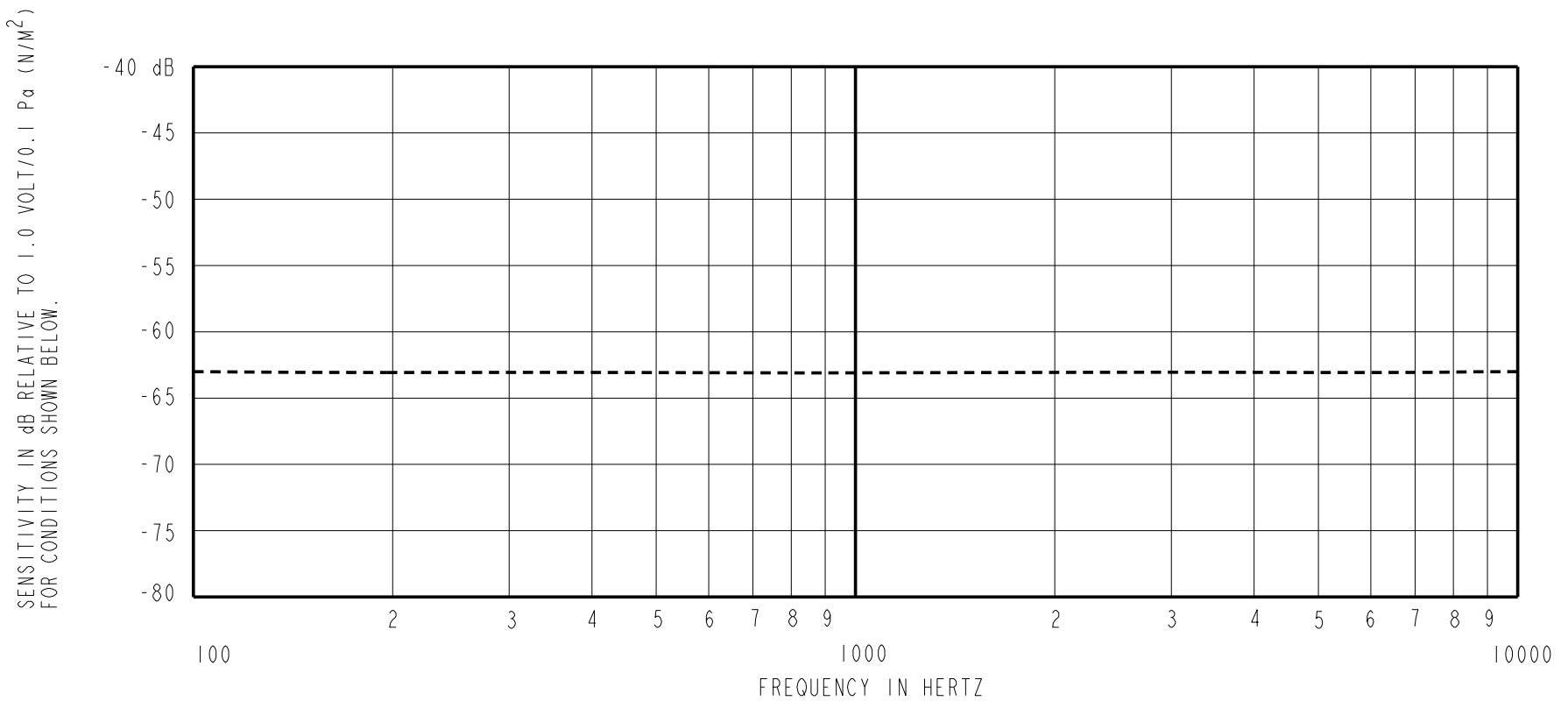


DIMENSIONS IN MILLIMETERS [INCHES]

Revision	C.O. #	Implementation Date	RELEASE LEVEL	REVISION
E	MI0103048	8-7-09	Active	E
D	MI0102788	4-13-09		

**KNOWLES ELECTRONICS**  
ITASCA, ILLINOIS U.S.A.

SCALE: 8:1	DR. BY: MMM	DATE: 11-21-05
DO NOT SCALE DRAWING	CK. BY: GJP	DATE: 11-22-05
TITLE: MICROPHONE / CABLE	APP. BY: GJP	
OUTLINE DRAWING	DATE: 11-22-05	
FG-23742-D36	SHT 1.1	



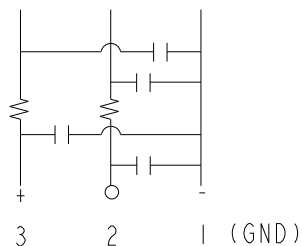
FREQUENCY	SENSITIVITY			DEVICE CONFORMITY	
	MIN.	NOM.	MAX.	RANGE OF DEVIATION FROM 1KHz	
100	---	-63.0	---	-3.0	+3.0
1000	-66.0	-63.0	-60.0	0.0	0.0
10000	---	-63.0	---	-3.0	+3.0

NOTES:

1. CASE CONNECTED TO NEGATIVE TERMINAL.
2. MICROPHONE TO BE FUNCTIONAL WITH 3.0 VDC SUPPLY.
3. TYPICAL SENSITIVITY TO HUMIDITY AT 1000Hz IS 0.06 dB/%RH.
4. SENSITIVITY AND NOISE VALUES INDICATED ON THIS SPECIFICATION ARE VALID AT 50% HUMIDITY.

DC SUPPLY	AMPLIFIER CURRENT DRAIN	SENSITIVITY CHANGE ON REDUCING SUPPLY TO 0.9VDC	"A" WEIGHTED NOISE (RE 1.0 VOLT)	OUTPUT IMPEDANCE OHMS			CAPACITANCE ±50%	
				MIN.	NOM.	MAX.	1-2	1-3
1.3V	50 µA MAX.	3 dB MAX.	36.0 dB MAX.	2800	4400	6800	13pF	13pF

CAPACITANCE PROBE POINTS



Revision	C.O. #	Implementation Date	RELEASE LEVEL	REVISION
E	M10103048	8-7-09	Active	E
D	M10102788	4-13-09		

**KNOWLES ELECTRONICS**  
ITASCA, ILLINOIS U.S.A.

WHEN TEST LIMITS ARE USED TO ESTABLISH INCOMING INSPECTION ACCEPTANCE/REJECTION CRITERIA, CORRELATION OF TEST EQUIPMENT WITH KNOWLES IS ALSO REQUIRED FOR ELIMINATION OF EQUIPMENT AND TEST METHOD VARIATION

TITLE: **MICROPHONE /CABLE** **FG-23742-D36**  
PERFORMANCE SPECIFICATION **SHT 2.1**

DR. BY	DATE
MMM	11-21-05
CK. BY	DATE
GJP	11-22-05
APP. BY	DATE
GJP	11-22-05