



121-243 MHz / 380-500 MHz Duplexer



ANATECH ELECTRONICS INC
RF & Microwave Filters & Products

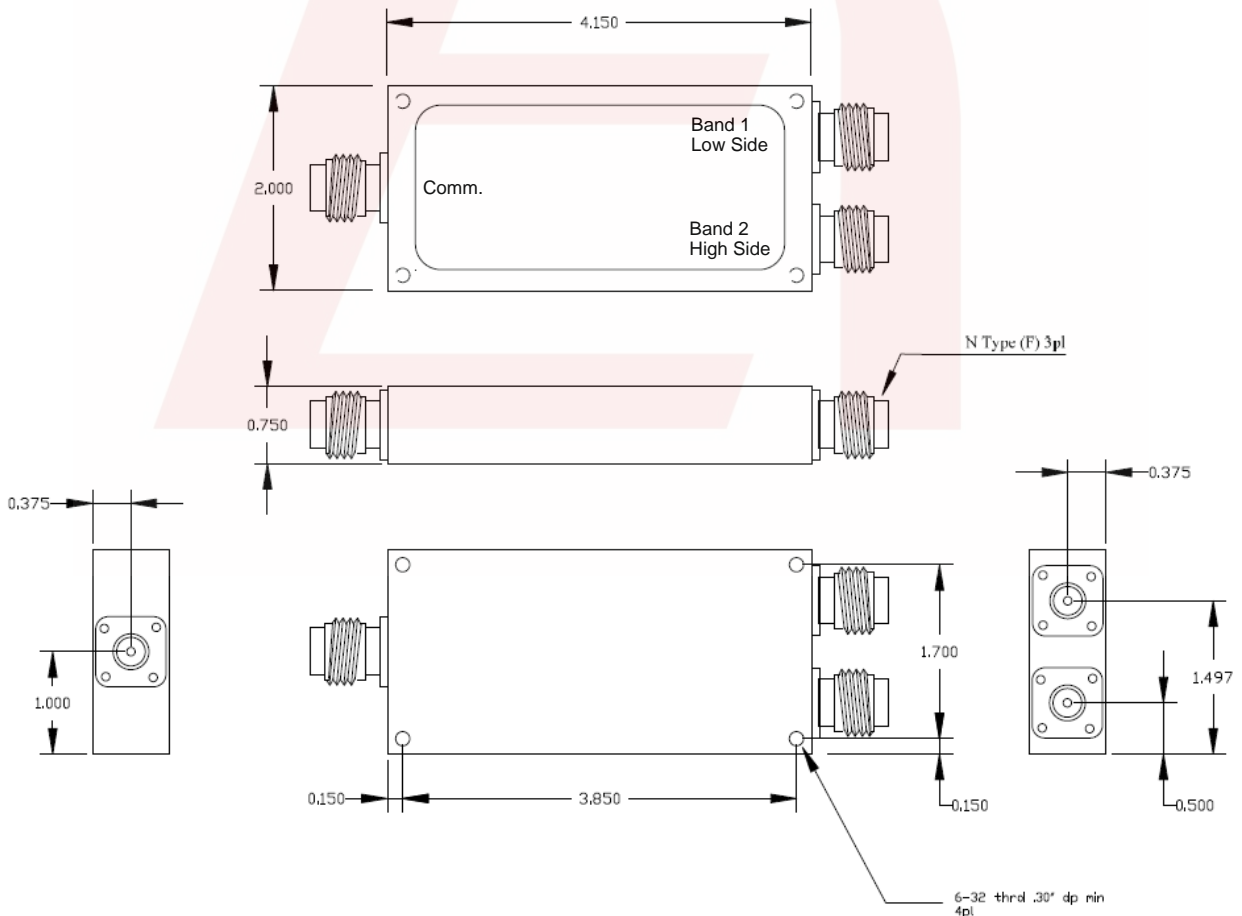
Part Number: AE182-440DB5375

<u>Characteristics</u>	<u>Band 1</u>	<u>Band 2</u>
Passband:	121-243 MHz	380-500 MHz
Bandwidth:	122 MHz	120 MHz
VSWR:	1.5	1.5
Passband Insertion Loss:	1 dB max	1 dB max
Input / Output Impedance:	50 Ohms	50 Ohms
Rejection:	60 dB @ 30 MHz	60 dB @ 850-900 MHz
Isolation:	60 dB	60 dB
Power Handling:	50W avg. & 75W peak	50W avg. & 75W peak

<u>Mechanical</u>	
Mounting Method:	Threaded Mounting Holes
Connector Type:	N-Type (F)
Dimensions:	4.15 x 2 x 0.75 inches

<u>Environmental</u>	
Operating Temperature:	-0 to +60 deg.C
Storage Temperature:	-50 to +90 deg.C

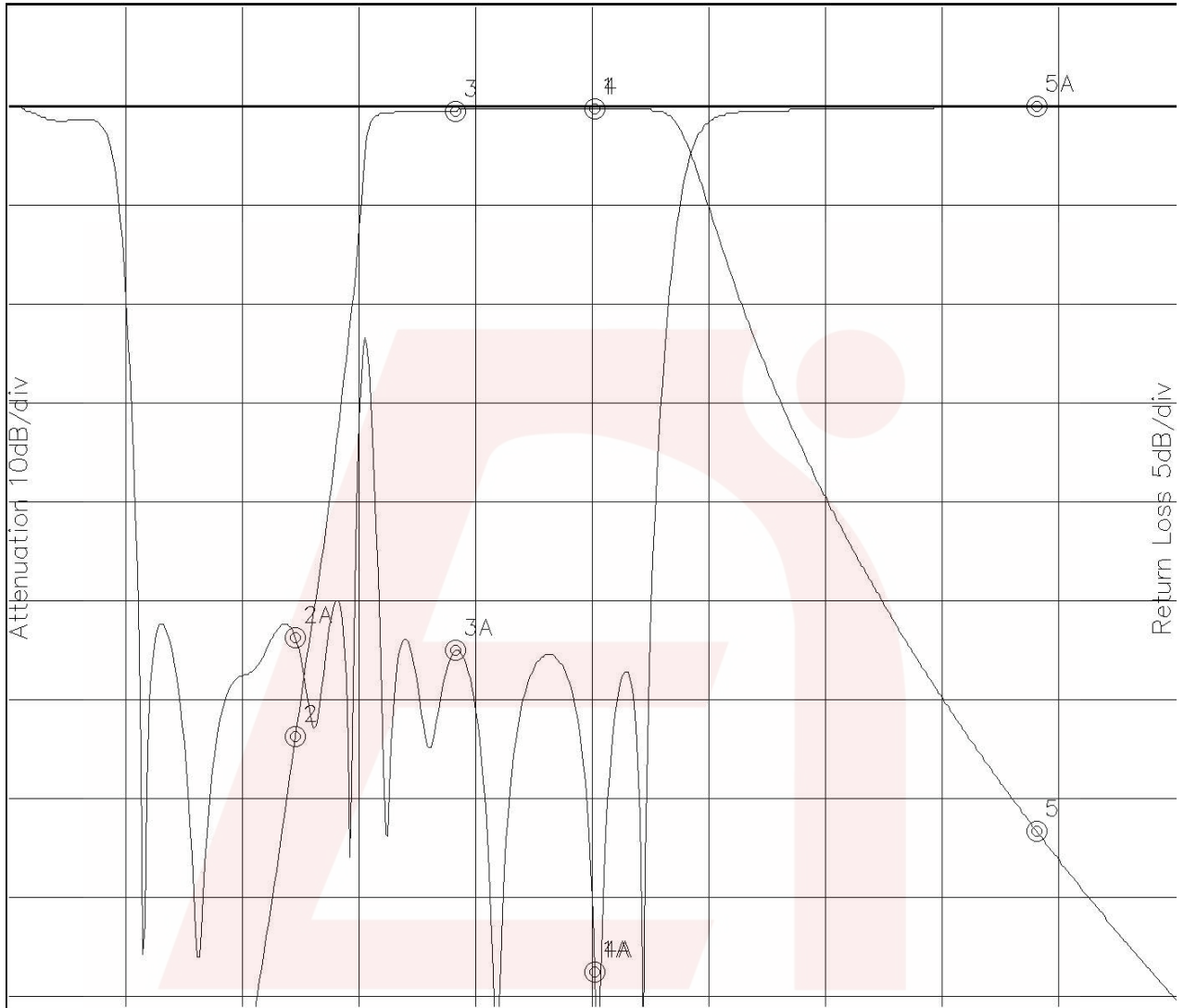
Outline Drawing:



DS-DB5375-08202015-Rev0



Response Plots:



Attenuation Start: 0.10Hz Stop: 1000.0MHz

Return Loss Start: 0.10Hz Stop: 1000.0MHz

Marker 1 Freq 500.80MHz Atten -0.247dB
 Marker 2 Freq 243.94MHz Atten -63.501dB
 Marker 3 Freq 381.26MHz Atten -0.329dB
 Marker 4 Freq 500.80MHz Atten -0.247dB
 Marker 5 Freq 880.45MHz Atten -73.013dB

Marker 1A Freq 500.80MHz Ret Loss -43.621dB
 Marker 2A Freq 243.94MHz Ret Loss -26.759dB
 Marker 3A Freq 381.26MHz Ret Loss -27.445dB
 Marker 4A Freq 500.80MHz Ret Loss -43.621dB
 Marker 5A Freq 880.45MHz Ret Loss 0.000dB



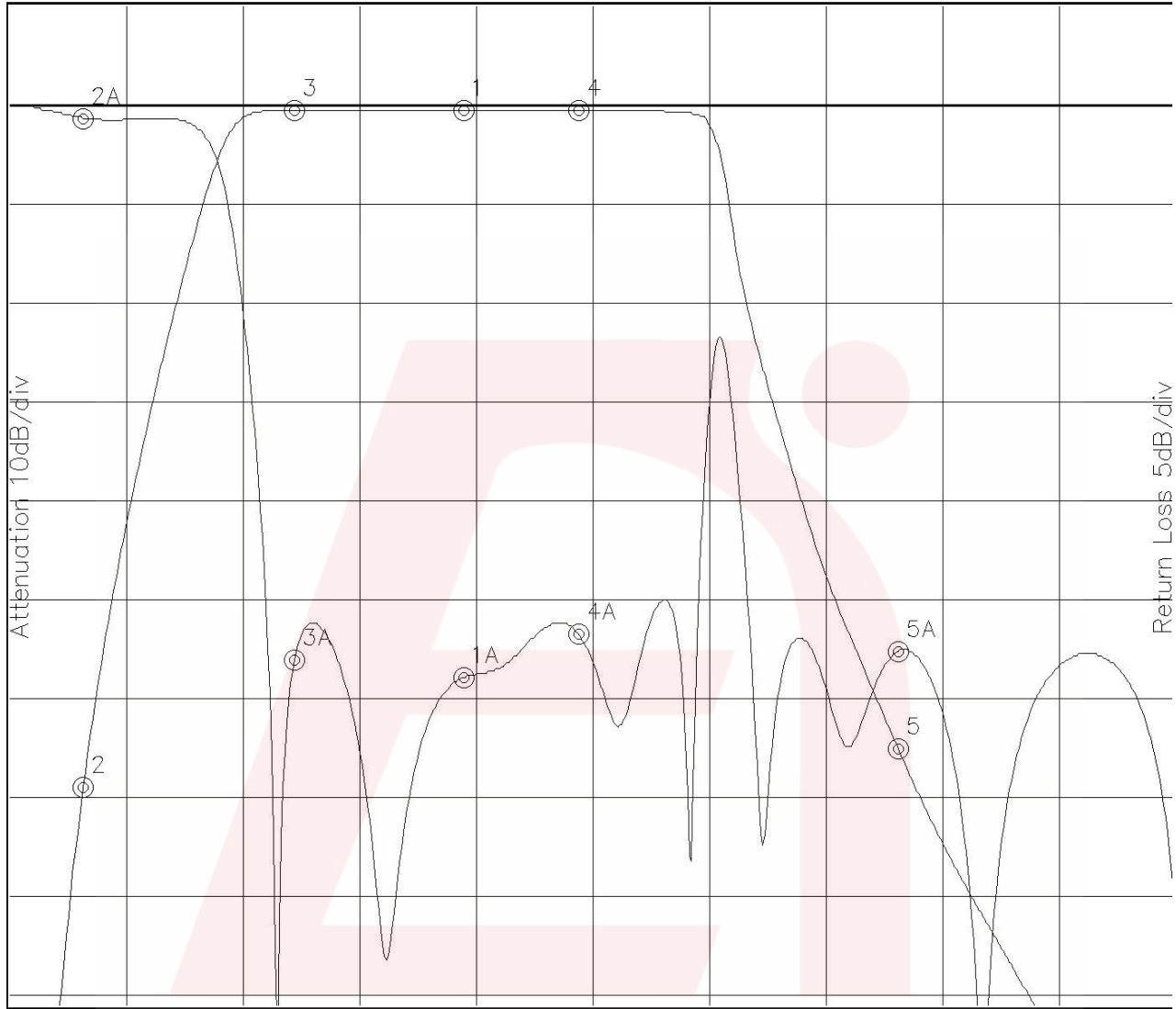
121-243 MHz / 380-500 MHz Duplexer



ANATECH ELECTRONICS INC
RF & Microwave Filters & Products

Part Number: AE182-440DB5375

Response Plots:



Attenuation Start: 0.050Hz Stop: 500.0MHz

Return Loss Start: 0.050Hz Stop: 500.0MHz

Marker 1 Freq 193.86MHz Atten -0.345dB
 Marker 2 Freq 30.695MHz Atten -68.697dB
 Marker 3 Freq 121.16MHz Atten -0.445dB
 Marker 4 Freq 243.13MHz Atten -0.392dB
 Marker 5 Freq 380.45MHz Atten -64.754dB

Marker 1A Freq 193.86MHz Ret Loss -28.797dB
 Marker 2A Freq 30.695MHz Ret Loss -0.608dB
 Marker 3A Freq 121.16MHz Ret Loss -27.950dB
 Marker 4A Freq 243.13MHz Ret Loss -26.629dB
 Marker 5A Freq 380.45MHz Ret Loss -27.482dB

DS-DB5375-08202015-Rev0