

7 6 5 4 3 2 1

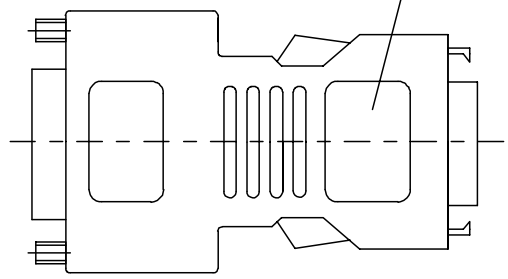
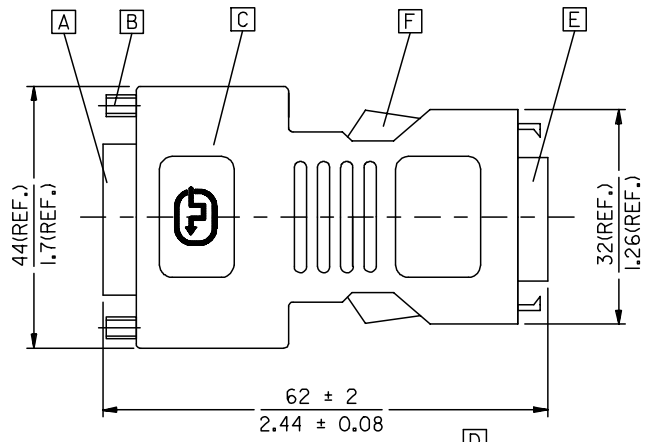
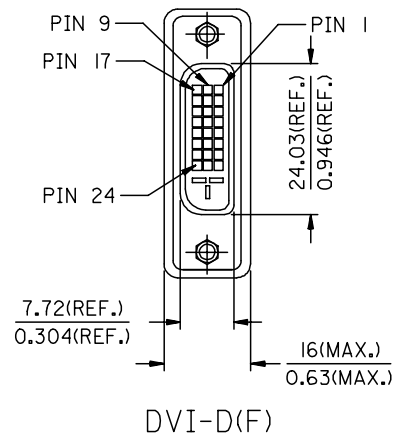
E

D

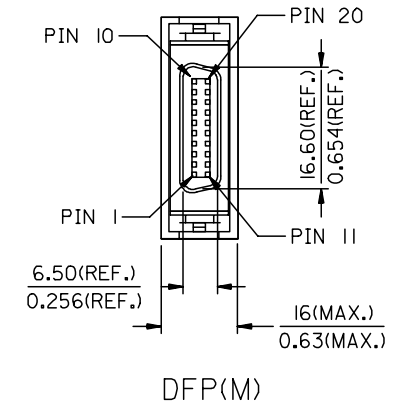
C

B

A



BACK SIDE



ENTER DESCRIPTION	2006/03/09
EC NO: DG2006-0186	2006/03/09
DRWN:PDAI	2006/03/10
CHKD:	
APPR:TKAN	
DESCRIPTION	
REV	

QUALITY SYMBOLS
▽=0
∇=0

GENERAL TOLERANCES (UNLESS SPECIFIED)	
	mm
	INCH
4 PLACES	± ---
3 PLACES	± ---
2 PLACES	± ---
1 PLACE	± ---
ANGULAR ± ---°	
DRAFT WHERE APPLICABLE MUST REMAIN WITHIN DIMENSIONS	

DIMENSION STYLE	
MM/IN	
DRAWN BY	DATE
PDAI	2006/03/07
CHECKED BY	DATE
ZXDENG	2006/03/07
APPROVED BY	DATE
BORON	2006/03/07
MATERIAL NO.	
88741-9300	
SIZE	
A/4	

SCALE	DESIGN UNITS	THIRD ANGLE PROJECTION
---	METRIC	
TITLE		
DVI_D(F)-DFP(M) ADAPTER		
MOLEX INCORPORATED		
DOCUMENT NO.	SHEET NO.	
SD-88741-014	1 OF 2	
THIS DRAWING CONTAINS INFORMATION THAT IS PROPRIETARY TO MOLEX INCORPORATED AND SHOULD NOT BE USED WITHOUT WRITTEN PERMISSION		

6

5

4

3

2

1

E

D

C

B

A

- NOTE:1. PLASTIC COVER: SNOW WHITE UL GRADE ABS.
 2. DVI CONNCEOTOR SPECIFICATION
 2.1 REFER TO PRODUCT SPEC. PS-74320-001
 2.2 CONTACT PLATING: AU FLASH.
 3. ELECTRICAL PERFORMANCE
 3.1 INSULATION RESISANCE: 20 M Ohms Min
 3.2 DIELECTRIC STRENGTH: 300V DC FOR 10 MILLISECONDS.
 4. ADAPTOR SPECIFICATION
 4.1 REFER TO PRODUCT SPEC. PS8874I-8800.
 5. THIS PRODUCT MUST MEET MX RoHS COMPLIANCE.

7. MATERIAL LIST

ITEM	DESCRIPTION
F	SNOW WHITE LATCH 887899305
E	DFP20 CONNECTOR 887899294
D	DVI(F) TO DFP(M) ADAPTER BOTTOM COVER 887899307
C	DVI(F) TO DFP(M) ADAPTER TOP COVER 887899302
B	DVID FEMALE SCREW 887806066
A	DVID FEMALE CONNECTOR 743207000

6. CONNECTION DIAGRAM

SHIELD	SHIEDL	GROUND
PIN 24	PIN 6	TMDS CLOCK-
PIN 23	PIN 5	TMDS CLOCK+
PIN 22	PIN 4	TMDS CLOCK SHIELD
PIN 19	PIN 14	TMDS DATA 0 SHIELD
PIN 18	PIN 15	TMDS DATA 0+
PIN 17	PIN 16	TMDS DATA 0-
PIN 16	PIN 18	HOT PLUG DETECT
PIN 15	PIN 7	GROUND(+5V & HV SYNC.)
PIN 14	PIN 8	POWER +5V
PIN 11	PIN 3	TMDS DATA 1 SHIELD
PIN 10	PIN 1	TMDS DATA 1+
PIN 9	PIN 2	TMDS DATA 1-
PIN 7	PIN 19	DDC DATA
PIN 6	PIN 20	DDC CLOCK
PIN 3	PIN 13	TMDS DATA 2 SHIELD
PIN 2	PIN 11	TMDS DATA 2+
PIN 1	PIN 12	TMDS DATA 2-
DVI_D(F)	DFP(M)	CABLE FUNCTION

ENTER DESCRIPTION EC NO: DG2006-0186 DRWN: PDAI CHKD: APPR: TKAN	2006/03/09 2006/03/09 2006/03/10	DESCRIPTION REV	QUALITY SYMBOLS	GENERAL TOLERANCES (UNLESS SPECIFIED)	DIMENSION STYLE	SCALE	DESIGN UNITS	THIRD ANGLE PROJECTION		
			$\nabla = 0$ $\nabla \square = 0$	mm INCH 4 PLACES \pm --- \pm --- 3 PLACES \pm --- \pm --- 2 PLACES \pm --- \pm --- 1 PLACE \pm --- \pm --- ANGULAR \pm ---°	MM/IN	---	METRIC	DRAWN BY DATE PDAI 2006/03/07 CHECKED BY DATE ZXDENG 2006/03/07 APPROVED BY DATE BORON 2006/03/07	TITLE	DVI_D(F)-DFP(M) ADAPTER
			DRAFT WHERE APPLICABLE MUST REMAIN WITHIN DIMENSIONS	MATERIAL NO. 88741-9300	DOCUMENT NO. SD-88741-014	SHEET NO. 2 OF 2				
			SIZE Δ 4 THIS DRAWING CONTAINS INFORMATION THAT IS PROPRIETARY TO MOLEX INCORPORATED AND SHOULD NOT BE USED WITHOUT WRITTEN PERMISSION							