

1586041-8 ✓ ACTIVE




VAL-U-LOK

TE Internal #: 1586041-8

Rectangular Power Connectors, Header, Plug, Wire-to-Board, 8 Position, 4.2 mm [.165 in] Centerline, Printed Circuit Board, UL 94V-2

[View on TE.com >](#)

Connectors > Power Connectors > Rectangular Power > Rectangular Power Connectors



Rectangular Power Connector Type: **Header**

Connector & Housing Type: **Plug**

Connector System: **Wire-to-Board**

Number of Positions: **8**

Centerline (Pitch): **4.2 mm [.165 in]**

Features

Product Type Features

Rectangular Power Connector Type	Header
Connector & Housing Type	Plug
Connector System	Wire-to-Board
Sealable	No
Connector & Contact Terminates To	Printed Circuit Board

Configuration Features

Number of Positions	8
PCB Mount Orientation	Right Angle
Number of Power Positions	8
Number of Rows	2

Electrical Characteristics

Operating Voltage	600 VAC
-------------------	---------

Contact Features

Contact Layout	Inline, Matrix
----------------	----------------



Contact Mating Area Plating Material	Tin
Contact Current Rating (Max)	9 A
Contact Retention Within Housing	Without
Contact Type	Pin
PCB Contact Termination Area Plating Material	Tin
Contact Mating Area Plating Material Thickness	2.03 – 5.08 μm [80 – 200 μin]

Termination Features

Termination Post & Tail Length	3.6 mm[.14 in]
Termination Method to Printed Circuit Board	Through Hole - Solder

Mechanical Attachment

Mating Alignment Type	Keyed
Mating Retention	With
Mating Alignment	With
PCB Mount Alignment	Without
PCB Mount Retention	Without
Mating Retention Type	Latch
Connector Mounting Type	Board Mount

Housing Features

Centerline (Pitch)	4.2 mm[.165 in]
Housing Color	Natural
Housing Material	Nylon

Dimensions

Compatible Insulation Diameter (Max)	2.39 mm[2.39 in]
Connector Height	9.8 mm[.386 in]
PCB Thickness (Recommended)	.06 mm[1.6 in]
Product Width	13 mm[.51 in]
Product Length	18 mm[.709 in]
Compatible Insulation Diameter Range	1.2 – 3.1 mm[.047 – .122 in]
Row-to-Row Spacing	4.2 mm[.165 in]

Usage Conditions

Operating Temperature Range	-40 – 105 $^{\circ}\text{C}$ [-40 – 221 $^{\circ}\text{F}$]
-----------------------------	--

Operation/Application



Circuit Application	Power
---------------------	-------

Identification Marking

Circuit Identification Feature	With
--------------------------------	------

Industry Standards

CSA Rating	208567
------------	--------

UL Rating	Recognized
-----------	------------

Agency/Standard	CSA, UL
-----------------	---------

Approved Standards	UL E28476
--------------------	-----------

UL Flammability Rating	UL 94V-2
------------------------	----------

Glow Wire Rating	Standard Part - Not Glow Wire
------------------	-------------------------------

Packaging Features

Packaging Quantity	210
--------------------	-----

Packaging Method	Box & Tray, Tray
------------------	------------------

Product Compliance

[For compliance documentation, visit the product page on TE.com>](#)

EU RoHS Directive 2011/65/EU	Compliant
------------------------------	-----------

EU ELV Directive 2000/53/EC	Not Yet Reviewed
-----------------------------	------------------

China RoHS 2 Directive MIIT Order No 32, 2016	No Restricted Materials Above Threshold
---	---

EU REACH Regulation (EC) No. 1907/2006	Current ECHA Candidate List: JUNE 2023 (235) Candidate List Declared Against: JUNE 2023 (235) Does not contain REACH SVHC
--	---

Halogen Content	Low Halogen - Br, Cl, F, I < 900 ppm per homogenous material. Also BFR/CFR/PVC Free
-----------------	---

Solder Process Capability	Wave solder capable to 265°C
---------------------------	------------------------------

Product Compliance Disclaimer

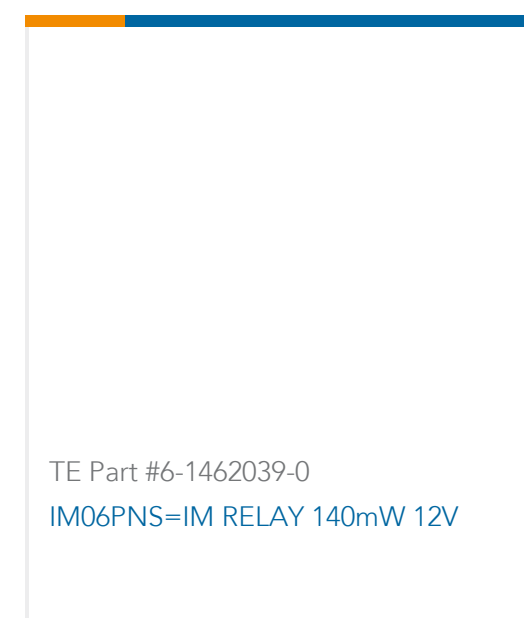

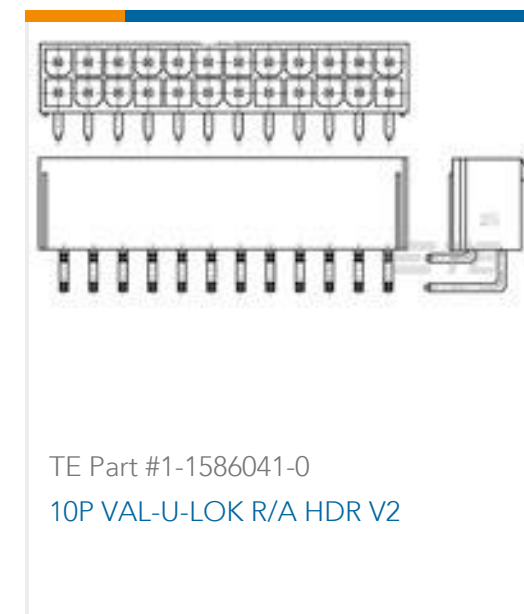
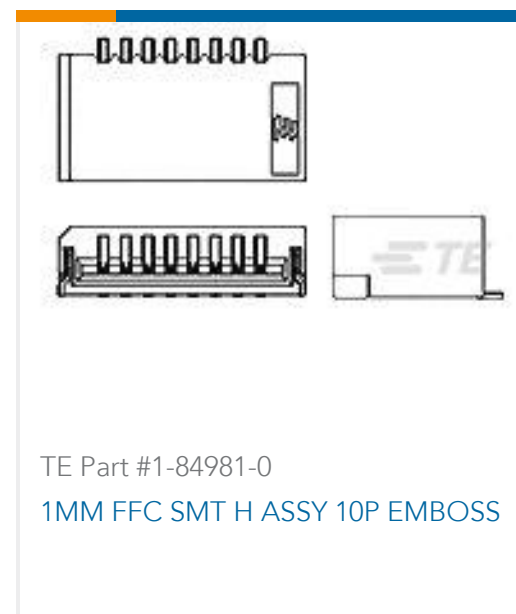
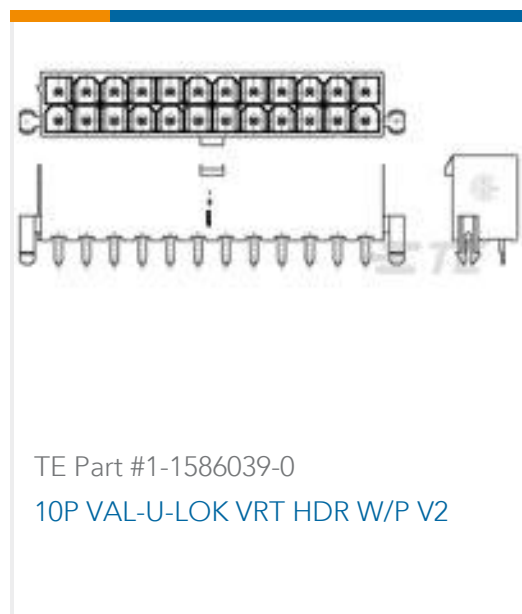
This information is provided based on reasonable inquiry of our suppliers and represents our current actual knowledge based on the information they provided. This information is subject to change. The part numbers that TE has identified as EU RoHS compliant have a maximum concentration of 0.1% by weight in homogenous materials for lead, hexavalent chromium, mercury, PBB, PBDE, DBP, BBP, DEHP, DIBP, and 0.01% for cadmium, or qualify for an exemption to these limits as defined in the Annexes of Directive 2011/65/EU (RoHS2). Finished electrical and electronic equipment products will be CE marked as required by Directive 2011/65/EU. Components may not be CE marked. Additionally, the part numbers that TE has identified as EU ELV compliant have a maximum concentration of 0.1% by weight in homogenous materials for lead, hexavalent chromium, and mercury, and 0.01% for cadmium, or qualify for an exemption to these limits as defined in the Annexes of Directive 2000/53/EC (ELV). Regarding the REACH Regulation, the information TE provides on SVHC in articles for this part number is based on the latest European Chemicals Agency (ECHA) 'Guidance on

requirements for substances in articles' posted at this URL: <https://echa.europa.eu/guidance-documents/guidance-on-reach>

Compatible Parts



Customers Also Bought



Documents

Product Drawings

[8P VAL-U-LOK R/A HDR V2](#)

English

CAD Files

Customer View Model

[ENG_CVM_1586041-8_B.3d_stp.zip](#)

English

Customer View Model

[ENG_CVM_1586041-8_B.2d_dxf.zip](#)

English

Customer View Model

[ENG_CVM_1586041-8_B.3d_igs.zip](#)



English

[3D PDF](#)

English

By downloading the CAD file I accept and agree to the [Terms and Conditions](#) of use.

Datasheets & Catalog Pages

[SOFT_SHELL_PIN_AND_SOCKET_CONNECTORS_CATALOG](#)

English

Product Specifications

[Application Specification](#)

English

Product Environmental Compliance

[TE Material Declaration](#)

English

Agency Approvals

[UL Report](#)

English