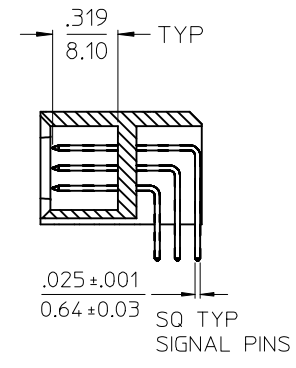
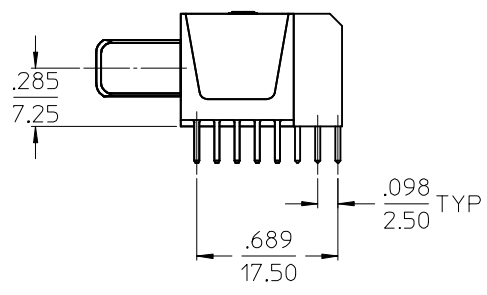
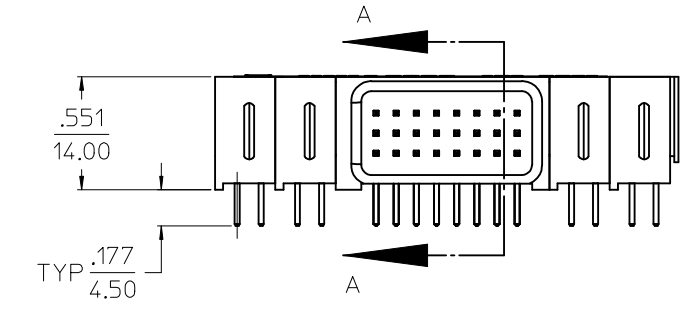
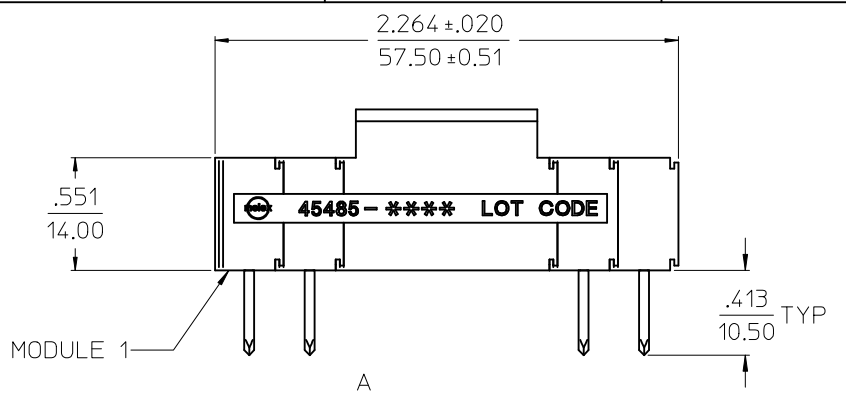
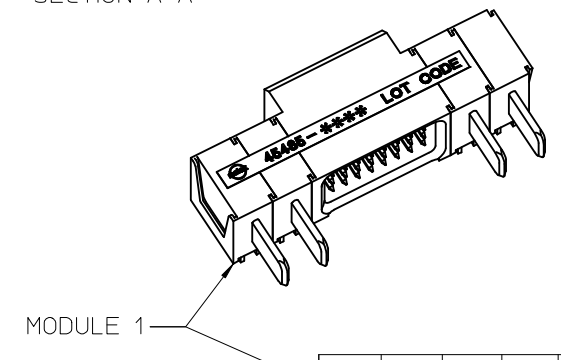
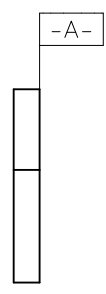
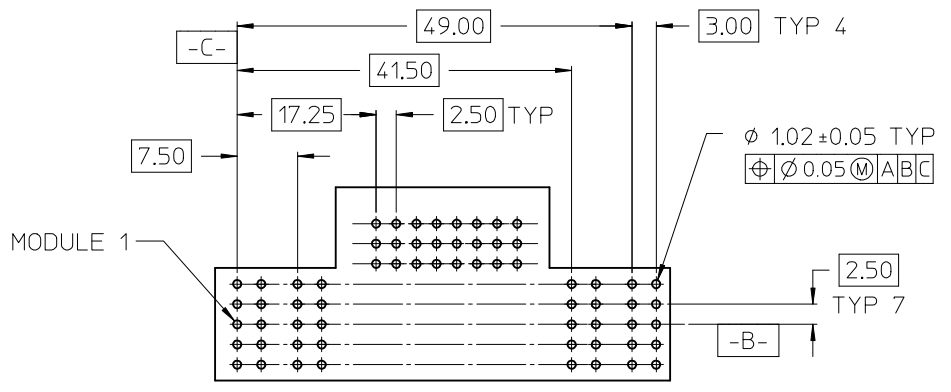


- NOTES:
1. MATERIAL: LCP, GLASS FILLED, UL94V-0, BLACK.
CONTACTS: COPPER ALLOY
 2. FINISH: SELECT GOLD: 30 MI MIN.
SELECT TIN: 100 MI MIN.
BOTH OVER NICKEL
 3. PRODUCT SPECIFICATION: PS-45424-001.
 4. PACKAGING SPECIFICATION: PK-45485-001.



SECTION A-A



MODULE 1

PD	PD	PD	PD	PD
105	105	334	105	105

PCB LAYOUT: COMPONENT SIDE
PCB THICKNESS: .125/3.18
PCB TOLERANCE: $\pm 0.002/0.05$

GEOM TOL PCB	EC NO: UCP2005-2625	DRWN: ADRA1N02005/07/07	CH'KD: KSAMIEC 2005/07/08	APPR: APATEL 2005/07/13	QUALITY
					SYMBOLS
REV	DESCRIPTION				
E1					

GENERAL TOLERANCES (UNLESS SPECIFIED)	SCALE		DESIGN UNITS
	1:1	METRIC	
	mm	INCH	DIMENSION STYLE
4 PLACES	\pm ---	\pm ---	IN/MM
3 PLACES	\pm ---	\pm .010	DRAWN BY
2 PLACES	\pm 0.25	\pm .015	SAMIEC
1 PLACE	\pm 0.38	\pm ---	DATE
	ANGULAR $\pm 1/2^\circ$		2003/03/26
	DRAFT WHERE APPLICABLE		CHECKED BY
	MUST REMAIN WITHIN DIMENSIONS		MARGULIS
			DATE
			2003/03/26

THIRD ANGLE PROJECTION	REVISE ON CAD ONLY
TITLE	
POWER DOCK ASSEMBLY	
POWER	
RIGHT ANGLE SOLDER TAIL	
MOLEX INCORPORATED	
MATERIAL NO.	DOCUMENT NO.
45485-0006	SD-45485-006
SHEET NO.	1 OF 1