



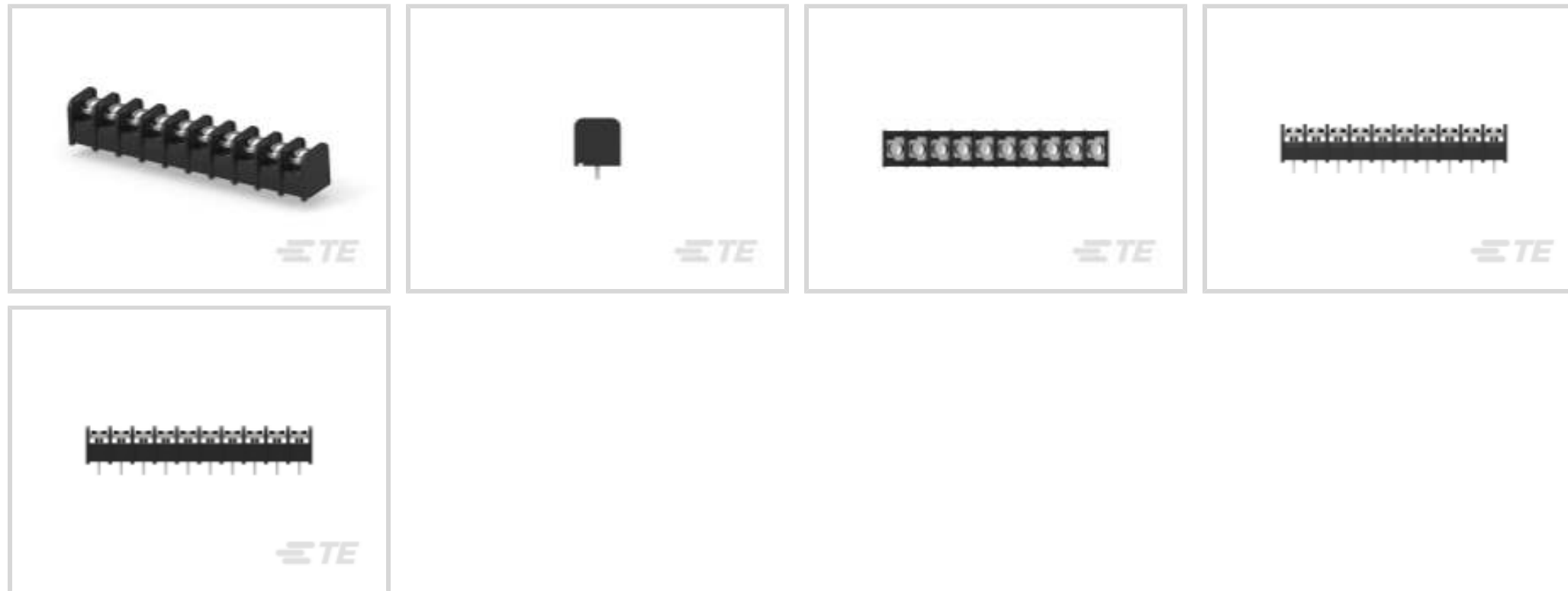
Buchanan | Buchanan NC6

TE Internal #: 4-1437664-4

Barrier Strips, Dual Barrier, Printed Circuit Pin, Wire-to-Board, 10 Position, 9.53 mm [.375 in] Centerline, 1 Row, Buchanan NC6

[View on TE.com >](#)

Connectors > Terminal Blocks & Strips > Barrier Strips



Barrier Strip Style: **Dual Barrier**

Bottom Termination Type: **Printed Circuit Pin**

Connector System: **Wire-to-Board**

Number of Positions: **10**

Centerline (Pitch): **9.53 mm [.375 in]**

## Features

### Product Type Features

Block Style	Flat Bottom with standoffs
Connector System	Wire-to-Board
Connector & Contact Terminates To	Printed Circuit Board

### Configuration Features

Number of Levels	1
Number of Positions	10
Number of Rows	1

### Electrical Characteristics

Operating Voltage	300 V
-------------------	-------

### Body Features

Terminal Profile	Low
Primary Product Color	Black
Product Orientation	Vertical
Barrier Strip Style	Dual Barrier



### Contact Features

PCB Contact Termination Area Plating Material	Tin
Contact Base Material	Copper Alloy
Contact Current Rating (Max)	20 A

### Termination Features

Bottom Termination Type	Printed Circuit Pin
-------------------------	---------------------

### Mechanical Attachment

Screw Head Type	Wire Clamp Combo Head
Screw Plating Material	Zinc
Screw Material	Steel
Top Termination Type	Wire Clamp Combo Head
Mounting Options	None
Thread Size	6-32
Connector Mounting Type	Board Mount

### Housing Features

Housing Material	Polyamide
Centerline (Pitch)	9.53 mm [.375 in]

### Dimensions

Product Length	96.8 mm [3.811 in]
Wire Size	.3 – 3 mm <sup>2</sup>

### Usage Conditions

Operating Temperature Range	-40 – 105 °C [-40 – 221 °F]
-----------------------------	-----------------------------

### Operation/Application

Circuit Application	Power
---------------------	-------

### Industry Standards

UL Flammability Rating	UL 94V-0
------------------------	----------

### Packaging Features

Packaging Quantity	100
Packaging Method	Package

### Other

Terminal Blocks & Strips Comment	Do not order screw and captive clamp in combination with other top hardware.,
----------------------------------	---



Other options available upon request, consult our Product Information Center.

### Product Compliance

[For compliance documentation, visit the product page on TE.com>](#)

EU RoHS Directive 2011/65/EU	Compliant
EU ELV Directive 2000/53/EC	Compliant
China RoHS 2 Directive MIIT Order No 32, 2016	No Restricted Materials Above Threshold
EU REACH Regulation (EC) No. 1907/2006	Current ECHA Candidate List: JUNE 2023 (235) Candidate List Declared Against: JUNE 2023 (235) Does not contain REACH SVHC
Halogen Content	Low Halogen - Br, Cl, F, I < 900 ppm per homogenous material. Also BFR/CFR/PVC Free
Solder Process Capability	Wave solder capable to 265°C

#### Product Compliance Disclaimer

This information is provided based on reasonable inquiry of our suppliers and represents our current actual knowledge based on the information they provided. This information is subject to change. The part numbers that TE has identified as EU RoHS compliant have a maximum concentration of 0.1% by weight in homogenous materials for lead, hexavalent chromium, mercury, PBB, PBDE, DBP, BBP, DEHP, DIBP, and 0.01% for cadmium, or qualify for an exemption to these limits as defined in the Annexes of Directive 2011/65/EU (RoHS2). Finished electrical and electronic equipment products will be CE marked as required by Directive 2011/65/EU. Components may not be CE marked. Additionally, the part numbers that TE has identified as EU ELV compliant have a maximum concentration of 0.1% by weight in homogenous materials for lead, hexavalent chromium, and mercury, and 0.01% for cadmium, or qualify for an exemption to these limits as defined in the Annexes of Directive 2000/53/EC (ELV). Regarding the REACH Regulation, the information TE provides on SVHC in articles for this part number is based on the latest European Chemicals Agency (ECHA) 'Guidance on requirements for substances in articles' posted at this URL: <https://echa.europa.eu/guidance-documents/guidance-on-reach>

### Compatible Parts




Also in the Series | [Buchanan NC6](#)



Barrier Strips(41)


## Customers Also Bought



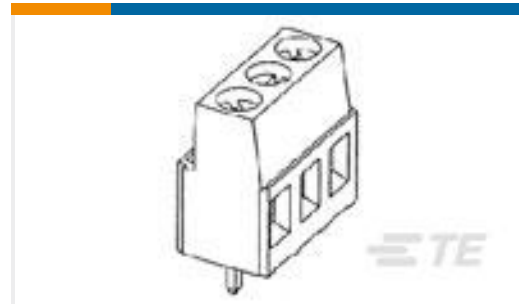
TE Part #6-103908-1  
12 MTE HDR SRST LATCH W/HLDWN




TE Part #5787745-2  
USB A R/A STAK ASSY THRU HOLE




TE Part #794236-1  
04P CMNL HDR ASSY V0



TE Part #282841-6  
TERMI-BLOK PCB MOUNT 6P. 5



TE Part #3-1437664-3  
NC6-P108-04=7180XX002/30



TE Part #104128-9  
050 LOPRO HDR SP 30DP LATCH



TE Part #650919-5  
120 EURO TYPE R PIN ST ASSY



TE Part #2-1437665-0  
JC6-P108-02=JC6 ASSEMBLY



TE Part #HD36-24-47SE-059  
PLG,47P,AL,E, CBLCLMPBT,DRAIN,16 /20,S,MC



TE Part #213647-1  
AMP PDS BUSPLUG 125F3 SER

## Documents

### Product Drawings

[NC6-P108-10=NC6 ASSEMBLY](#)

English

### CAD Files

Customer View Model

[ENG\\_CVM\\_CVM\\_4-1437664-4\\_M1.3d\\_stp.zip](#)

English

Customer View Model



[ENG\\_CVM\\_CVM\\_4-1437664-4\\_M1.2d\\_dxf.zip](#)

English

[3D PDF](#)

3D

Customer View Model

[ENG\\_CVM\\_CVM\\_4-1437664-4\\_M1.3d\\_igs.zip](#)

English

By downloading the CAD file I accept and agree to the [Terms and Conditions](#) of use.

---

### Datasheets & Catalog Pages

[BUCHANAN TERMINAL BLOCKS CATALOG - BARRIER STRIPS](#)

English

[1-1773458-2\\_BARRIER\\_STRIPS\\_QUICK\\_REFERENCE\\_GUIDE](#)

English

---

### Product Environmental Compliance

[MD\\_4-1437664-4\\_07062011257](#)

English

[MD\\_4-1437664-4\\_07062011257](#)

English