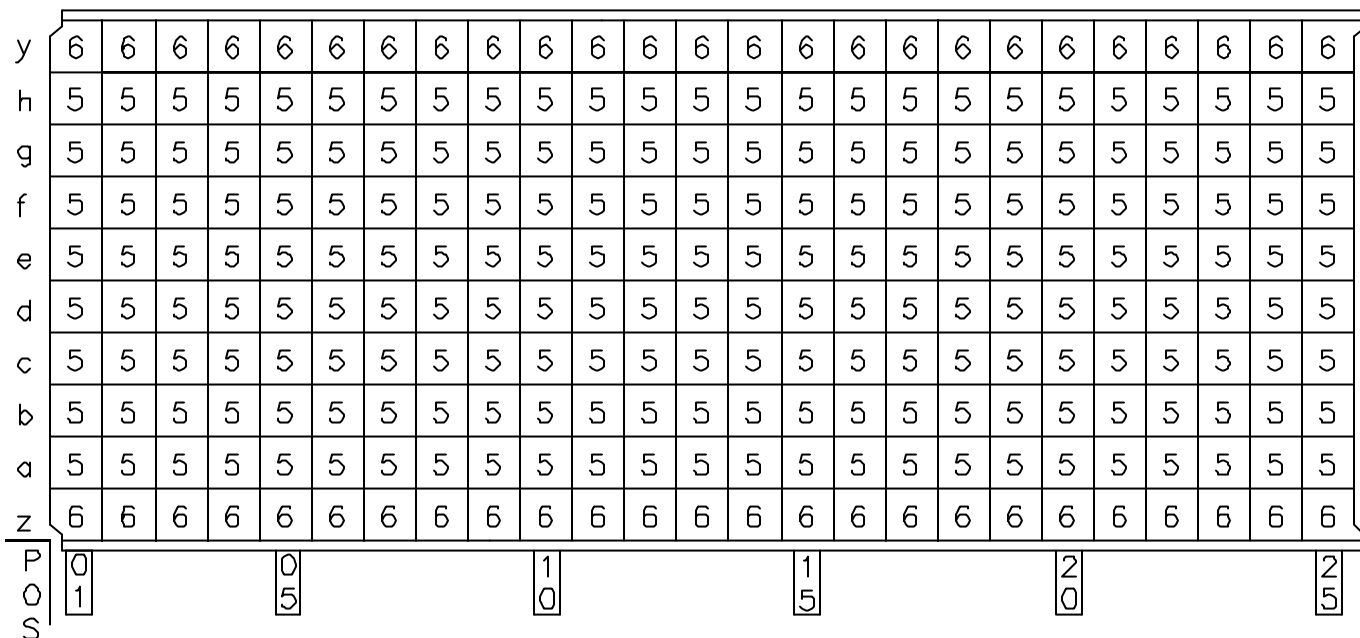
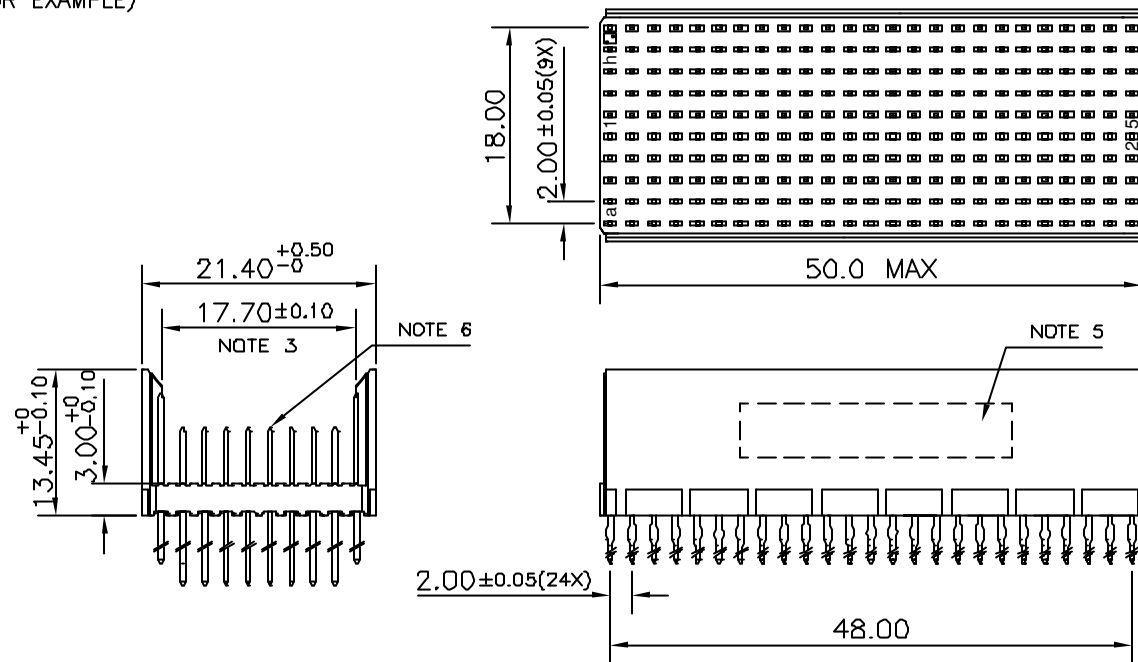


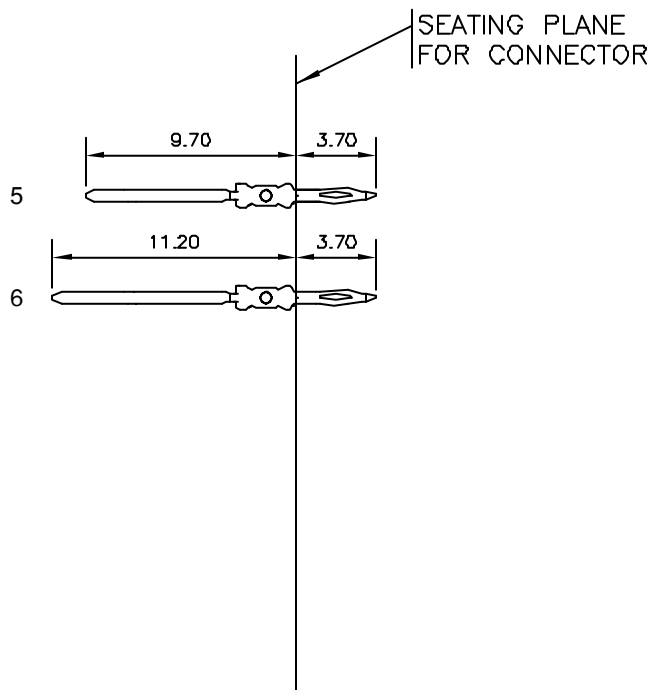
LOADING PATTERN MATING SIDE



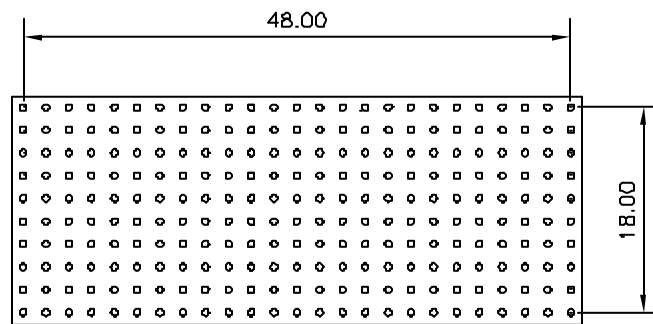
LOADED CONNECTOR ASSEMBLY
(FOR EXAMPLE)



CONTACT OVERVIEW



LAY-OUT P.C.B.-HOLE



HM2P88PDE121 ---
 LEAD FREE INDICATOR : LF = LEAD FREE (DIGIT 15 & 16)
 PLATING CODE (DIGIT 13 AND 14) (REF DRW NO. BS,C , 201844 , 003)

- NOTES**
- THIS PRODUCT IS CSA APPROVED.
 - THIS PRODUCT IS UL RECOGNIZED.
 - MEASURED AT THE BOTTOM.
 - MATERIAL CONTACT: PHOSPHORBRONZE
HOUSING: CREAM WHITE GLASS FILLED POLYESTER UL-94V0
 - CONNECTOR PRINTED WITH P/N AND DATE CODE.
 - FOR ACTUAL CONTACT LOADINGS, SEE LOADING PATTERN MATING SIDE.
 - SHAPE OF CONNECTOR HOUSING CAN ALTER DEPENDING ON PRODUCTION LOCATION
 - THE PRODUCT (LF) MEETS EUROPEAN UNION DIRECTIVES AND OTHER COUNTRY REGULATIONS AS DESCRIBED IN GS-22-008
 - FOR RECOMMENDED PTH DIMENSIONS REFER DRAWING : BS, A , 201572 , 001
- CATALOG NO: HM2P88PDE121- ---

mat'l. code SEE NOTE 4				surface ISO 1302 ✓		tolerance ISO 406 ISO 1101		projection MM		product family MLLIPACS						
litr				ecn no		dr		date		title						
A				I05-0253		MINI		2005-12-03		MPACS 8+2R STR HDR PF CONN TYPE E						
B				I06-0132		MINI		2006-08-02		scale -						
										dwg no sheet 1 of 1 size 5 BS, C , 203028, 596 A3 type Product Customer Drawing						
						dr		MINI K VANDANATH 2005-12-03								
						engr		BIJU K PAUL 2005-12-03								
						chr		BIJU K PAUL 2006-08-02								
								appd		BIJU K PAUL 2006-08-02						
sheet index		revision sheet		B		1										

FCIconnect.com
 Copyright FCI