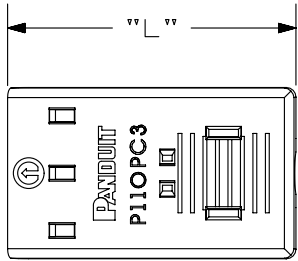
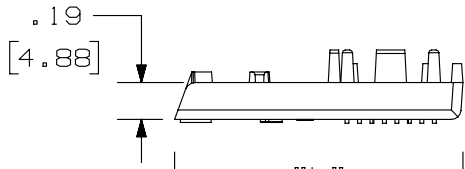
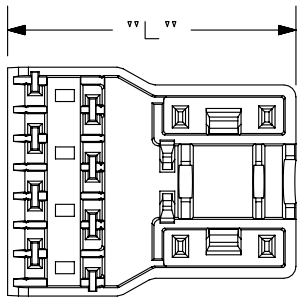


THIS COPY IS PROVIDED ON A RESTRICTED BASIS AND IS NOT TO BE USED IN ANY WAY DETRIMENTAL TO THE INTERESTS OF PANDUIT CORP.

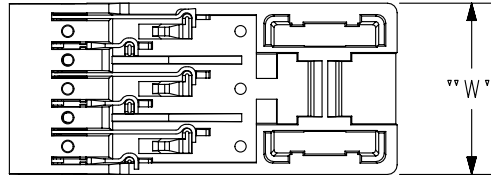
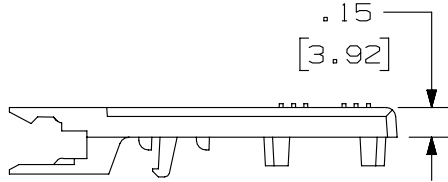
### 3 PAIR CONNECTOR DISPLAYED



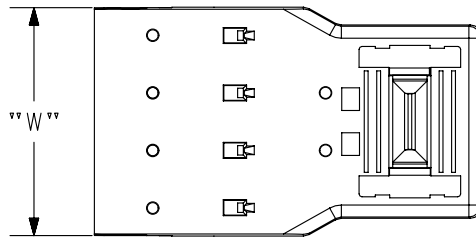
TOP HALF  
1, 2, 3 PAIR



TOP HALF  
4 PAIR



BOTTOM HALF  
1, 2, 3 PAIR

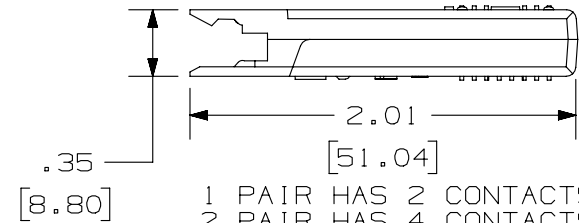


BOTTOM HALF  
4 PAIR

PANDUIT P/N	WEIGHT	"L"	"W"
P110PC1-XY	.05 LB/10 PCS (23 g/10 PCS)	1.50 (38.14)	.29 (7.66)
P110PC2-XY	.11 LB/10 PCS (49 g/10 PCS)	1.50 (38.14)	.59 (14.98)
P110PC3-XY	.15 LB/10 PCS (70 g/10 PCS)	1.50 (38.14)	.89 (22.66)
P110PC4-XY	.21 LB/10 PCS (93. g/10 PCS)	1.50 (38.14)	1.19 (30.29)

NOTES:

1. SEE CURRENT CATALOG FOR ADDITIONAL PART NUMBER SUFFIXES TO INDICATE COLOR AND OR PACKAGE QUANTITY.
2. SEE CATALOG FOR A COMPLETE LIST OF PARTS APPLICABLE FOR USE WITH THIS PART.
3. DIMENSIONS IN PARENTHESES ARE IN METRIC.
4. CAP(TOP HALF) IS CLEAR.
5. MATERIAL:  
HOUSING- PC  
CONTACT- PLATED PHOSPHOR BRONZE



- 1 PAIR HAS 2 CONTACTS
- 2 PAIR HAS 4 CONTACTS
- 3 PAIR HAS 6 CONTACTS
- 4 PAIR HAS 8 CONTACTS

PART NUMBER		P110PC1-XY, P110PC2-XY, P110PC3-XY, P110PC4-XY	
TITLE		1 PAIR, 2 PAIR, 3 PAIR, AND 4 PAIR PATCH CORD CONNECTORS	
		CUSTOMER DRAWING	
ITEM REVISION NAME		M02479JP/00	
DATASET FILE NAME		M02479JP_DC252/00A	
UNLESS OTHERWISE SPECIFIED, DIMENSIONAL TOLERANCES ARE: IN (mm)		MATERIAL:	
.x ± .xxx ± .010 (.3)		SEE NOTES	
.xx ± .03 (.8) ANGLES ±		DRAWING NUMBER:	
THIRD ANGLE PROJECTION		02479-252	
DRAWN BY	DATE	CHK	SCALE
LZ	3-18-06	WJC	NONE
SHT 1 OF 1		A	

REV	DATE	BY	CHK	APR	DESCRIPTION	ECN
1	5/27/14	JSP	REFR	MMR	A. REVISED DRAWING TITLE BLOCK.	02479-252
R	3-18-06	LZ	WJC	RMD	RELEASED TO PRODUCTION	02479-252

D10100DA/14