NUMBER C-173634

3rd ANGLE PROJECTION

METRIC

DEPT7777>E21319>U.NEW-PMC>U.CONTACT>S.C-173634

DIMENSIONS IN MILLIMETERS. DO NOT SCALE PRINT

PRINT DIST

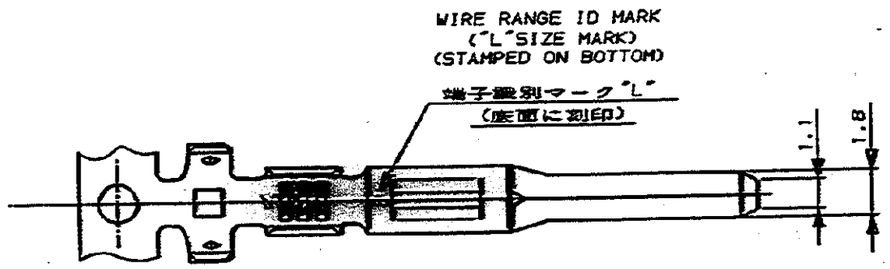

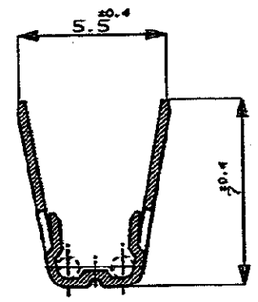

断面 A-A

SECT. A-A

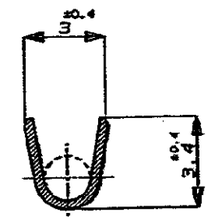

断面 B-B

SECT. B-B

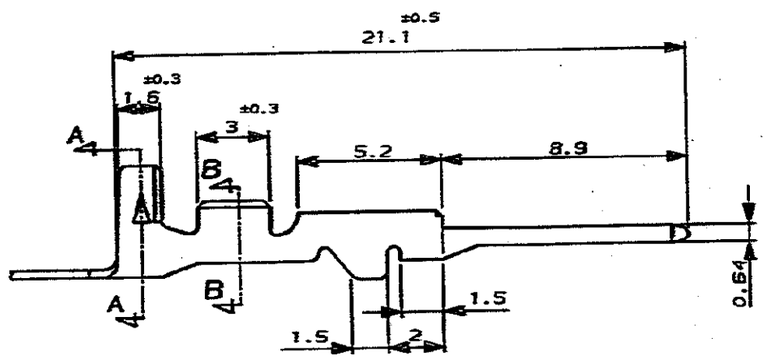

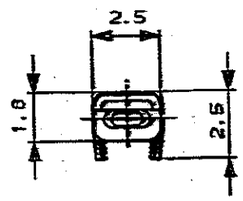

注；
1.嵌合相手端子型番 ; 173632
2.製品規格 ; 108-5231
3.圧着規格 ; 114-5092

NOTE;
1.COUNTERPART CONTACT P/N ; 173632
2.PRODUCT SPEC ; 108-5231
3.APPLICATION SPEC ; 114-5092

錫めっき済 PRE-TINNED	リン青銅板厚0.3 PHOS BRO.t0.3	173634-1
仕上 FINISH	材料 MATERIAL	型番 PART NUMBER

LTR	REVISION RECORD	DR	CHK	DATE
A	再作成(J-1339)			

Copyright ©1992 AMP (Japan), LTD. ALL RIGHTS RESERVED.

AMP — AMP (JAPAN), LTD. Tokyo, Japan

適合電線線径範囲(WIRE RANGE) AVS 1.25-2 mm² (AWG#16-#14)	被覆外径(INSULATION DIA.) 2.6-3.1 mmφ
MATERIAL SEE TABLE 表参照	FINISH SEE TABLE 表参照
DR.	DE.
CHK. K. Oka	APP.

NAME .070 SERIES TAB CONTACT
.070シリーズ タブ コンタクト

GENERAL TOLERANCE: 0~10 : ±0.2; 10~30 : ±0.25; 30~100 : ±0.3; ANGLES : ±3°

SIZE	LOC	NUMBER
A3	J	C-173634

SCALE	REV.	SHEET
5-1	A	1 OF 1

CUSTOMER DRAWING

AMP-J REV.10/'89