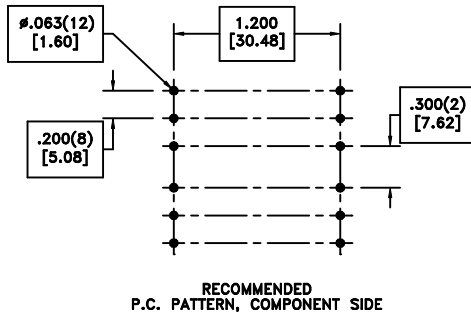
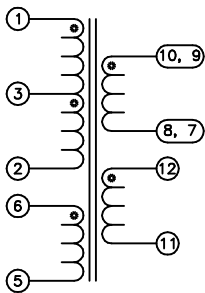
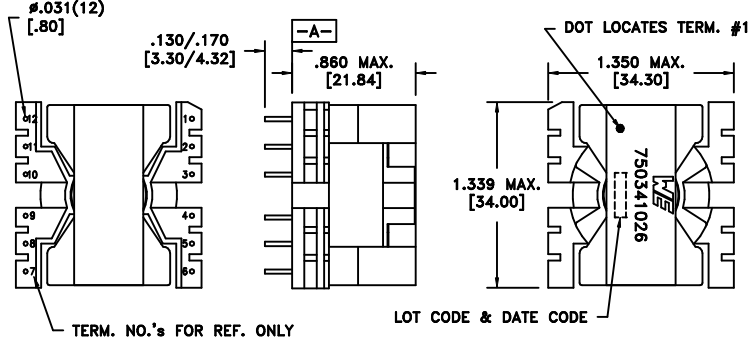


CUSTOMER TERMINAL	RoHS	LEAD(Pb)-FREE
Sn96%, Ag4%	Yes	Yes

more than you expect



PART MUST INSERT FULLY TO SURFACE A IN RECOMMENDED GRID



**ELECTRICAL SPECIFICATIONS @ 25°C unless otherwise noted:**

PARAMETER	TEST CONDITIONS	VALUE
D.C. RESISTANCE	2-1 @20°C	0.4 ohms max.
D.C. RESISTANCE	5-6 @20°C	0.09 ohms max.
D.C. RESISTANCE	10-7 @20°C	0.02 ohms max.
D.C. RESISTANCE	12-11 @20°C	0.09 ohms max.
INDUCTANCE	1-2 1kHz, 1.0VAC, L <sub>s</sub>	710.00uH ±3%
LEAKAGE INDUCTANCE	1-2 tie(5 thru 12), 100kHz, 1.0mVAC, L <sub>s</sub>	6uH max.
DIELECTRIC	Pri-Sec 3000VAC, 1 second	-
DIELECTRIC	1-5 1000VAC, 1 second	-
TURNS RATIO	(1-3):(6-5)	5:1, ±2%
TURNS RATIO	(1-3):(10-8), tie(9+10, 8+7)	2:1, ±2%
TURNS RATIO	(1-3):(12-11)	5:1, ±2%
TURNS RATIO	(1-3):(3-2)	1:1, ±2%

Wire insulation & RoHS status not affected by wire color.  
Wire insulation color may vary depending on availability.

DETAILS SUBJECT TO CHANGE

REV.	DATE	Packaging Specifications Method: Tray PKG-0598 www.we-online.com/midcom		Tolerances unless otherwise specified: Angles: ±1°      Decimals: ±.005 [.13] Fractions: ±1/64      Footprint: ±.001 [.03]	DRAWING TITLE TRANSFORMER	PART NO. 750341026
6A	5/11	SEE REVISION SHEET FOR REVISION LEVEL	CONVENTION PLACEMENT REVISION LEVEL	This drawing is dual dimensioned. Dimensions in brackets are in millimeters.	eiSos p/n: 750341026	compliant RoHS SPECIFICATION SHEET 1 OF 1