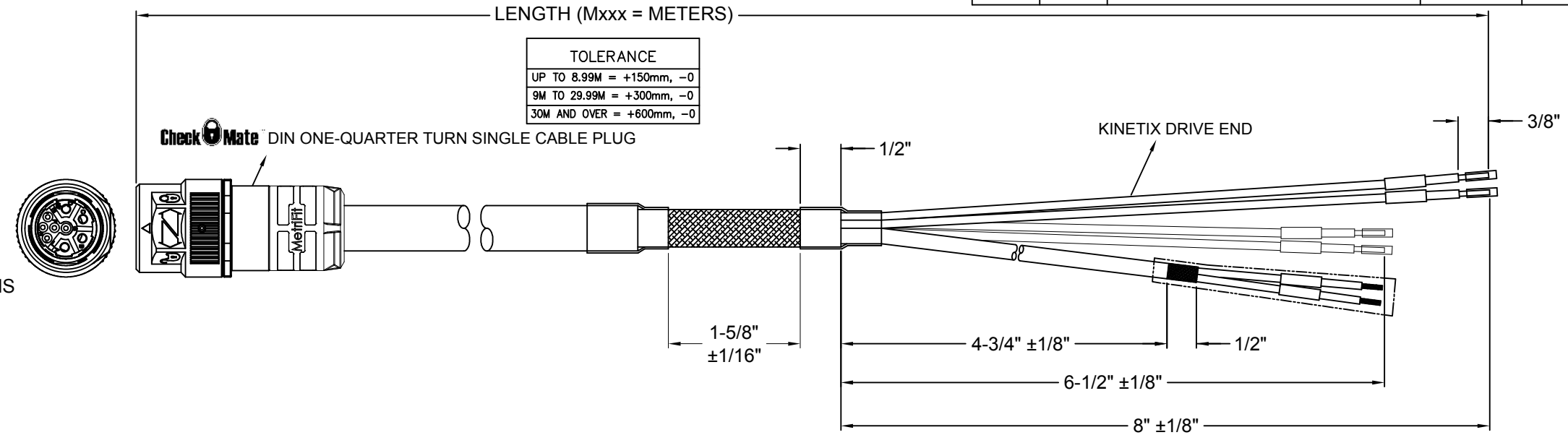


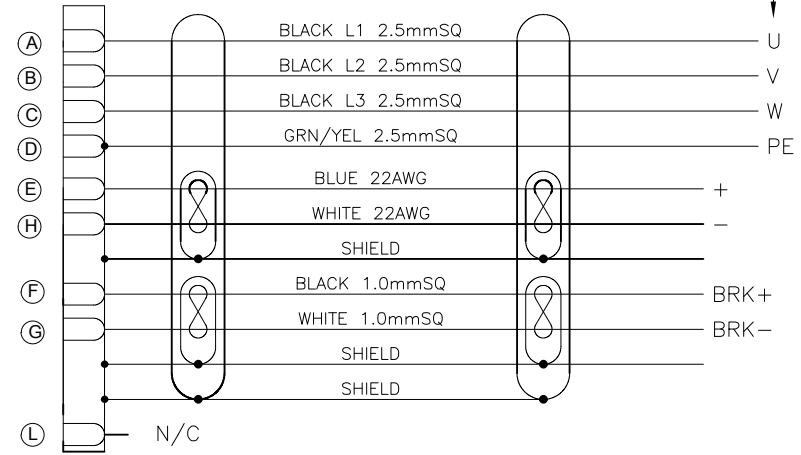
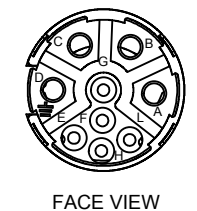
REVISIONS					
REV	ECO	DESCRIPTION	DATE	BY	APPR
A1	-	TECHNICAL DATA SHEET RELEASE	-	-	-
A2	-	ADDED DESCRIPTION	10/27/17	-	-

TECHNICAL DATA:

- MATERIALS:**
 - CONNECTOR: MB2CKN0900 CHECKMATE
 - OVERMOLD: TPE
 - CABLE: KA-56647
 - ELECTRICAL:**
 - INSULATION RESISTANCE (MIN): 5000M OHMS
 - DIELECTRIC TEST VOLTAGE: 2200V
 - MECHANICAL:**
 - TEMPERATURE RANGE: -40°C TO 105°C
 - PROTECTION: IP67 (MATED CONDITION)
 - MATING CYCLES: >500
 - VIBRATION RESISTANCE PER MIL-STD-202 METHOD 204
 - THERMAL SHOCK PER MIL-STD-202 METHOD 207
 - 48 HOUR SALT SPRAY PER MIL-STD-202 METHOD 101
 - CABLE SPECIFICATIONS:**
 - NOMINAL O.D., 0.55" (14.2MM), JACKET COLOR: ORANGE DESINA RAL 2003, JACKET MATERIAL: POLYURETHANE (PUR).
 - Electrical Resistance at 20°C: ≤ 59,0 Ω/km (Section 0,34mm²)
 - ≤ 19,5 Ω/km (Section 1,00mm²)
 - ≤ 7,98 Ω/km (Section 2,50mm²)
 - Insulation Resistance 20°C: ≤ 500 MΩxkm
 - Test Voltage: 3 kVa.c.
 - Operating Voltage: 1000Va.c.
 - Capacitance 800 ÷ 1000Hz: 45 ± 15 pF/m - (2xAWG22)ST/SN (BUS)
 - Characteristic Impedance at 10MHz: 110 ± 10 Ω - (2xAWG22)ST/SN (BUS)
 - Capacitance 800 ÷ 1000Hz: ≤ 90 pF/m (Conductor/Conductor) 4x2,5mm²
 - ≤ 150 pF/m (Conductor/Shield) 4x2,5mm²
 - Temperature Range: -40°C to +80°C (static, dynamic and storage)
 - Minimum Bending Radius: 5 x Ø (Static Use) - 7 x Ø (Dynamic Use)
 - Max Speed: 300 m/min
 - Max Acceleration: 50 m/s²
 - Max Torsion: ± 30°/m
 - Chain length: 20m
 - Max Number of cycles: 5,000,000
- Flame Resistance:
- CEI 20-35-1-2, EN 50265-1-2, IEC 60332-1-2, UL VW-1, CSA FT1
- Halogen Free:
- CEI 20-37, EN 50267-2-1, IEC 60754-1
- Hydrocarbons and oil resistance:
- UL1581, VDE 0472 part 803 A/B, HD 22.10 S1, CNOMO E.03.40.150N



TOLERANCE	
UP TO 8.99M	= +150mm, -0
9M TO 29.99M	= +300mm, -0
30M AND OVER	= +600mm, -0



ROCKWELL P/N	AMPHENOL P/N
2090-CSBM1DF-14AAxx	P30626-Mxx
2090-CSBM1DF-14AA03	P30626-M3
2090-CSBM1DF-14AA05	P30626-M5
2090-CSBM1DF-14AA09	P30626-M9
2090-CSBM1DF-14AA10	P30626-M10
2090-CSBM1DF-14AA15	P30626-M15
2090-CSBM1DF-14AA20	P30626-M20



DO NOT SCALE DRAWING

QUANTITY	PART NUMBER	DESCRIPTION	ITEM
MATERIALS LIST			
UNLESS OTHERWISE SPECIFIED		SIGNATURES DATE	
1) All dimensions are in metric(mm).		DRAWN: MRF	10AUG15
2) Tolerances are as follows:		CHECKED: AA	27OCT17
1 PL DEC ±0.30		ENGINEER: RO	
2 PL DEC ±0.15		APPROVAL: WS	27OCT17
3 PL DEC ±0.08		CUSTOMER:	
3) Note reference = X		THIS DRAWING IS SUPPLIED FOR INFORMATION ONLY. DESIGN FEATURES, SPECIFICATIONS AND PERFORMANCE DATA SHOWN HEREON ARE THE PROPERTY OF THE AMPHENOL CORPORATION. NO RIGHTS OF REPRODUCTION ARE IMPLIED. ALL DIMENSIONS ARE SUBJECT TO NORMAL MANUFACTURING VARIATIONS.	
MATERIAL SPECIFICATIONS:		SINGLE MOTOR CABLE, M23 CHECKMATE, 1000V HYBRID CABLE WITH 4 POWER (14AWG), 2 FEEDBACK (DIGITAL COMMUNICATION) AND 2 BRAKE CONDUCTORS, DRIVE-END FLYING LEADS	
PROCESS SPECIFICATIONS:		SIZE	TYPE
NEXT ASSY:		C-	P30626-Mxx
		DWG NO:	REVISION
		C-P30626	A2
		SCALE: NONE	SHEET 1 OF 1

TITLE: CABLE ASSEMBLY
 DWG NO: C-P30626-Mxx
 REV: A1
 SH: 1
 OF: 1