

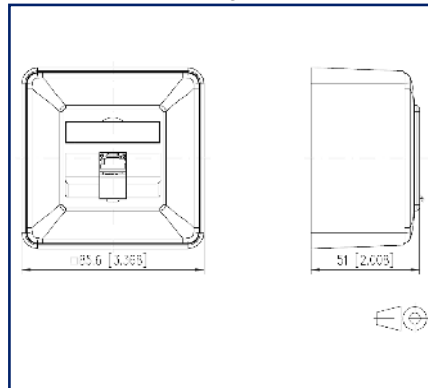
Data sheet

C6_Amodul 1 port 180°M AP pure white

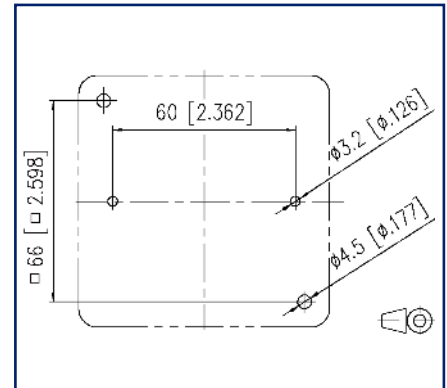
Illustrations



Dimensional drawing



Drill pattern



See enlarged drawings at the end of document

Product specification

Modular wall outlet for the construction of a passive network infrastructure with the highest quality requirements. The junction box is suitable for connecting telephones up to 10 Gbit networks and power supply with PoE with up to 90W. The very robust, nickel-plated zinc die-cast module, which consists of only two parts, can be connected by the installer very easily and in a very short time without any special tools. In addition to the permanent quality control during production, independent test laboratories confirm the very good quality of the individual modules with various certificates. The wall outlets are supplied in retail-friendly, separable cardboard packaging with 10 pieces each.

- variants, mounting type: AP, UP, UPk, UP0
- variants, number of ports: 1, 2, 3

P | Cabling

Data sheet

Page 2/8

C6_Amodul 1 port 180°M AP pure white

P/N

130B11D10002-E

EAN 4250184131748

2023/05/02

Version: AI

Technical Data

General Data

Fields of application	structured building cabling office areas Distributed building services
Mechanical measurement according to MICE	M1
Ingress measurement according to MICE	I1
Climatic measurement according to MICE	C1
Electromagnetic measurement according to MICE	E2
Design	wall outlet
Mounting style	AP
Mounting in standard flush-mounted and cavity wall cups	on mug
Shielding	shielded
Transmission technology	Copper
Wiring	T568A, T568B
Color	Pure white RAL 9010
Dimensions	
Dimension (L x W x H)	51 mm x 85.6 mm x 85.6 mm
Dimension (L x W x H)	2.008 in. x 3.37 in. x 3.37 in.
Modularity	yes
Labeling option	label window with identification label
Marking option	by dust protection

Transmission characteristics

Category (ISO)	6 _A
Class (ISO/IEC)	E _A
Category (TIA)	6A
Remote Powering	yes
PoE	IEEE 802.3af
PoE plus	IEEE 802.3at
UPoE	yes
4PPoE	IEEE 802.3bt
HDBaseT	yes
SAT-IP	yes
AVoverIP	yes

C6_Amodul 1 port 180°M AP pure white

P/N

130B11D10002-E

EAN 4250184131748

2023/05/02

Version: AI

Technical Data

Transmission characteristics

Transmission rate up to 100 MBit (Fast Ethernet)	IEEE 802.3bw
Transmission rate up to 1 GBit (Fast Ethernet)	IEEE 902.3ab
Transmission rate up to 10 GBit	IEEE 802.3an

Connections/interfaces

Connector technology interface 1	IDC-connection
Connector technology interface 2	RJ45-jack
Number of ports interface 2	1
Number of positions/contacts interface 1	8
Number of positions/contacts interface 2	8P/8C
Number of ports with dust protection interface 2	1
Termination data, solid wire (min. - max.)	
Conductor cross section, solid wire	AWG 26/1 - AWG 22/1
Conductor cross section, solid wire	0.128 mm ² - 0.324 mm ²
Conductor diameter, solid wire (bare copper)	0.409 mm - 0.643 mm
Conductor diameter, solid wire (bare copper)	0.016 in. - 0.025 in.
Termination data, stranded wire (min. - max.)	
Conductor cross section, stranded wire	AWG 26/7 - AWG 22/7
Conductor cross section, stranded wire	0.141 mm ² - 0.355 mm ²
Conductor diameter, stranded wire (bare copper)	0.483 mm - 0.762 mm
Conductor diameter, stranded wire (bare copper)	0.019 in. - 0.03 in.
Cable sheath diameter (min. - max.)	
Cable sheath diameter	5.5 mm - 10
Cable sheath diameter	0.197 in. - 0.394
Module plug-in direction	45° downwards
Cable access/outlet	rear, top, bottom, left or right
Ground connection	Via M4 thread (screw not included!)
Shield connection	flexible contact spring

P | Cabling

Data sheet

Page 4/8

C6_Amodul 1 port 180°M AP pure white

P/N

130B11D10002-E

EAN 4250184131748

2023/05/02

Version: AI

Technical Data

Elektrische/ Optische Eigenschaften

Current carrying capacity	max. 1 A at 60 °C
Rated voltage	max. 60 V DC
Rated voltage UL	max. 56.5 V DC
Contact resistance	max. 20 mOhm
Through resistance	max. 200 mOhm
Insulation resistance	min. 500 MOhm
Dielectric strength conductor-conductor (secondary)	max. 1000 V DC
Dielectric strength conductor-conductor, peak value (secondary)	max. 1.000 V AC
Dielectric strength conductor-shield	max. 1500 V DC
Dielectric strength conductor-shield, peak value	max. 1500 V AC

Mechanical data

Cut-out	module
Insertion and withdrawal force	max. 30 N
Life - Number of mating cycles	min. 750
Position/mounting of latch standard installation position	top
strain relief	latching clip

Materials and material properties

Material - Housing	Plastics
Material - Surface mount frame	ABS, impact resistant
Material - Cover part(s)	ABS
Material - Supporting frame	GD-Zn (zinc die-cast)
Material - Module support	GD-Zn (zinc die-cast)
Material - Label window	ABS, transparent
Material - Dust protection	ABS
Material - Contact	Spring steel
Material - Contact finish	AuCo
Material - Shield	CuSn6
Material - Shield finish	tinned
Material - Stuffer cap	PA 6.6 UL94 V0
Material - Strain relief	PA 6.6 UL94 V0
Halogen free	yes



P | Cabling

Data sheet

Page 5/8

C6_Amodul 1 port 180°M AP pure white

P/N

130B11D10002-E

EAN 4250184131748

2023/05/02

Version: AI

Technical Data

Materials and material properties

RoHS compliant

Environmental conditions

Temperature (min. - max.)

Temperature - Storage °C -40 °C - 70 °C

Temperature - Storage °F -40 °F - 158 °F

Temperature - Operating °C -40 °C - 70 °C

Temperature - Operating °F -40 °F - 158 °F

IP class IP20

Certifications

GHMT PVP  yes

Standards/Regulations

Generic cabling systems

General requirements ISO/IEC 11801-1:2017-11 | DIN EN 50173-1:2018-10
ANSI/TIA-568.2-D

Office buildings ISO/IEC 11801-2:2017-11 | DIN EN 50173-2:2018-10
ANSI/TIA-568.2-D

Living units ISO/IEC 11801-4:2017-11 | DIN EN 50173-4:2018-10
ANSI/TIA-570-D

Distributed building services ISO/IEC 11801-6:2017-11 | DIN EN 50173-6:2018-10
ANSI/TIA-862-B

Connectors for electronic equipment

Free and fixed connectors DIN EN 60603-7-51:2011-01, DIN EN 60603-7:2019-11, DIN EN 60603-7-1:2012-01

Connectors for electronic equipment - Tests and measurements

Test standard for connectors (engaging and separating connectors under electrical load) DIN-EN 60512-99-001, DIN-EN 60512-99-002

Endurance tests DIN EN 60603-7:2019-11, DIN EN 60603-7-1:2012-01

Degrees of Protection Provided by Enclosures IEC 60529

Climate tests DIN EN 60603-7:2019-11, DIN EN 60603-7-1:2012-01

P | Cabling

Data sheet

Page 6/8

C6_Amodul 1 port 180°M AP pure white

P/N

130B11D10002-E

EAN 4250184131748

2023/05/02

Version: AI

Technical Data

Classifications

ETIM 5.0	EC001264
ETIM 6.0	EC001264
ETIM 7.0	EC001264
ETIM 8.0	EC001264
ETIM 9.0	EC001264

Packing details

Type of packaging	10 pc(s) / box
Packaging unit - Weight (gram)	1570 g
Packaging unit - Weight (pound)	3.46 lb
Packaging dimension	340 mm x 266 mm x 126 mm
Packaging dimension	13.386 in. x 10.472 in. x 4.961 in.



P | Cabling

Data sheet

Page 7/8

C6_Amodul 1 port 180°M AP pure white

P/N

130B11D10002-E

EAN 4250184131748

2023/05/02

Version: AI

Accessories

P/N	Designation
820394-0105-I	Dust protection covers for wall outlets yellow
820394-0106-I	Dust protection covers for wall outlets blue
820394-0107-I	Dust protection covers for wall outlets green
820394-0108-I	Dust protection covers for wall outlets red
899650-01	Label sheet for wall outlets

P | Cabling

Data sheet

C6_Amodul 1 port 180°M AP pure white

Page 8/8

P/N

130B11D10002-E

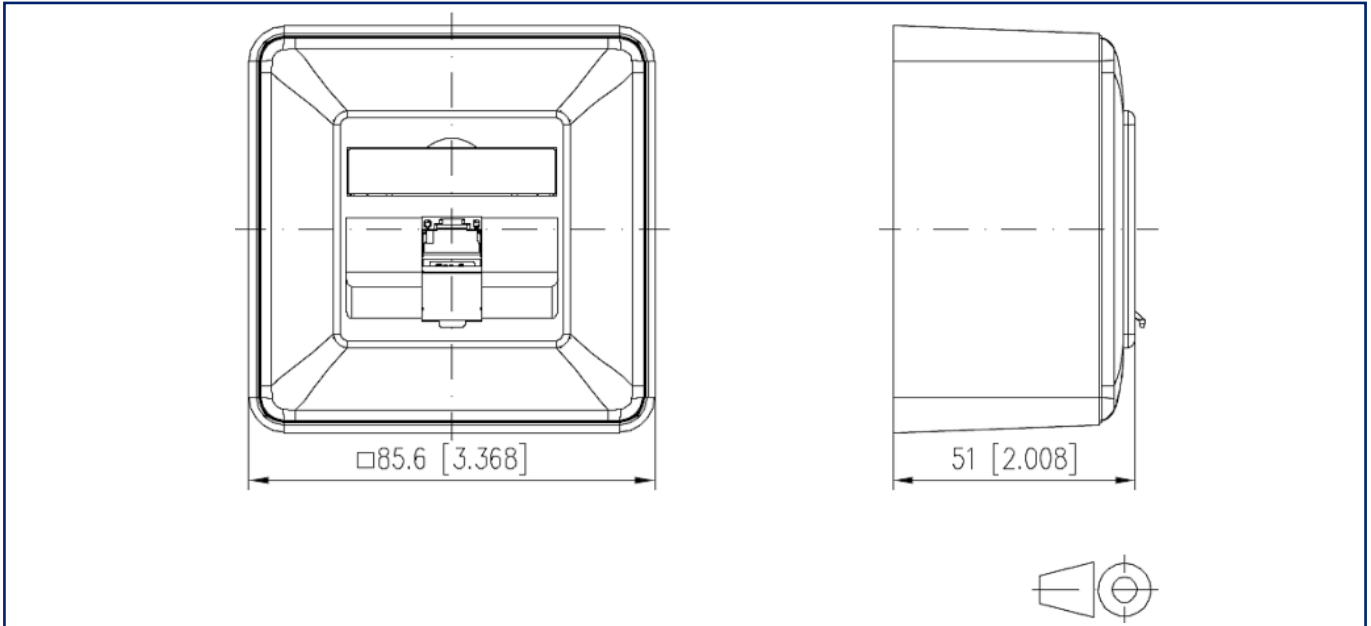
EAN 4250184131748

2023/05/02

Version: AI

Illustrations

Dimensional drawing



Drill pattern

