

796683-8 ✓ ACTIVE

Buchanan

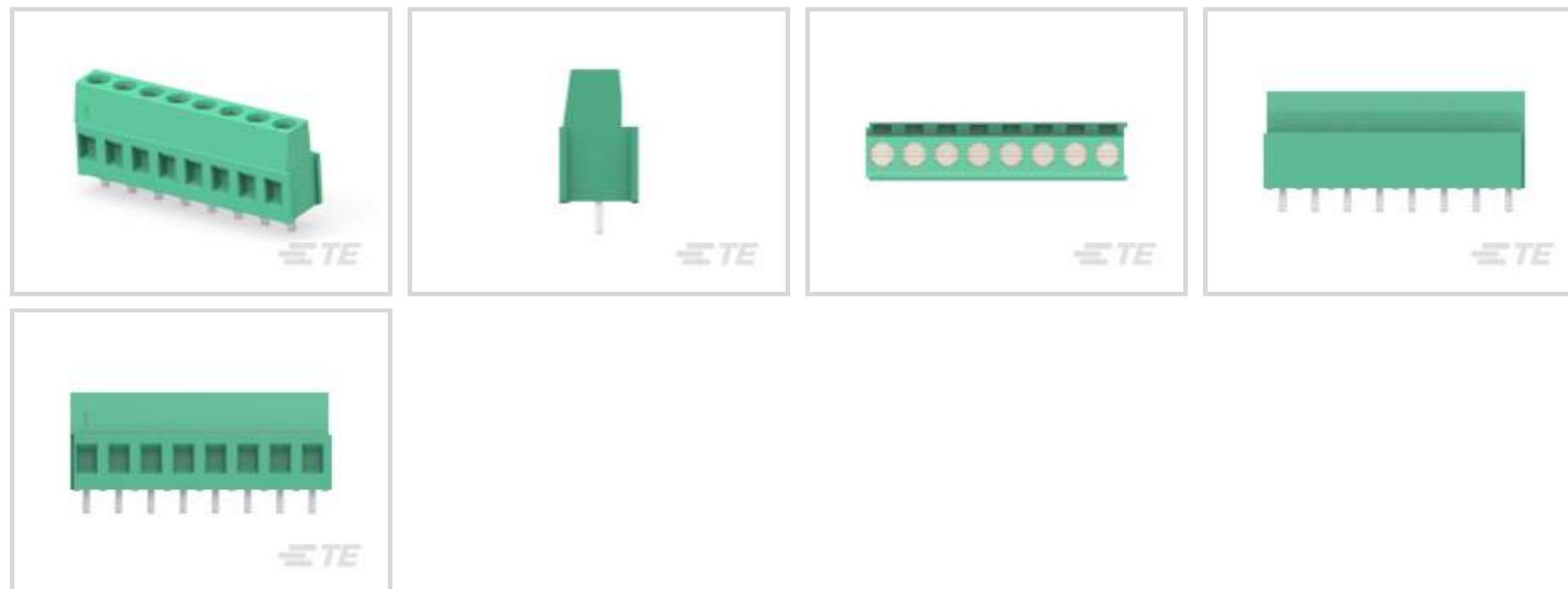
TE Internal #: 796683-8

PCB Terminal Blocks, Header, Wire-to-Board, 8 Position, .197 in [5 mm] Centerline, 1 Row, 90° Wire Entry Angle, 30 – 12 AWG Wire Size

[View on TE.com >](#)



Connectors > Terminal Blocks & Strips > PCB Terminal Blocks



Terminal Block Connector Type: **Header**

Connector System: **Wire-to-Board**

Number of Positions: **8**

Centerline (Pitch): **5 mm [ .197 in ]**

Number of Rows: **1**

## Features

### Product Type Features

|                                   |                       |
|-----------------------------------|-----------------------|
| Wire Protection                   | With                  |
| Terminal Block Connector Type     | Header                |
| Connector System                  | Wire-to-Board         |
| Connector & Contact Terminates To | Printed Circuit Board |

### Configuration Features

|                        |                |
|------------------------|----------------|
| Stacked Levels         | Without        |
| Wire Entry Location    | Side           |
| Stacking Configuration | Side Stackable |
| Number of Positions    | 8              |
| Number of Rows         | 1              |
| Wire Entry Angle       | 90°            |

### Electrical Characteristics

|                   |         |
|-------------------|---------|
| Operating Voltage | 300 VAC |
|-------------------|---------|

### Body Features



|                       |       |
|-----------------------|-------|
| Primary Product Color | Green |
|-----------------------|-------|

|                     |          |
|---------------------|----------|
| Product Orientation | Vertical |
|---------------------|----------|

### Contact Features

|                                      |     |
|--------------------------------------|-----|
| Contact Mating Area Plating Material | Tin |
|--------------------------------------|-----|

|                       |       |
|-----------------------|-------|
| Contact Base Material | Brass |
|-----------------------|-------|

|                              |        |
|------------------------------|--------|
| Contact Current Rating (Max) | 17.5 A |
|------------------------------|--------|

### Termination Features

|                                |                 |
|--------------------------------|-----------------|
| Termination Post & Tail Length | 3.5 mm[.138 in] |
|--------------------------------|-----------------|

|   |                       |
|---|-----------------------|
| Termination Method to Printed Circuit Board | Through Hole - Solder |
|---|-----------------------|

### Mechanical Attachment

|                        |        |
|------------------------|--------|
| Screw Plating Material | Nickel |
|------------------------|--------|

|                |       |
|----------------|-------|
| Screw Material | Brass |
|----------------|-------|

|             |    |
|-------------|----|
| Thread Size | M3 |
|-------------|----|

|                         |             |
|-------------------------|-------------|
| Connector Mounting Type | Board Mount |
|-------------------------|-------------|

### Housing Features

|                  |       |
|------------------|-------|
| Housing Material | PA 66 |
|------------------|-------|

|                    |               |
|--------------------|---------------|
| Centerline (Pitch) | 5 mm[.197 in] |
|--------------------|---------------|

### Dimensions

|           |                         |
|-----------|-------------------------|
| Wire Size | .05 – 3 mm <sup>2</sup> |
|-----------|-------------------------|

### Usage Conditions

|                             |                            |
|-----------------------------|----------------------------|
| Operating Temperature Range | -40 – 110 °C[-40 – 230 °F] |
|-----------------------------|----------------------------|

### Operation/Application

|                     |                |
|---------------------|----------------|
| Circuit Application | Power & Signal |
|---------------------|----------------|

### Identification Marking

|               |       |
|---------------|-------|
| Marking Color | White |
|---------------|-------|

### Packaging Features

|                    |     |
|--------------------|-----|
| Packaging Quantity | 200 |
|--------------------|-----|

|                  |     |
|------------------|-----|
| Packaging Method | Box |
|------------------|-----|

### Other

|                                  |                  |
|----------------------------------|------------------|
| Terminal Blocks & Strips Comment | 15A Field Wiring |
|----------------------------------|------------------|



## Product Compliance



[For compliance documentation, visit the product page on TE.com>](#)

|   |   |
|---|---|
| EU RoHS Directive 2011/65/EU                  | Not Compliant   |
| EU ELV Directive 2000/53/EC                   | Compliant with Exemptions   |
| China RoHS 2 Directive MIIT Order No 32, 2016 | Restricted Materials Above Threshold  |
| EU REACH Regulation (EC) No. 1907/2006        | Current ECHA Candidate List: JUNE 2023 (235)<br>Candidate List Declared Against: JUNE 2022 (224)<br>SVHC > Threshold:<br>Pb (2% in Component)<br><b>Article Safe Usage Statements:</b><br>Do not eat, drink or smoke when using this product. Wash thoroughly after handling. Recycle if possible and dispose of the article by following all applicable governmental regulations relevant to your geographic location. |
| Halogen Content                               | Not Yet Reviewed for halogen content  |
| Solder Process Capability                     | Wave solder capable to 265°C  |

### Product Compliance Disclaimer

This information is provided based on reasonable inquiry of our suppliers and represents our current actual knowledge based on the information they provided. This information is subject to change. The part numbers that TE has identified as EU RoHS compliant have a maximum concentration of 0.1% by weight in homogenous materials for lead, hexavalent chromium, mercury, PBB, PBDE, DBP, BBP, DEHP, DIBP, and 0.01% for cadmium, or qualify for an exemption to these limits as defined in the Annexes of Directive 2011/65/EU (RoHS2). Finished electrical and electronic equipment products will be CE marked as required by Directive 2011/65/EU. Components may not be CE marked. Additionally, the part numbers that TE has identified as EU ELV compliant have a maximum concentration of 0.1% by weight in homogenous materials for lead, hexavalent chromium, and mercury, and 0.01% for cadmium, or qualify for an exemption to these limits as defined in the Annexes of Directive 2000/53/EC (ELV). Regarding the REACH Regulation, the information TE provides on SVHC in articles for this part number is based on the latest European Chemicals Agency (ECHA) 'Guidance on requirements for substances in articles' posted at this URL: <https://echa.europa.eu/guidance-documents/guidance-on-reach>

## Compatible Parts

|  |   |
|--|---|
|  <p>TE Part # 282841-8<br/>TERMI-BLOK PCB MOUNT 8P. 5</p> |  <p>TE Part # 796682-8<br/>TERMI-BLOK PCB MOUNT 90 8P.</p> |
|--|---|

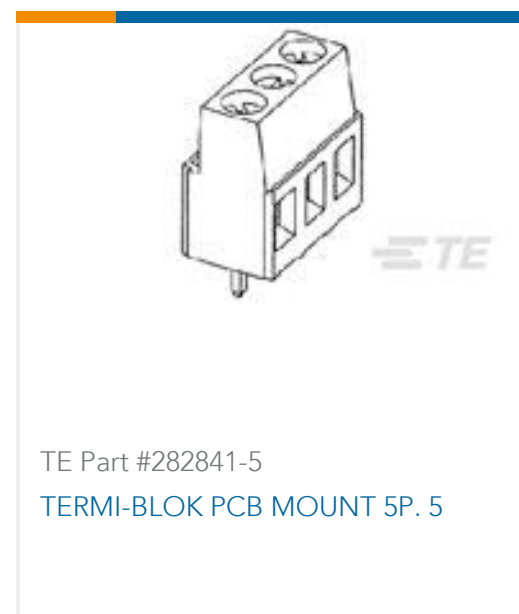
## Customers Also Bought



TE Part #1-5745967-6  
25 RCPT SP/FMS SCRLK




TE Part #7-2176231-7  
SMD Power Resistor: 3 Watt, 1% Tol



TE Part #282841-5  
TERMI-BLOK PCB MOUNT 5P. 5



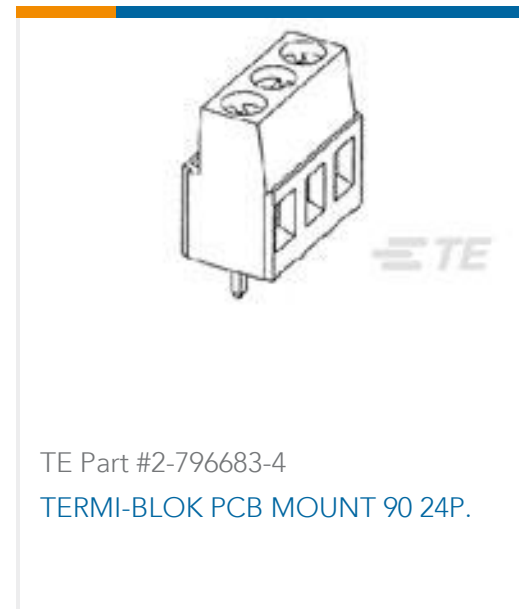
TE Part #174804-1  
M-N-L PIN HDR W/FIX BELT H 4P



TE Part #796683-4  
TERMI-BLOK PCB MOUNT 90 4P.



TE Part #9-1625868-0  
RP 2A 0.25W 45R3 0.1% 25PPM 1K RL



TE Part #2-796683-4  
TERMI-BLOK PCB MOUNT 90 24P.



TE Part #2317170-1  
AMPL REC HD22, VERT, 26P,  
THREADED

## Documents

### Product Drawings

[TERMI-BLOK PCB MOUNT 90 8P.](#)

English

### CAD Files

[3D PDF](#)

3D

Customer View Model

[ENG\\_CVM\\_CVM\\_796683-8\\_B.2d\\_dxf.zip](#)

English

Customer View Model

[ENG\\_CVM\\_CVM\\_796683-8\\_B.3d\\_igs.zip](#)

English

Customer View Model

[ENG\\_CVM\\_CVM\\_796683-8\\_B.3d\\_stp.zip](#)

English

By downloading the CAD file I accept and agree to the [Terms and Conditions](#) of use.

### Datasheets & Catalog Pages

[Eurostyle Terminal Blocks Focus Product Stock List](#)

English

[BUCHANAN TERMINAL BLOCKS CATALOG - EUROSTYLE TERMINAL BLOCKS](#)

English

[1-1773458-1\\_EURO\\_STYLE\\_TERMINAL\\_BLOCKS\\_QRG](#)

English

### Product Specifications



### Application Specification

English

---

### Agency Approvals

UL

English