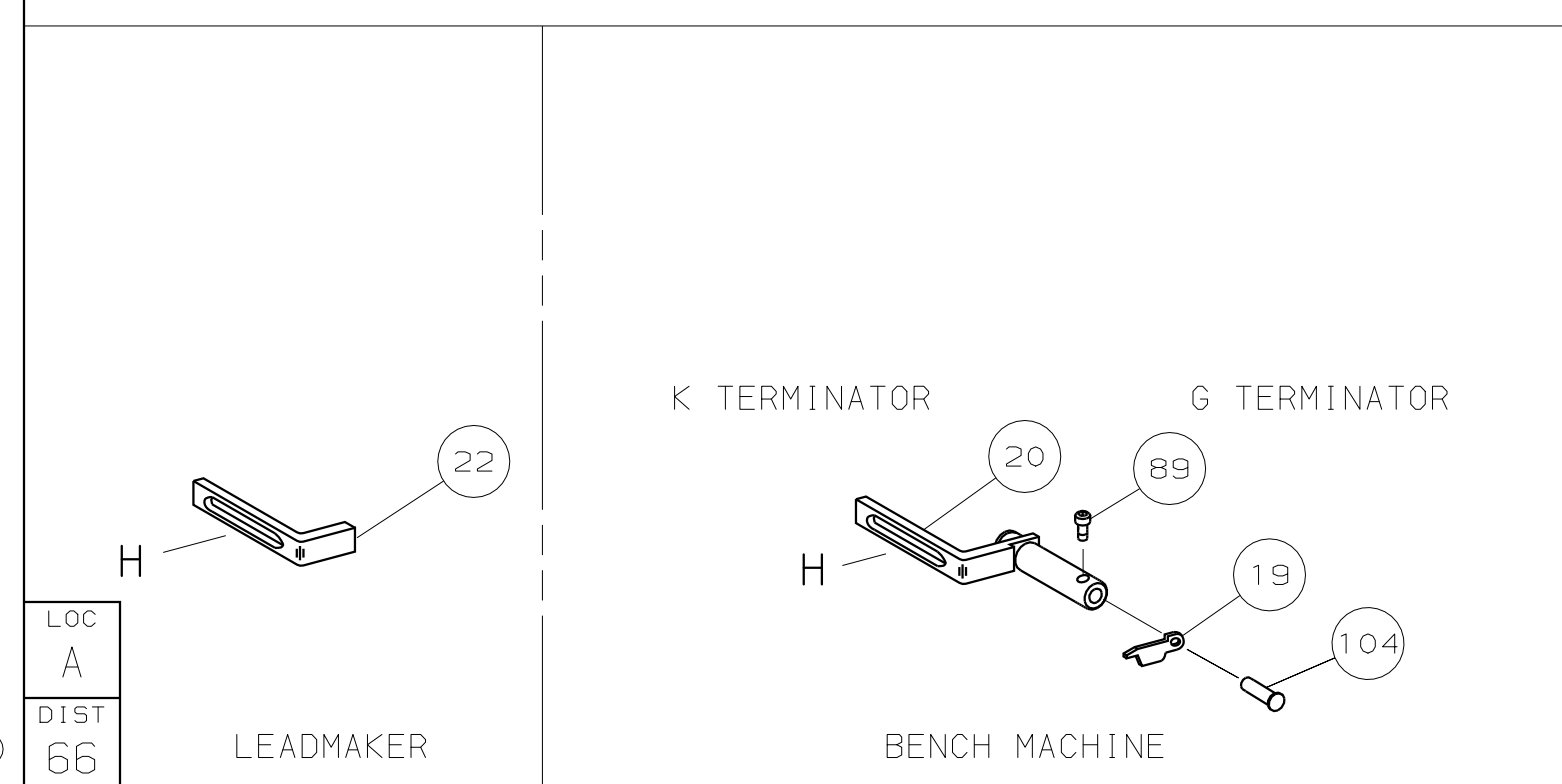
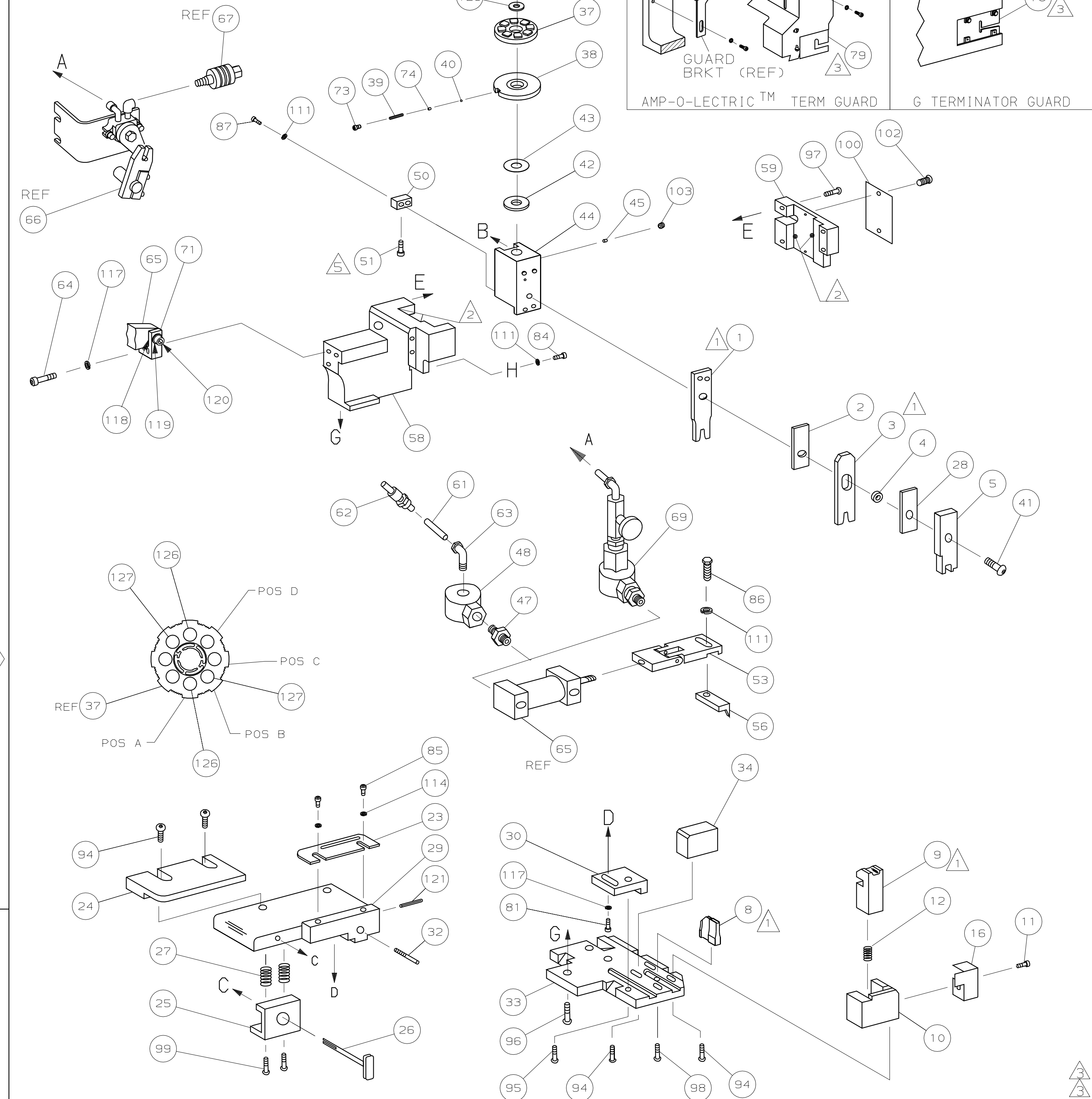


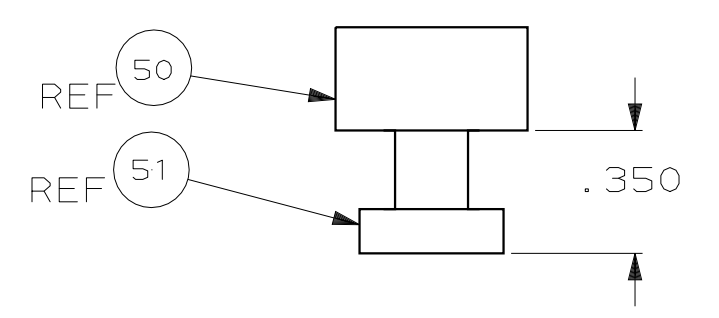
PART NUMBER	REV	FIRST USED
1385279-1	A	122500-1
1385279-2	A	565435-5
1385279-3	A	354500-1



- 1 RECOMMENDED SPARE PARTS.
- 2 GREASE LIGHTLY.
- 3 GUARD MUST BE IN PLACE WHEN OPERATING APPLICATOR IN A BENCH MACHINE.
- 4 SEE DRAWING FOR COMPONENTS
- 5 APPLY LOCTITE PN 1-23419-5 TO THREADS

AMP PN		MFR PN		TYCO TERMINAL AMP CRIMP SPECS	
WIRE STRIP LENGTH	TERM APPL SPEC	FEED	APPL INSTRUCTION	SET UP GAGE	LAYOUT
.172-.203	NONE	.960	408-8040	458637-1	L2541

QTY	REQD	PER	ASSY	PARTS LIST	DESCRIPTION	ITEM NO		
1	1	-	-	A	992031-1	PIN, CLEVIS	104	
1	1	1	-	A	21009-2	SCR, SKT SET (1/4-20x.25 LW) RAM	103	
2	2	2	-	A	21017-2	SCR, DRIVE (#2x.19) ID PLATE	102	
1	1	1	-	A	461264-1	PLATE, IDENTIFICATION	100	
2	2	2	-	A	3-21002-0	SCR, BHC (10-32x.88) DRAG	99	
1	1	1	-	A	22733-8	SCR, BHC (8-32x.38 LW) ANVIL	98	
4	4	4	-	A	2-21002-9	SCR, BHC (10-32x.75) CAP	97	
3	3	3	-	A	2-22733-8	SCR, BHC (1/4-20x.62) HSG	96	
1	1	1	-	A	2-21002-7	SCR, BHC (10-32x.50) SG ADJ BLK	95	
6	6	6	-	A	2-21002-2	SCR, BHC (8-32x.50) TERM H DWN	94	
1	1	-	-	A	7-21000-9	SCR, SHC (4-40x.19) STRIPPER	89	
2	2	2	-	A	2-21000-7	SCR, SHC (8-32x.48) DEP-HOLD	87	
1	1	1	-	A	2-22603-1	SCR, HEX HD (8-32x.38) FEED FINGER	86	
2	2	2	-	A	1-21000-3	SCR, SHC (4-40x.25) F ST GUIDE	85	
1	1	1	-	A	2-21000-7	SCR, SHC (8-32x.50) STRIPPER	84	
1	1	1	-	A	3-21000-4	SCR, SHC (10-32x.38) SG ADJ BL	81	
-	1	-	-	B	462992-7	GUARD ASSY	79	
REF	-	-	-	B	679532-1	INSERT, GUARD	78	
1	1	1	-	A	690603-1	SPRING, ASSIST	74	
1	1	1	-	A	23030-1	SCR, SHC (6-32x.25 SL) INS DISC	73	
1	1	1	-	B	459610-1	MOUNT, FEED BRACKET	71	
QTY	REQD	PER	ASSY	U/M	DWG SIZE	PART NO	DESCRIPTION	ITEM NO



QTY	REQD	PER	ASSY	PARTS LIST	DESCRIPTION	ITEM NO		
-1				LEADMAKER	AIRFEED			
-2				BENCH MODEL K	AIRFEED			
-3				BENCH MODEL G	AIRFEED			
-	1	-	-	C	692655-5	AIR FEED VALVE ASSY	70	
-	REF	-	-	A	24042-2	VALVE, SHUT OFF	67	
-	REF	-	-	C	692655-6	AIR FEED VALVE ASSY	66	
1	1	1	-	B	461065-1	AIR FEED ASSY (1 INCH)	65	
2	2	2	-	A	3-21000-9	SCR, SHC (10-32x1.00) AIR ASSY	64	
1	-	1	-	A	980285-2	ELBOW, SWIVEL 1/8 NPT - 1/4 T	63	
1	-	1	-	A	23238-1	QUICK DISCONNECT	62	
21.00	-	21.00	IN	A	27319-4	TUBING, POLY-FLO Ø.25	61	
1	1	1	-	C	454220-1	CAP, RAM	59	
1	1	1	-	D	454485-1	HOUSING	58	
1	1	1	-	B	458537-2	PAWL, FEED	56	
1	1	1	-	B	461062-1	FEED FINGER ASSY	53	
1	1	1	-	A	811242-3	BUMPER, HOLDDOWN	51	
1	1	1	-	A	690753-1	SPACER, TONKER	50	
1	-	1	-	A	22374-7	VALVE, QUICK EXHAUST	48	
1	-	1	-	A	22304-1	NIPPLE, HEX 1/8 NPT	47	
1	1	1	-	A	690191-1	PLUG, NYLON	45	
1	1	1	-	C	455673-1	RAM	44	
1	1	1	-	A	690125-1	WASHER, LAMINATED	43	
1	1	1	-	A	690124-1	WASHER, RAM	42	
1	1	1	-	A	7-21002-9	BOLT, CRIMPER (5/16x1.00)	41	
1	1	1	-	A	23241-6	BALL, STEEL	40	
1	1	1	-	A	690170-1	SPRING, COMPRESSION	39	
1	1	1	-	C	690142-4	DISC, INSULATION	38	
1	1	1	-	D	354777-1	WIRE DISC ASSY	37	
1	1	1	-	A	22480-5	WASHER, SPRING	36	
1	1	1	-	B	690212-1	POST, RAM	35	
1	1	1	-	B	690786-1	SUPPORT, TERMINAL	34	
1	1	1	-	D	455675-1	PLATE, BASE	33	
1	1	1	-	A	690432-3	SCREW, ADJUSTMENT	32	
1	1	1	-	B	455689-1	BLOCK, STRIP GUIDE ADJ	30	
1	1	1	-	C	455671-1	PLATE, STRIP GUIDE	29	
1	1	1	-	C	1-455888-0	SPACER, FRONT SHEAR DEP	28	
2	2	2	-	A	1-22284-0	SPRING, DRAG	27	
1	1	1	-	B	690546-1	LEVER, DRAG RELEASE	26	
1	1	1	-	B	240792-1	DRAG, TERMINAL	25	
1	1	1	-	D	2-90765-7	GUIDE, STRIP (REAR)	24	
1	1	1	-	A	690438-2	GUIDE, STRIP (FRONT)	23	
-	-	1	-	B	690472-2	STRIPPER	22	
1	1	-	-	A	679218-1	STRIPPER WIRE STOP ASSY	20	
1	1	-	-	B	458949-1	STRIPPER	19	
1	1	1	-	B	318563-1	GUARD, CHIP, FRONT	16	
1	1	1	-	A	5-22280-0	SPRING, SHEAR	12	
1	1	1	-	B	690461-1	STOP, SHEAR	11	
1	1	1	-	C	690459-1	HOLDER, SHEAR (FRONT)	10	
1	1	1	-	C	1-454276-9	SHEAR, FLOAT (FRONT)	9	
1	1	1	-	C	5-662520-0	ANVIL	8	
1	1	1	-	C	1-455889-4	DEPRESSOR, SHEAR (FRONT)	5	
1	1	1	-	B	1-238011-0	SPACER, BLOCK CRIMPER	4	
1	1	1	-	C	9-456135-1	CRIMPER, INSULATION	3	
1	1	1	-	C	1-455888-3	SPACER, CRIMPER	2	
1	1	1	-	C	3-568176-3	CRIMPER, WIRE	1	
QTY	REQD	PER	ASSY	U/M	DWG SIZE	PART NO	DESCRIPTION	ITEM NO

DIMENSIONS IN INCHES. DO NOT SCALE PRINT. TOLERANCES UNLESS OTHERWISE SPECIFIED: 2 PLC DEC ±.25 3 PLC DEC ±.005 4 PLC DEC ±. ANGLS ± SURF TEXTURE: REMOVE BURRS, BREAK SHARP EDGES R.015 MAX

MATL HT TR FIN

DR A. ANDERSON 01JUN01 APP T. ELBIN 01JUN01

CHK REL

AMP Incorporated Harrisburg, PA 17105-3608

NAME SIDE FEED HDM APPLICATOR MACHINE REF MINI APPL

SCALE DWG NO 1385279 SHEET 1 OF 1 REV A

CAGE CODE 00779 CUSTOMER AND ASSEMBLY DRAWING

THIS DRAWING IS A CONTROLLED DOCUMENT.

THIS DRAWING IS UNPUBLISHED. RELEASED FOR PUBLICATION BY AMP INCORPORATED. ALL RIGHTS RESERVED. 2001