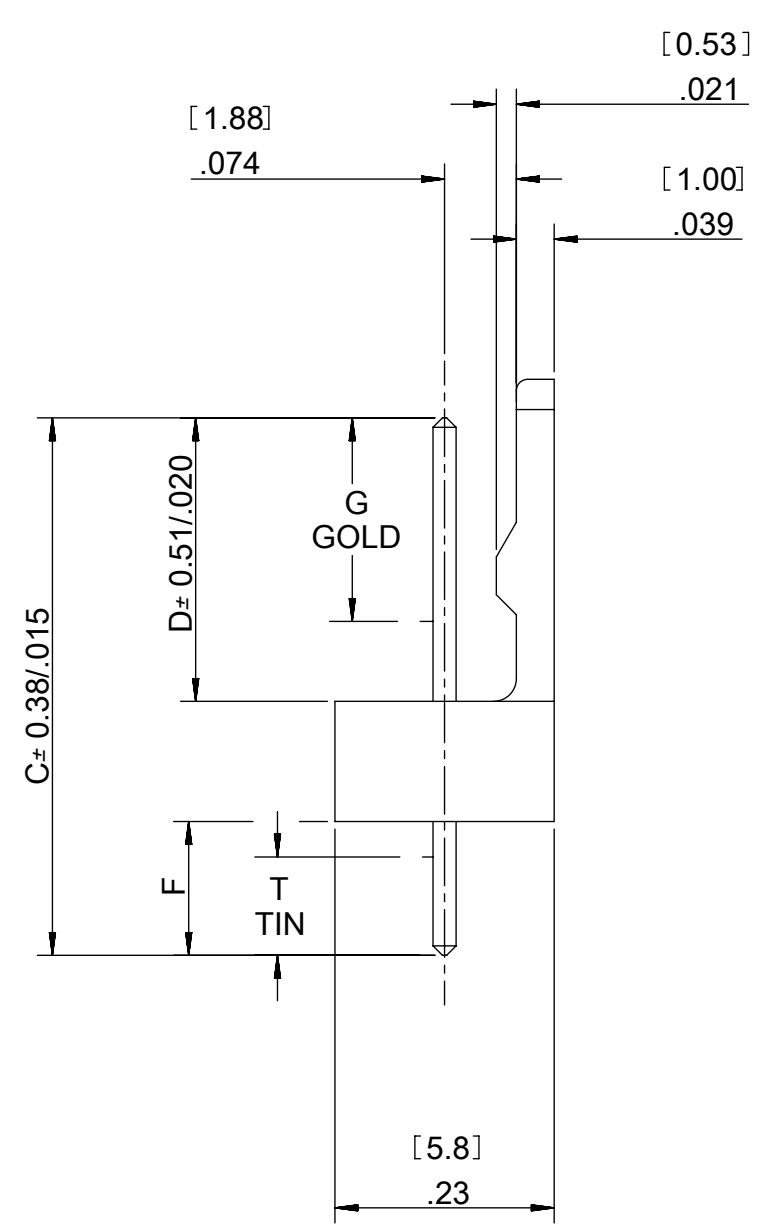
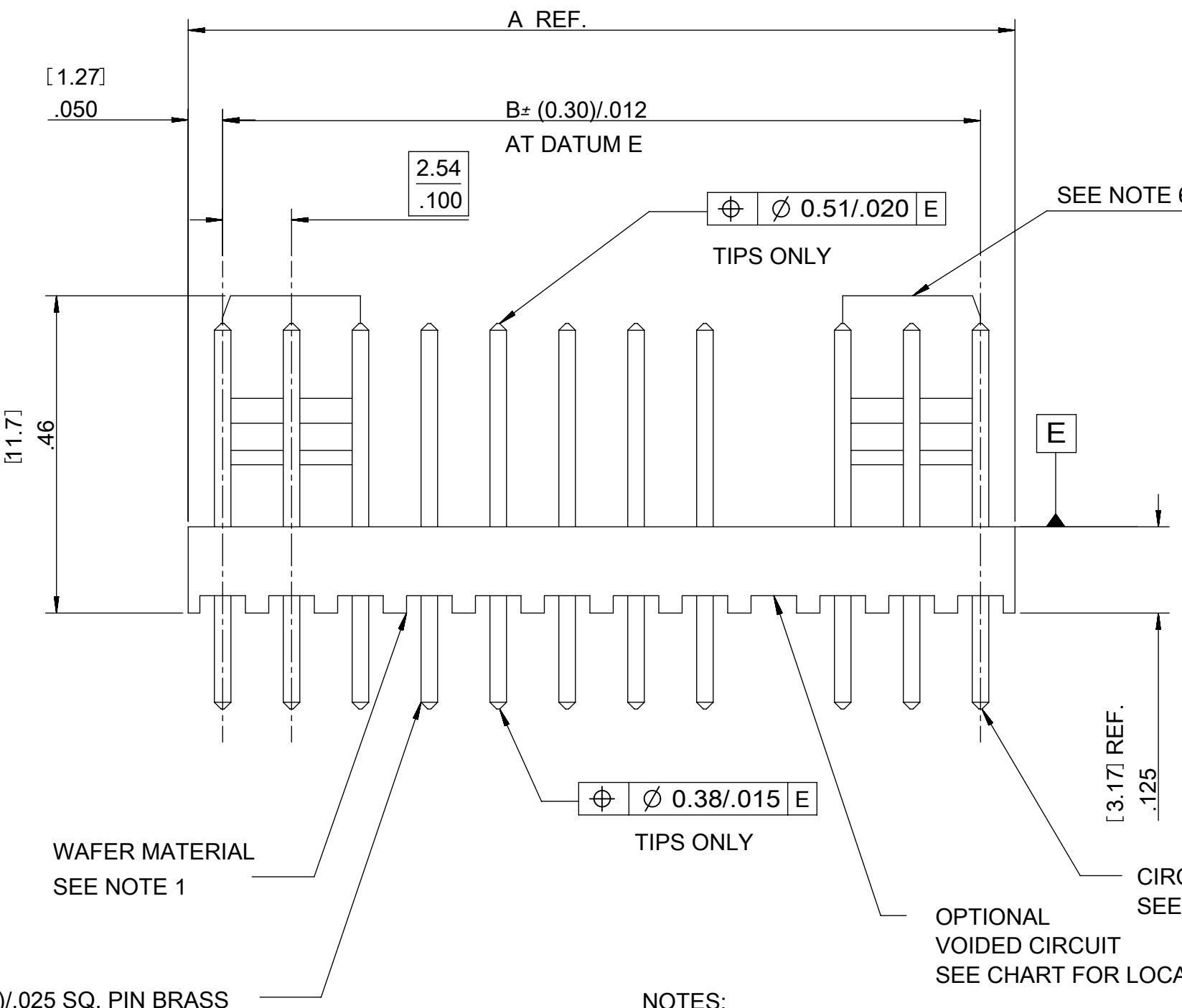
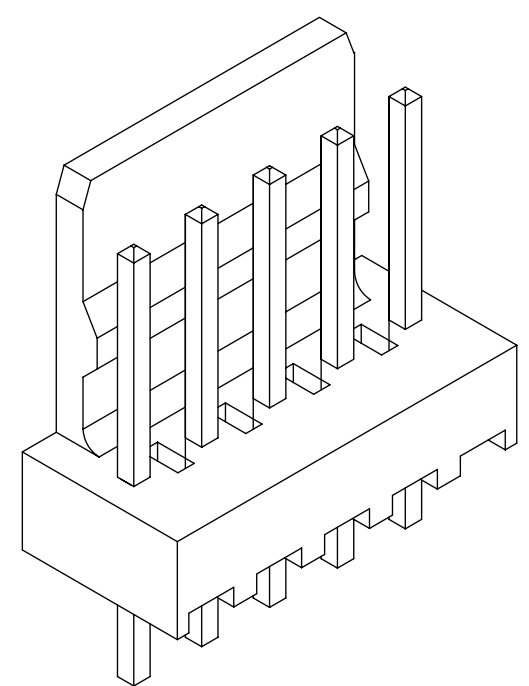
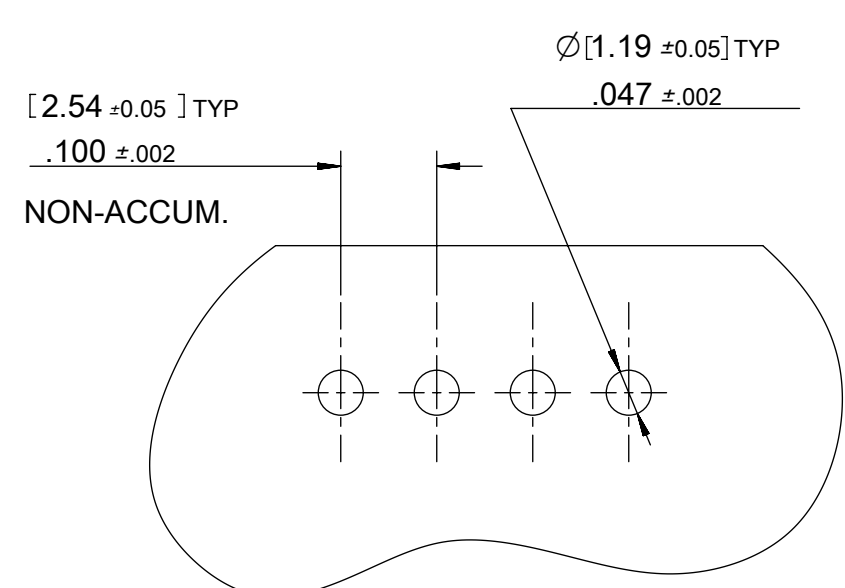
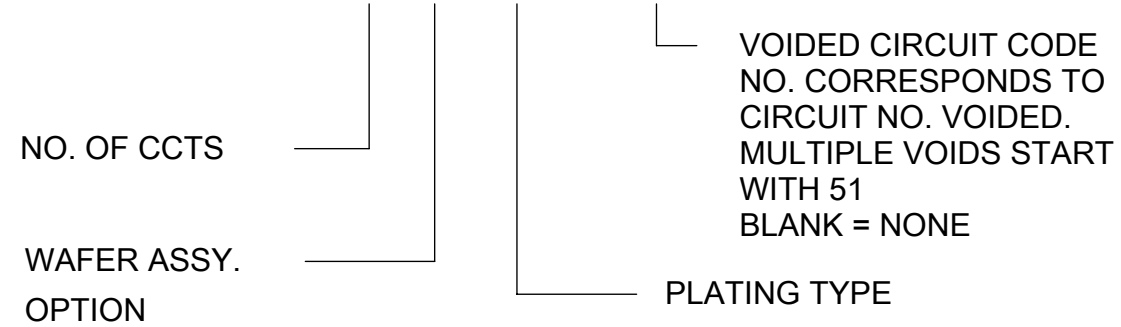


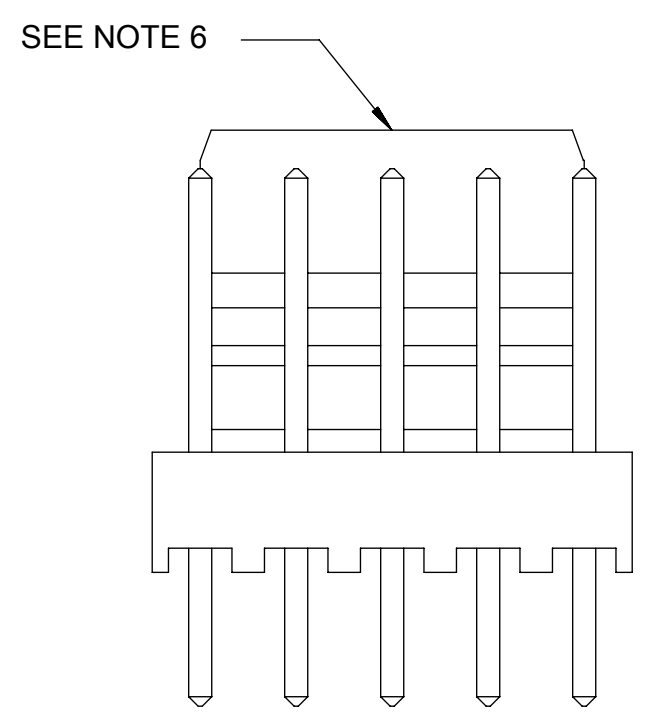
NO. OF CCTS	DIMN. "A"	DIMN. "B"
2	(5.08) .200	(2.54) .100
3	(7.62) .300	(5.08) .200
4	(10.16) .400	(7.62) .300
5	(12.70) .500	(10.16) .400
6	(15.24) .600	(12.70) .500
7	(17.78) .700	(15.24) .600
8	(20.32) .800	(17.78) .700
9	(22.86) .900	(20.32) .800
10	(25.40) 1.000	(22.86) .900
11	(27.94) 1.100	(25.40) 1.000
12	(30.48) 1.200	(27.94) 1.100
13	(33.02) 1.300	(30.48) 1.200
14	(35.56) 1.400	(33.02) 1.300
15	(38.10) 1.500	(35.56) 1.400
16	(40.64) 1.600	(38.10) 1.500



AE-6410- N * (*) - *



RECOMMENDED P.C.B. HOLE DIMENSIONS (STANDARD SERIES)

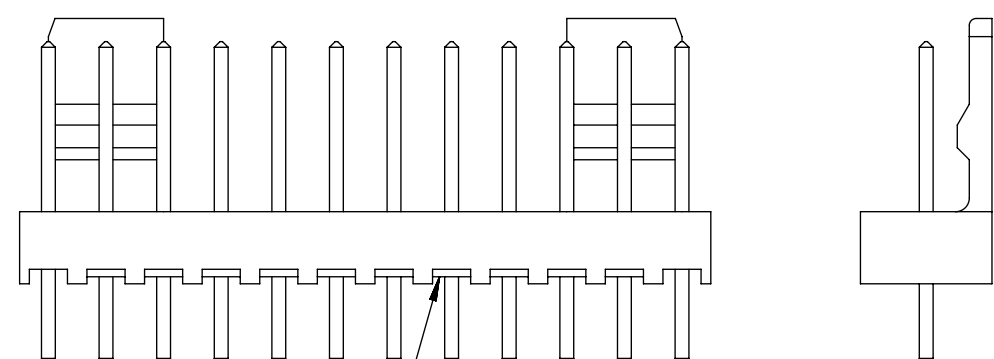


NOTES:

1. WAFER MATERIAL: NYLON, UL94V-0, PIN MATERIAL: BRASS
2. FINISH:
 - 154 = OVERALL TIN: 0.00254/.00100 MIN. OVER 0.00127/.000050 MIN. NICKEL
 - 197 = OVERALL REFLOWED MATTE TIN: 0.00152/.00060 MIN. OVER 0.00127/.000050 MIN. NICKEL
 - 222 = OVERALL MATTE TIN: 0.00254/.00100 MIN. OVER 0.00127/.000050 MIN NICKEL
 - 228 = SELECT GOLD 0.00076/.000030 MIN., SELECT MATTE TIN: 0.00254/.00100 OVER 0.00127/.000050 MIN NICKEL
 - 231 = SELECT GOLD 0.00127/.000050 MIN., SELECT MATTE TIN: 0.00254/.00100 OVER 0.00076/.000030 MIN NICKEL
 - 241 = SELECT GOLD 0.00051/.000020 MIN., SELECT MATTE TIN: 0.00254/.00100 OVER 0.00076/.000030 MIN NICKEL
3. THIS PART CONFORMS TO MOLEX PROD. SPEC. PS-99020-0088.
4. PACKAGING: PER PK-6410-002
5. PIN SOLDERABILITY PER MOLEX SPEC. SMES-152.
6. SINGLE RAMP ON 2-6 CCTS TWO RAMPS ON 7-16 CCTS, AS SHOWN.
7. PIN PUSH OUT FORCE: (0.907 Kg)/2lbs MIN.
8. PCB THICKNESS 1.6MM
9. WAFERS STACKABLE END TO END WITH (2.54)/.100 BETWEEN END PINS
10. THIS PART CONFORMS TO CLASS B REQUIREMENTS OF COSMETIC SPECIFICATION PS-45499-002.
11. CIRCUIT 1 DESIGNATION IS USED TO DEFINE VOID LOCATION. CIRCUIT 1 MAY OR MAY NOT LINE UP WITH CIRCUIT 1 ON THE MATING HOUSING.

QUALITY SYMBOLS ▽ = 0 ▽ = 0 ▽ = 0 ▽ = 0 ▽ = 0 ▽ = 0 ▽ = 0 ▽ = 0 ▽ = 0	THIS DRAWING CONTAINS INFORMATION THAT IS PROPRIETARY TO MOLEX ELECTRONIC TECHNOLOGIES, LLC AND SHOULD NOT BE USED WITHOUT WRITTEN PERMISSION		DIMENSION UNITS MM/IN		SCALE 5:1	
	GENERAL TOLERANCES (UNLESS SPECIFIED)		DRWN BY T. MAHON	DATE 28/01/03	WAFFER, FRICTION LOCK KK (2.54)/.100 FOR (0.64)/.025 SQ. PINS	
	4 PLACES ± ± 3 PLACES ± ± 0.01 2 PLACES ± 0.25 ± 0.014 1 PLACES ± 0.35 ± 0 PLACES ± ±		CHK'D BY BMAGUIRE	DATE 28/01/03		
	ANGULAR TOL = 0.5		APPR BY JDENNEHY	DATE 2005/03/11	PRODUCT CUSTOMER DRAWING	
DRAFT WHERE APPLICABLE MUST REMAIN WITHIN DIMENSIONS		DRAWING SIZE C	THIRD ANGLE PROJECTION	SERIES 6410	MATERIAL NUMBER SEE CHART	CUSTOMER GENERAL MARKET
BC1		ADD 46999-0696 EC NO: 104930 DRWN: MKIPPER CHKD: JDFOX REV APPR: FSMITH		DOCUMENT NUMBER SDAE-6410-N	DOC TYPE PSD	DOC PART SHEET NUMBER 000 1 OF 4

ENG. NO.	AE-6410-NA (222)	AE-6410-NC (197)	AE-6410-NH (197)	AE-6410-NJ (197)	AE-6410-NL (154)	AE-6410-NM (154)	
DIMN. "D"	(7.50) .295	(7.14) .281	(7.49) .295	(18.80) .740	(8.58) .338	(7.62) .300	
DIMN. "C"	(14.22)/.560	(20.32)/.800	(14.98)/.590	(25.40)/1.000	(23.88)/.940	(20.32)/.800	
DIMN. "F"	(3.56)/.140 REF	(10.00)/.394 REF	(4.32)/.170 REF	(3.43)/.135 REF	(12.13).477 REF	(9.53)/.375 REF	
DIMN. "G"	N/A	N/A	N/A	N/A	N/A	N/A	
DIMN. "T"	OVERALL	OVERALL	OVERALL	OVERALL	OVERALL	OVERALL	
PLATING	222	197	197	197	154	154	
NO. OF CIRCUITS	2	AE-6410-2A(222) 22-27-2021	AE-6410-2C(197) 38-00-6292	AE-6410-2H(197) 38-00-6754	AE-6410-2J(197) NOT TOOLED	AE-6410-2L(154) NOT TOOLED	AE-6410-2M(154) NOT TOOLED
	3	3 A(222) ↑ 2031	3 C(197) ↑ 6293	3 H(197) NOT TOOLED	3 J(197) NOT TOOLED	3 L(154) 26-01-3195	3 M(154) 26-01-3179
	4	4 A(222) 2041	4 C(197) 6294	4 H(197) 22-27-2046	4 J(197) NOT TOOLED	4 L(154) NOT TOOLED	4 M(154) NOT TOOLED
	5	5 A(222) 2051	5 C(197) 6295	5 H(197) NOT TOOLED	5 J(197) 22-27-2057	5 L(154) ↑	5 M(154) NOT TOOLED
	6	6 A(222) 2061	6 C(197) 6296	6 H(197) ↑	6 J(197) NOT TOOLED	6 L(154) ↑	6 M(154) NOT TOOLED
	7	7 A(222) 2071	7 C(197) 6297	7 H(197) ↑	7 J(197) NOT TOOLED	7 L(154) ↑	7 M(154) 46999-0696
	8	8 A(222) 2081	8 C(197) 6298	8 H(197) ↑	8 J(197) 22-27-2087	8 L(154) ↑	8 M(154) NOT TOOLED
	9	9 A(222) 2091	9 C(197) 6299	9 H(197) ↑	9 J(197) NOT TOOLED	9 L(154) ↑	9 M(154) ↑
	10	10 A(222) 2101	10 C(197) 6300	10 H(197) ↓	10 J(197) ↑	10 L(154) ↑	10 M(154) ↑
	11	11 A(222) 2111	11 C(197) 6301	11 H(197) NOT TOOLED	11 J(197) ↑	11 L(154) ↑	11 M(154) ↑
	12	12 A(222) 2121	12 C(197) 6302	12 H(197) 22-27-2126	12 J(197) ↑	12 L(154) ↑	12 M(154) ↑
	13	13 A(222) 2131	13 C(197) 6303	13 H(197) NOT TOOLED	13 J(197) ↑	13 L(154) ↓	13 M(154) ↑
	14	14 A(222) 2141	14 C(197) 6304	14 H(197) ↑	14 J(197) ↑	14 L(154) NOT TOOLED	14 M(154) ↑
	15	15 A(222) ↓ 2151	15 C(197) ↓ 6305	15 H(197) ↓	15 J(197) ↓	15 L(154) 38-00-1736	15 M(154) ↓
	16	AE-6410-16A(222) 22-27-2161	AE-6410-16C(197) 38-00-6306	AE-6410-16H(197) NOT TOOLED	AE-6410-16J(197) NOT TOOLED	AE-6410-16L(154) NOT TOOLED	AE-6410-16M(154) NOT TOOLED



QUALITY SYMBOLS ▽ = 0 ▽ = 0 ▽ = 0 ▽ = 0 ▽ = 0 ▽ = 0 ▽ = 0 ▽ = 0 ▽ = 0 ▽ = 0	THIS DRAWING CONTAINS INFORMATION THAT IS PROPRIETARY TO MOLEX ELECTRONIC TECHNOLOGIES, LLC AND SHOULD NOT BE USED WITHOUT WRITTEN PERMISSION												
	ADD 46999-0696 EC NO: 104930 DRWN: MKIPPER CHKD: JDFOX REV APPR: FSMITH	GENERAL TOLERANCES (UNLESS SPECIFIED)				DIMENSION UNITS		SCALE					
		MM		INCH		MM/IN		5:1					
		4 PLACES ±		±		DRWN BY		DATE		WAFER, FRICTION LOCK KK (2.54)/.100 FOR (0.64)/.025 SQ. PINS			
		3 PLACES ±		± 0.01		T. MAHON		28/01/03					
		2 PLACES ±		± 0.25 ± 0.014		CHK'D BY		DATE					
	1 PLACES ±		± 0.35 ±		BMAGUIRE		28/01/03		PRODUCT CUSTOMER DRAWING				
	0 PLACES ±		±		APPR BY		DATE						
	ANGULAR TOL = 0.5				DRAWING SIZE		THIRD ANGLE PROJECTION		SERIES: 6410 MATERIAL NUMBER: SEE CHART CUSTOMER: GENERAL MARKET				
	DRAFT WHERE APPLICABLE MUST REMAIN WITHIN DIMENSIONS				C				DOCUMENT NUMBER: SDAE-6410-N DOC TYPE: PSD DOC PART: 000 SHEET NUMBER: 2 OF 4				

ENG. NO.	AE-6410-NA (241)	AE-6410-NC (241)	AE-6410-NA (231)	AE-6410-NS (241)	AE-6410-NA (228)	
DIMN. "D"	(7.50) .295	(7.14) .281	(7.50) .295	(7.50) .295	(7.50) .295	
DIMN. "C"	(14.22)/.560	(20.32)/.800	(14.22)/.560	(16.51)/.650	(14.22)/.560	
DIMN. "F"	(3.56)/.140 REF	(10.00)/.394 REF	(3.56)/.140 REF	(5.84)/.230 REF	(3.56)/.140 REF	
DIMN. "G"	(3.56)/.140	(5.08)/.200	(3.56)/.140	(5.08)/.200	(3.56)/.140	
DIMN. "T"	(3.43)/.135	(5.08)/.200	(3.43)/.135	(5.08)/.200	(3.43)/.135	
PLATING	241	241	231	241	228	
NO. OF CIRCUITS	2	AE-6410-2A(241) 22-29-2021	AE-6410-2C(241) NOT TOOLED	AE-6410-2A(231) 38-00-7250	NOT TOOLED	AE-6410-2A(228) 38-00-7062
	3	3 A(241) ↑ 2031	3 C(241) 38-00-5909	3 A(231) NOT TOOLED	NOT TOOLED	3 A(228) ↑ 7063
	4	4 A(241) 2041	4 C(241) NOT TOOLED	4 A(231) 38-00-7251	AE-6410-4S(241) 38-00-7666	4 A ↑ 7064
	5	5 A(241) 2051	5 C(241) ↑	5 A(231) NOT TOOLED	NOT TOOLED	5 A ↑ 7065
	6	6 A(241) 2061	6 C(241)	6 A(231) ↑	6 S(241) 38-00-7667	6 A ↑ 7066
	7	7 A(241) 2071	7 C(241)	7 A(231)	NOT TOOLED	7 A ↓ 7067
	8	8 A(241) 2081	8 C(241)	8 A(231)	↑	8 A 38-00-7068
	9	9 A(241) 2091	9 C(241)	9 A(231)		9 A NOT TOOLED
	10	10 A(241) 2101	10 C(241)	10 A(231)		10 A NOT TOOLED
	11	11 A(241) 2111	11 C(241)	11 A(231)		11 A NOT TOOLED
	12	12 A(241) 2121	12 C(241)	12 A(231)		12 A 38-00-7072
	13	13 A(241) 2131	13 C(241)	13 A(231)		13 A NOT TOOLED
	14	14 A(241) 2141	14 C(241)	14 A(231)		14 A 38-00-7074
	15	15 A(241) ↓ 2151	15 C(241) ↓	15 A(231) ↓	↓	15 A ↓ NOT TOOLED
	16	AE-6410-16A(241) 22-29-2161	AE-6410-16C(241) NOT TOOLED	AE-6410-16A(231) NOT TOOLED	NOT TOOLED	AE-6410-16A(228) NOT TOOLED

QUALITY SYMBOLS 	THIS DRAWING CONTAINS INFORMATION THAT IS PROPRIETARY TO MOLEX ELECTRONIC TECHNOLOGIES, LLC AND SHOULD NOT BE USED WITHOUT WRITTEN PERMISSION												
	ADD 46999-0696 EC NO: 104930 DRWN: MKIPPER CHKD: JDFOX REV APPR: FSMITH	GENERAL TOLERANCES (UNLESS SPECIFIED)				DIMENSION UNITS MM/IN		SCALE 5:1					
		4 PLACES ± ±		3 PLACES ± ± 0.01		DRWN BY T. MAHON		DATE 28/01/03					
		2 PLACES ± 0.25 ± 0.014		1 PLACES ± 0.35 ±		CHK'D BY BMAGUIRE		DATE 28/01/03		WAFER, FRICTION LOCK KK (2.54)/.100 FOR (0.64)/.025 SQ. PINS			
		0 PLACES ± ±		ANGULAR TOL = 0.5		APPR BY JDENNEHY		DATE 2005/03/11					
		DRAFT WHERE APPLICABLE MUST REMAIN WITHIN DIMENSIONS				DRAWING SIZE C		THIRD ANGLE PROJECTION		PRODUCT CUSTOMER DRAWING			
	SERIES 6410		MATERIAL NUMBER SEE CHART		CUSTOMER GENERAL MARKET								
	DOCUMENT NUMBER SDAE-6410-N		DOC TYPE PSD		DOC PART 000		SHEET NUMBER 3 OF 4						

VOIDED CIRCUIT OPTION

ENG. NO.	AE-6410-NA(197)-*
DIM. D	7.50/.295
DIM. C	14.22 /.560
DIM. F (REF)	3.56 / .140
DIM. G	N/A
DIM. T	OVERALL
PLATING	197

PART No.	ENG No.	CKT SIZE	VOID LOCATION
38-00-7222	AE-6410-3A(197)-2	3	2
↑ 4749	↑ -4A(197)-3	4	3
0611	-5A(197)-3	5	3
0089	-6A(197)-3	6	3
0090	-6A(197)-51	6	3,4,5
5370	-15A(197)-02	15	2
↓ 7688	↓ -12A(197)-09	12	9

THIS DRAWING CONTAINS INFORMATION THAT IS PROPRIETARY TO MOLEX ELECTRONIC TECHNOLOGIES, LLC AND SHOULD NOT BE USED WITHOUT WRITTEN PERMISSION													
QUALITY SYMBOLS ▽ = 0 ▽ = 0 ▽ = 0 ▽ = 0 ▽ = 0 ▽ = 0 ▽ = 0 ▽ = 0 ▽ = 0 ▽ = 0	ADD 46995-0696 EC NO: 104930 DRWN: MKIPPER CHKD: JDFOX REV APPR: FSMITH	2016/01/21 2016/05/31 2016/06/14	GENERAL TOLERANCES (UNLESS SPECIFIED)				DIMENSION UNITS		SCALE		molex®		
			MM		INCH		MM/IN		5:1				
			4 PLACES ± ±				DRWN BY		DATE		WAFER, FRICTION LOCK KK (2.54)/.100 FOR (0.64)/.025 SQ. PINS		
			3 PLACES ± ± 0.01				T. MAHON		28/01/03				
			2 PLACES ± 0.25 ± 0.014				CHK'D BY		DATE		PRODUCT CUSTOMER DRAWING		
			1 PLACES ± 0.35 ±				BMAGUIRE		28/01/03				
			0 PLACES ± ±				APPR BY		DATE		SERIES: 6410 MATERIAL NUMBER: SEE CHART CUSTOMER: GENERAL MARKET		
			ANGULAR TOL = 0.5				JDENNEHY		2005/03/11				
			DRAFT WHERE APPLICABLE MUST REMAIN WITHIN DIMENSIONS				DRAWING SIZE		THIRD ANGLE PROJECTION		DOCUMENT NUMBER: SDAE-6410-N DOC TYPE: PSD DOC PART: 000 SHEET NUMBER: 4 OF 4		
							C						