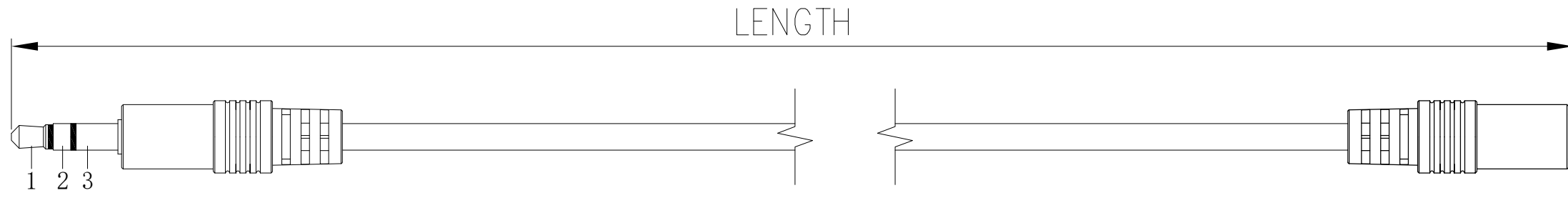
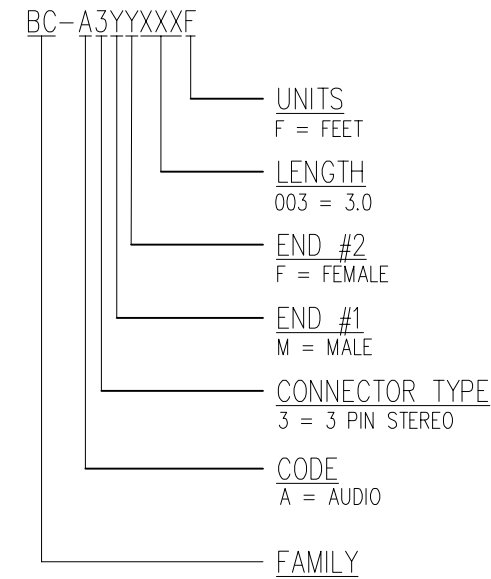


DATE	REV	ECN	APP'D. BY
08/12/20	A0	-	JME
08/27/20	A1	11600	BTS



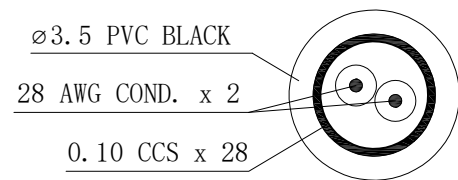
CONTACTS	0.1/10	0.1/10	0.1/28
3.5 3p stereo plug	1	2	3
3.5 3p stereo plug	1	2	3

P/N STRUCTURE



NOTES:

- CABLE: 28 AWG CONDUCTOR WIRE (x2), 0.10 CCS (x28); PVC JACKET, BLACK
 - CONNECTORS: \varnothing 3.5mm 3 PIN STEREO PLUG (1 male, 1 female)
- CONTACTS: COPPER ALLOY



BC-A3MFXXF
PART NUMBER

THIRD ANGLE PROJECTION 		206 Van Vorst Street Jersey City, NJ 07302 +1 201 432 0463 http://www.belfuse.com
DO NOT SCALE DRAWING DRAWING IS SUBJECT TO CHANGE WITHOUT NOTICE	TITLE: 3.5 MM AUDIO CABLE (MALE TO FEMALE)	
DIMENSIONS: INCHES [METRIC]	THIS DRAWING AND THE SUBJECT MATTER SHOWN THEREON ARE CONFIDENTIAL AND THE PROPRIETARY PROPERTY OF STEWART CONNECTOR AND SHALL NOT BE REPRODUCED, COPIED, OR USED IN ANY MANNER WITHOUT PRIOR WRITTEN CONSENT OF STEWART CONNECTOR. ONE OR MORE U.S. PATENTS MAY APPLY TO THIS PRODUCT. FOR DETAILS, PLEASE VISIT: HTTP://BELFUSE.COM/STEWART/STEWART_PATENTS/	DRN BY: BTS DATE 08/12/20
UNLESS OTHERWISE SPECIFIED TOLERANCES ARE \pm .005 [0.13] ANGLES ARE \pm 1°		APPD BY: JME DATE 08/12/20
SHEET NO. 1 OF 1		DWG NO. CT999220 REV. A1



B

A

B

A

2

1

2

1

AutoCAD