

6

5

4

3

2

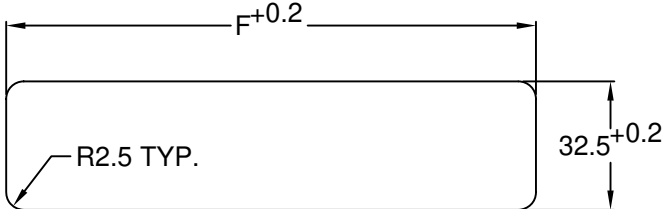
1

MATERIAL AND FINISH:
 Insulator: Polycarbonate, UL-94V-0 rated.
 Pin contact: Brass, Nickel plated.
 Solder Terminals: Brass, tin plated.

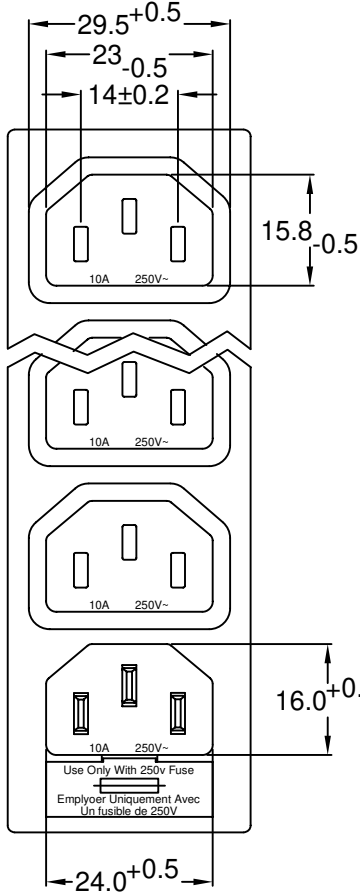
ELECTRICAL SPECIFICATIONS:
 Rated current: 10A
 Rated voltage: 250VDC



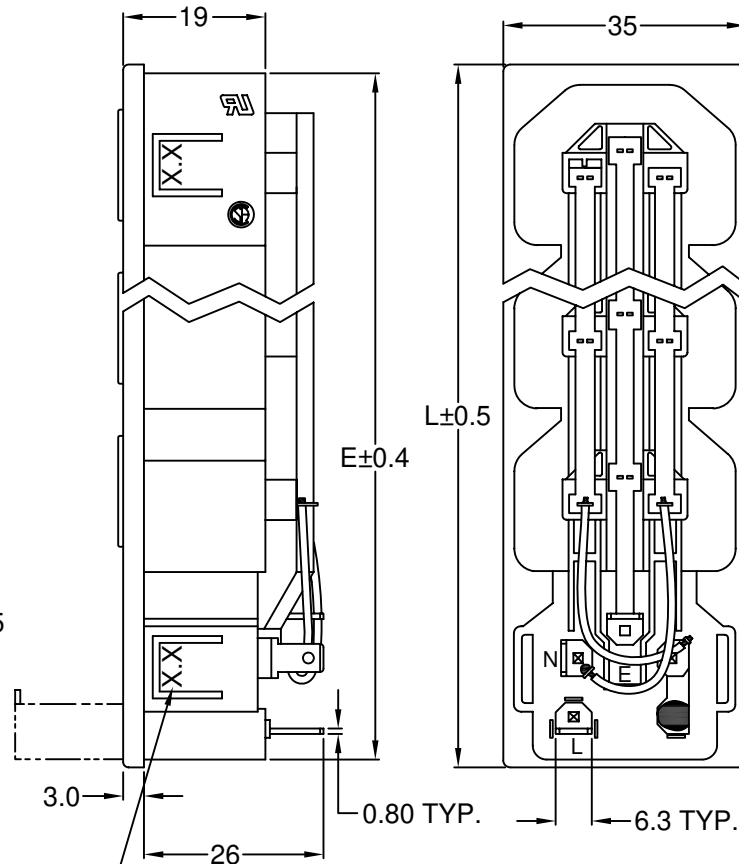
No of Port	L±0.5	E±0.4	F+0.2
1	58.5	55.4	55.9
2	82.1	79.0	79.5
3	105.7	102.6	103.1
4	129.3	126.2	126.7
5	152.9	149.8	150.3
6	176.5	173.4	173.9



RECOMMENDED
 PANEL CUTOUT



REPLACE WITH
 CORRESPONDING
 PANEL THICKNESS



**RoHS
 COMPLIANT**

REV	DATE	CHANGE	CHNG CHECK APPR	
			TD	PB
A	10/1/01	REVISED TOL & DIM F		
B	12/16/05	REV. TERM. LENGTHS; ADD DIM		

P/N	A	MAX. PANEL THICKNESS
44R01-X131-150	1.5	1.5
44R01-X131-250	2.5	2.5

ADDITIONAL PANEL THICKNESS & .187 [4.8]
 QC AVAILABLE ON REQUEST

TOLERANCE UNLESS OTHERWISE SPECIFIED	
X	± 1
X.X	± 0.4
X.XX	± 0.20

DRAWN BY	DT	DATE:	10/02/01
CHECK BY	PB	DATE:	10/3/01
APPR BY	PB	DATE:	10/3/01

Power Dynamics, Inc.
 Phone: 973 560-0019 Whippany, New Jersey Fax: 973 560-0076

PART: IEC 60320 STRIP APPL. INLET & OUTLET
 SNAP IN, QC TERM., 5x20mm FUSE HOLDER

PART #: **44R01-X131-XXX**

SIZE: A ALL DIMENSIONS FOR REFERENCE ONLY
 SCALE: NTS DIMENSIONS ARE IN MILLIMETERS

SHEET 1 of 1
 REV: B

6

5

4

3

2

1