

Thermomagnetic device circuit breaker - CB TM2 4A SFB P - 2800872

Please be informed that the data shown in this PDF Document is generated from our Online Catalog. Please find the complete data in the user's documentation. Our General Terms of Use for Downloads are valid (<http://download.phoenixcontact.com>)



Thermomagnetic device circuit breaker, 2-pos., tripping characteristic SFB, 2 PDT contacts, plug for base element.

The figure shows the CB TM2 0.5A SFB P version

Product description

Thermomagnetic device circuit breaker



Key commercial data

| | |
|------------------------|---|
| Packing unit | 0 |
| Minimum order quantity | 1 |
| GTIN |  4 046356 690379 |
| Custom tariff number | 85363010 |
| Country of origin | GERMANY |

Technical data

General

| | |
|---|---|
| Installation instructions | When mounted in rows, the nominal device current can be limited to just 80% or must be oversized accordingly. |
| Height | 45 mm |
| Width | 24.6 mm |
| Depth | 52 mm |
| Ambient temperature (operation) | -30 °C ... 60 °C |
| Ambient temperature (storage/transport) | -40 °C ... 80 °C |
| Inflammability class according to UL 94 | V0 |
| Degree of protection | IP30 (Actuation area) |
| Mounting type | On base element |
| Color | gray |
| Number of positions | 2 |
| Insulating material group | II |
| Pollution degree | 2 |

Thermomagnetic device circuit breaker - CB TM2 4A SFB P - 2800872

Technical data

Technical data

| | |
|--|---|
| Fuse type | SFB |
| Rated surge voltage | 2.5 kV (Increased insulation in actuation area) |
| Rated voltage | 240 V AC (U _e according to IEC 60934) |
| Rated voltage | 277 V AC (UL 1077) |
| Rated voltage | 277 V AC (UL 508 - with plug-in base) |
| Rated voltage | 80 V DC (IEC 60934) |
| Rated voltage | 80 V DC (UL 1077) |
| Rated voltage | 80 V DC (UL 508 - with plug-in base) |
| Rated current I _n | 4 A (IEC 60934) |
| Rated current I _n | 4 A AC (inductive load according to UL 1077) |
| Rated current I _n | 4 A DC (low-induction load according to UL 1077) |
| Rated current I _n | 4 A AC (inductive load according to UL 508 - with plug-in base) |
| Rated current I _n | 4 A DC (low-induction load according to UL 508 - with plug-in base) |
| Rated insulation voltage U _i | 277 V AC (UL 1077) |
| Rated insulation voltage U _i | 250 V AC (IEC 60934) |
| Insulation resistance R _{iso} : | > 100 MΩ (500 V DC) |
| Auxiliary circuit | 277 V AC / 0.5 A (Low-induction) |
| Auxiliary circuit | 277 V AC / 1 A (Low-induction, maximum of 2000 cycles) |
| Auxiliary circuit | 50 V DC / 1 A (Low-induction) |
| Type of actuation | S type |
| Tripping method | TM (thermomagnetic) |
| Tripping level | Trip-free mechanism (positive) |
| Required backup fuse | ≥ 16 A |
| Rated short-circuit switching capacity I _{cn} | 400 A (240 V AC) |
| Rated short-circuit switching capacity I _{cn} | 600 A (80 V DC) |
| Dielectric strength | 3000 V AC (Actuation area) |
| Dielectric strength | 1500 V AC (Main to auxiliary circuit) |
| Dielectric strength | 1500 V AC (Open main circuit) |
| Dielectric strength | 1000 V AC (Open auxiliary circuit) |
| Dielectric strength | 1500 V AC (Position to position) |
| Voltage drop | 0.34 V (at 1 x I _n) |
| Cycles, max. | 6000 (240 V AC/1 x I _n) |
| Cycles, max. | 3000 (80 V DC/1 x I _n) |
| Contact type | 2 PDT |

Standards

| | |
|------------------------------|----------------------|
| Standard - Electrical safety | EN 60934 |
| Standard - Electrical safety | UL 1077 |
| Standard - Electrical safety | UL 508 |
| Standard - Electrical safety | CSA 22.2 No. 235-041 |

Thermomagnetic device circuit breaker - CB TM2 4A SFB P - 2800872

Classifications

ETIM

| | |
|----------|----------|
| ETIM 3.0 | EC000899 |
| ETIM 4.0 | EC000899 |
| ETIM 5.0 | EC000899 |

UNSPSC

| | |
|---------------|----------|
| UNSPSC 11 | 39121411 |
| UNSPSC 12.01 | 39121411 |
| UNSPSC 13.2 | 39121411 |
| UNSPSC 6.01 | 30211812 |
| UNSPSC 7.0901 | 39121411 |

eCl@ss

| | |
|------------|----------|
| eCl@ss 4.0 | 27141116 |
| eCl@ss 4.1 | 27141116 |
| eCl@ss 5.0 | 27141116 |
| eCl@ss 5.1 | 27141116 |
| eCl@ss 6.0 | 27141116 |
| eCl@ss 7.0 | 27141116 |

Approvals

Approvals

Approvals

VDE Zeichengenehmigung / UL Recognized / cUL Recognized / cULus Recognized

Ex Approvals

Approvals submitted

Approval details


VDE Zeichengenehmigung 

UL Recognized 

Thermomagnetic device circuit breaker - CB TM2 4A SFB P - 2800872

Approvals

cUL Recognized 

cULus Recognized 

Accessories

Additional products

Base element - CB 1/6-2/4 PT-BE - 2800929



Base element with push-in connection technology for CB ... device circuit breakers

Jumper - CB PT BRIDGE - 2801014



Bridge plugs for the CB 1/6-2/4 PT-BE base element

Plug-in bridge - FBS 2-6 - 3030336



Plug-in bridge, Number of positions: 2, Color: red

Plug-in bridge - FBS 3-6 - 3030242



Plug-in bridge, Number of positions: 3, Color: red

Thermomagnetic device circuit breaker - CB TM2 4A SFB P - 2800872

Accessories

Plug-in bridge - FBS 4-6 - 3030255



Plug-in bridge, Number of positions: 4, Color: red

Plug-in bridge - FBS 5-6 - 3030349



Plug-in bridge, Number of positions: 5, Color: red

Plug-in bridge - FBS 10-6 - 3030271



Plug-in bridge, Number of positions: 10, Color: red

Plug-in bridge - FBS 20-6 - 3030365



Plug-in bridge, Number of positions: 20, Color: red

Plug-in bridge - FBS 50-6 - 3032224



Plug-in bridge, Number of positions: 50, Color: red

Thermomagnetic device circuit breaker - CB TM2 4A SFB P - 2800872

Accessories

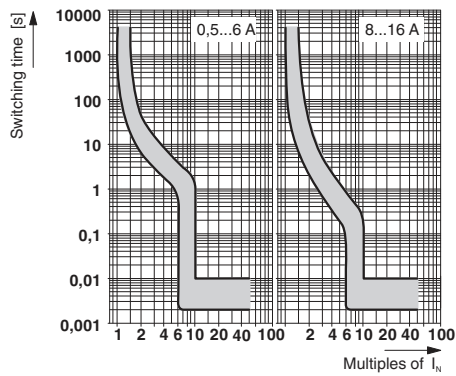
Cable-cutting tool - CUTFOX-FBS - 1212124



Cutting tool, for separating individual jumper bars from FBS ... plug-in bridges and EB ... insertion bridges

Drawings

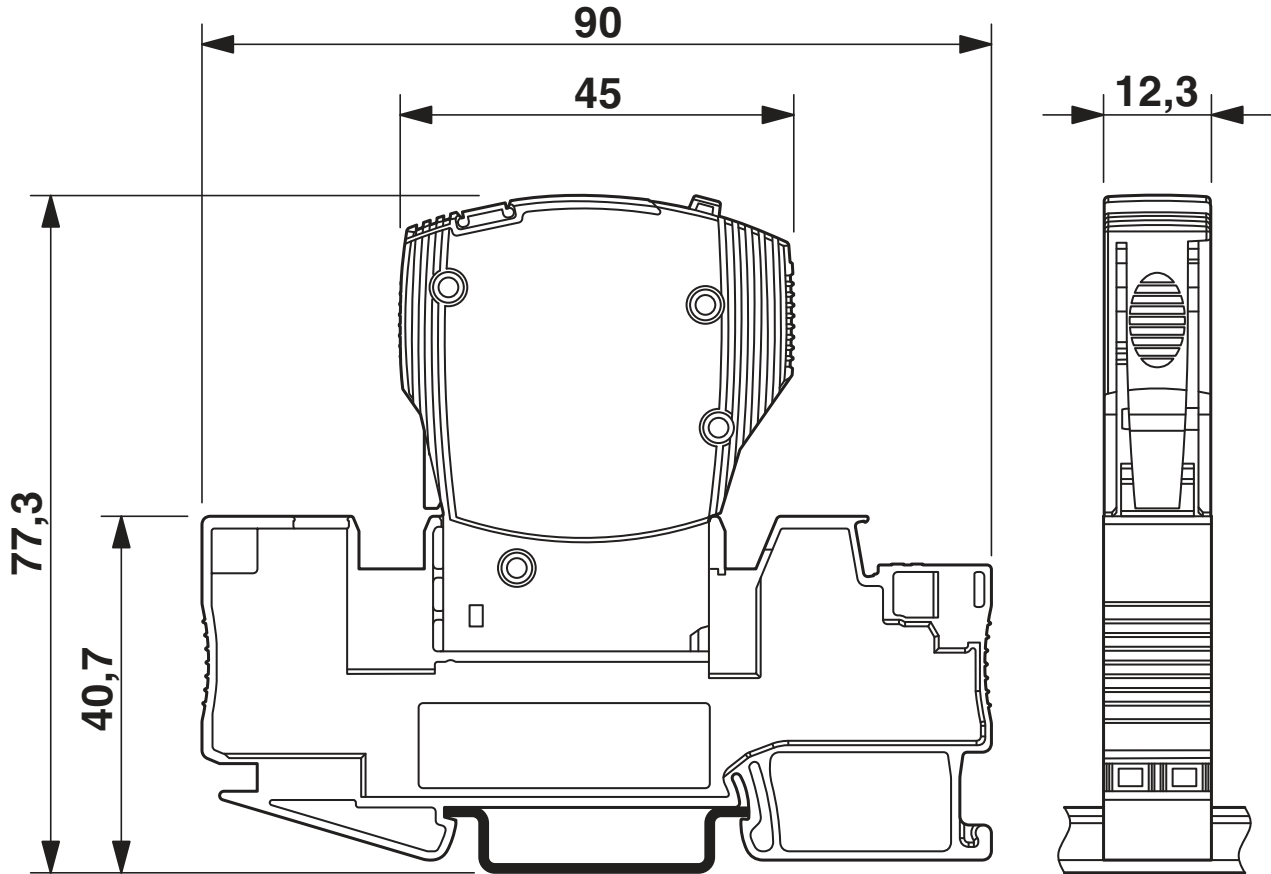
Diagram



Trigger characteristic in the DC range

Thermomagnetic device circuit breaker - CB TM2 4A SFB P - 2800872

Dimensioned drawing



The figure shows the complete module consisting of a base element and connector

