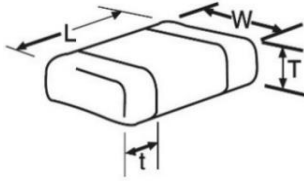


# 08052C221J4T2A Datasheet

(0805 200V X7R 220pF ±5% AEC-Q200)

## Dimensions

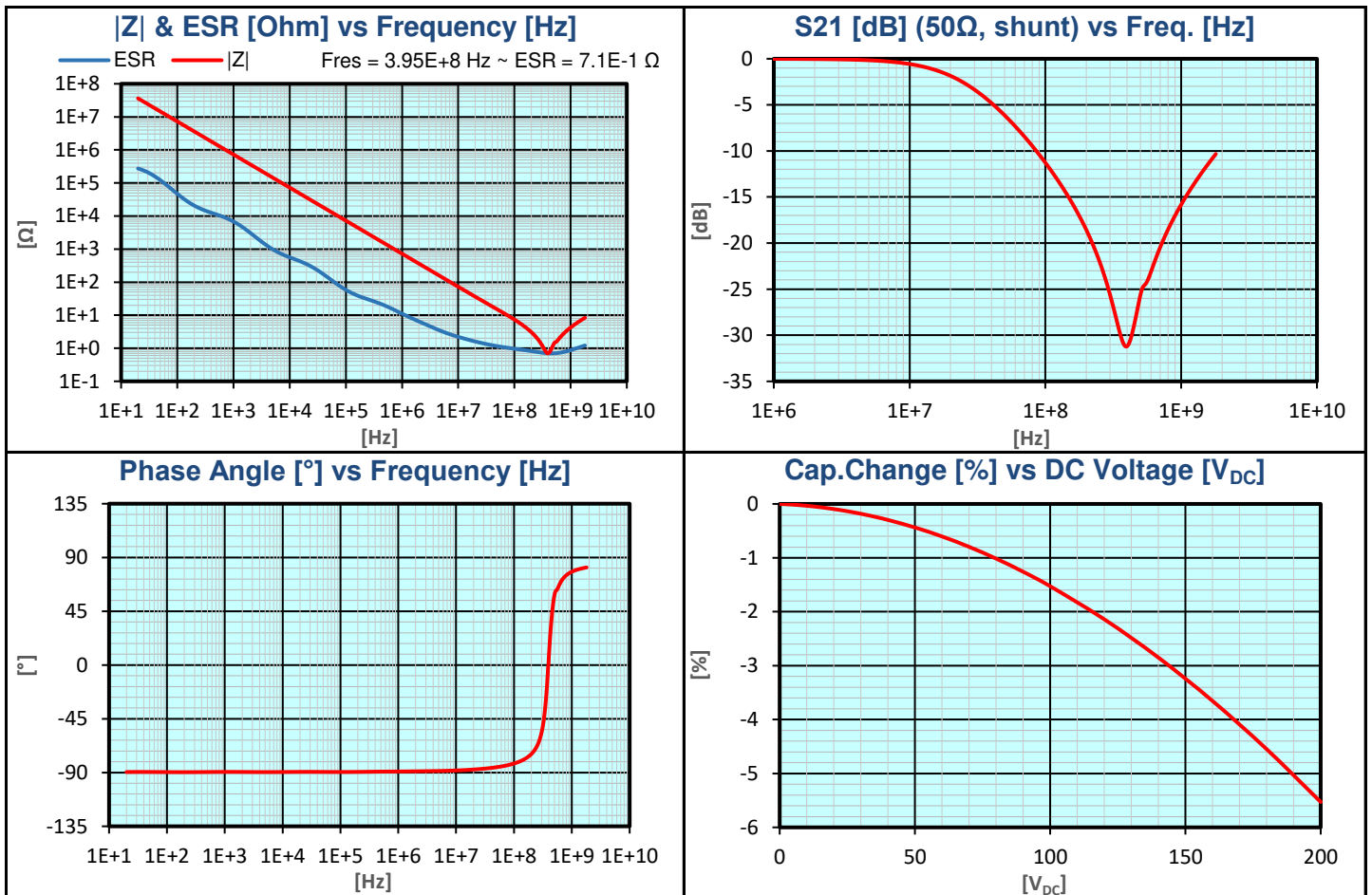


	millimetres	inches
L	2.01 ± 0.2	0.079 ± 0.008
W	1.25 ± 0.2	0.049 ± 0.008
T max.	0.71	0.028
t	0.5 ± 0.25	0.02 ± 0.01

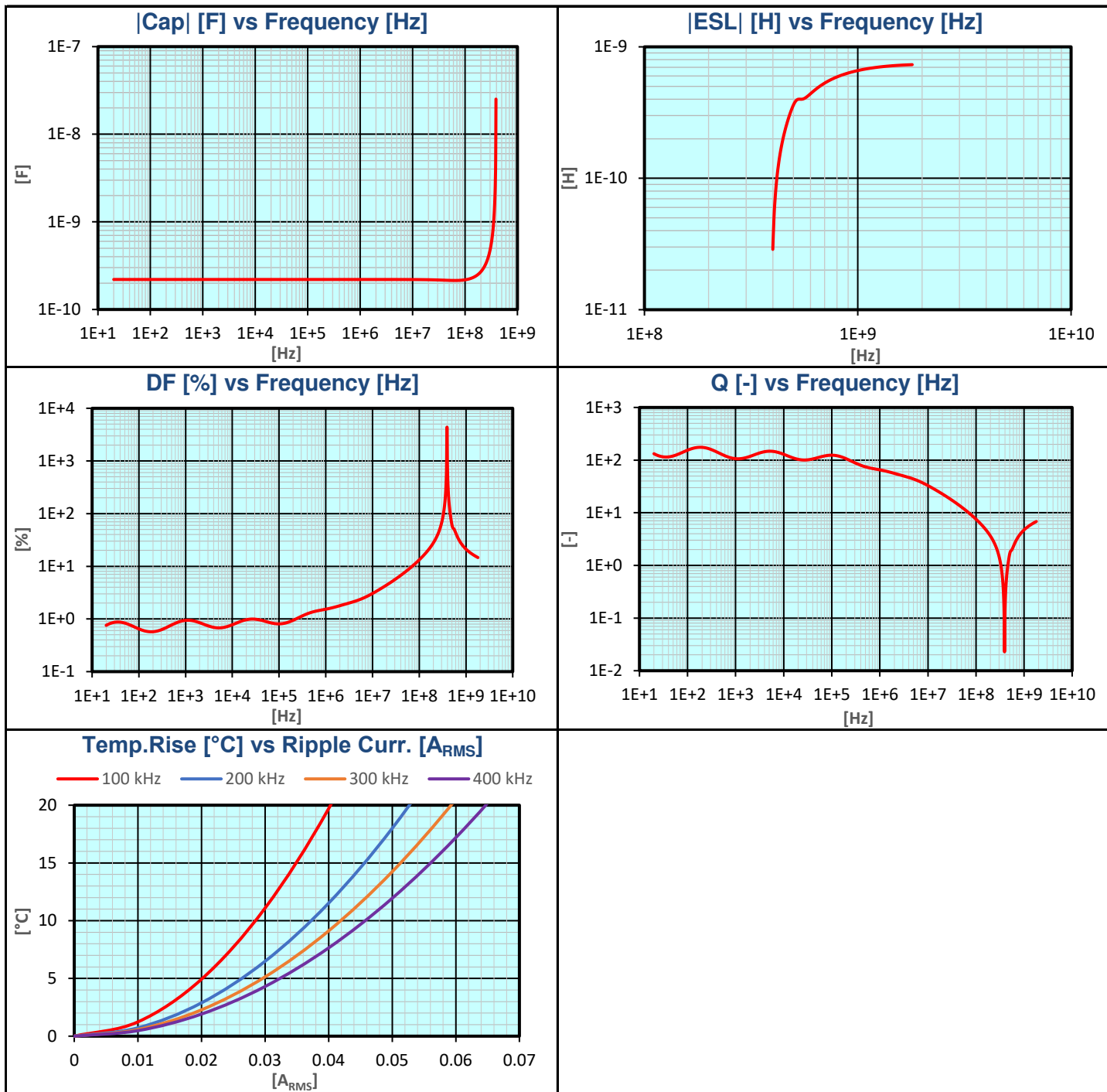
## Basic Specifications

Item	Unit	Spec.	Conditions
Capacitance	pF	209 to 231	@ 1 kHz, 1 Vrms
DF	%	2.5 max.	@ 1 kHz, 1 Vrms
IR	GΩ	100 min.	@ 200 Vdc, t = 120 s
DWV	Vdc	500	@ I ≤ 50mA, t ≤ 5 s
Operating Temperature		-55°C to +125°C	
Dielectric		X7R	
AEC-Q200		Qualified	
RoHS Compliant		Yes	
Termination		Sn	

## Electrical Characteristics



## Electrical Characteristics



# 08052C221J4T2A Datasheet



(0805 200V X7R 220pF ±5% AEC-Q200)

## How To Order

0805	5	C	103	M	A	T	2	A
<b>Size</b> (L" x W")	<b>Voltage</b> 4V = 4 6.3V = 6 10V = Z 16V = Y 25V = 3 50V = 5 100V = 1 200V = 2 500V = 7	<b>Dielectric</b> X7R = C	<b>Capacitance Code</b> (In pF) 2 Sig. Digits + Number of Zeros	<b>Capacitance Tolerance</b> J = ± 5%* K = ±10% M = ± 20%  *≤1μF only, contact factory for additional values	<b>Failure Rate</b> A = Not Applicable 4=Automotive	<b>Terminations</b> T = Plated Ni and Sn Z= FLEXITERM®**  *Optional termination  **See FLEXITERM® X7R section	<b>Packaging</b> 2 = 7" Reel 4 = 13" Reel  <b>Contact Factory For Multiples</b>	<b>Special Code</b> A = Std. Product
<p>NOTE: Contact factory for availability of Termination and Tolerance Options for Specific Part Numbers. Contact factory for non-specified capacitance values.</p>								
<p><b>NOTICE:</b> Specifications are subject to change without notice. All statements, information and data given herein are believed to be accurate and reliable, but are presented without guarantee or responsibility of any kind, expressed or implied. Specifications are typical and may not apply to all applications.</p>								