

## Printed-circuit board connector - MSTBP 2,5/18-ST - 1765933

Please be informed that the data shown in this PDF Document is generated from our Online Catalog. Please find the complete data in the user's documentation. Our General Terms of Use for Downloads are valid (<http://download.phoenixcontact.com>)

Plug component, Nominal current: 12 A, Rated voltage (III/2): 320 V, Number of positions: 18, Pitch: 5 mm, Connection method: Screw connection, Color: green, Contact surface: Tin



The figure shows a 10-position version of the product



### Key commercial data

Packing unit	1 PCE
GTIN	 4 017918 031961
Custom tariff number	85366990
Country of origin	POLAND

### Technical data

#### Dimensions

Pitch	5 mm
Dimension a	85 mm

#### General

Range of articles	MSTBP 2,5/..-ST
Insulating material group	I
Rated surge voltage (III/3)	4 kV
Rated surge voltage (III/2)	4 kV
Rated surge voltage (II/2)	4 kV
Rated voltage (III/3)	250 V
Rated voltage (III/2)	320 V
Rated voltage (II/2)	630 V
Connection in acc. with standard	EN-VDE

## Printed-circuit board connector - MSTBP 2,5/18-ST - 1765933

### Technical data

#### General

Nominal current $I_N$	12 A
Nominal cross section	2.5 mm <sup>2</sup>
Maximum load current	12 A (with 2.5 mm <sup>2</sup> conductor cross section)
Insulating material	PA
Inflammability class according to UL 94	V0
Internal cylindrical gage	A3
Stripping length	7 mm
Number of positions	18
Screw thread	M3
Tightening torque, min	0.5 Nm
Tightening torque max	0.6 Nm

#### Connection data

Conductor cross section solid min.	0.2 mm <sup>2</sup>
Conductor cross section solid max.	2.5 mm <sup>2</sup>
Conductor cross section stranded min.	0.2 mm <sup>2</sup>
Conductor cross section stranded max.	2.5 mm <sup>2</sup>
Conductor cross section stranded, with ferrule without plastic sleeve min.	0.25 mm <sup>2</sup>
Conductor cross section stranded, with ferrule without plastic sleeve max.	2.5 mm <sup>2</sup>
Conductor cross section stranded, with ferrule with plastic sleeve min.	0.25 mm <sup>2</sup>
Conductor cross section stranded, with ferrule with plastic sleeve max.	2.5 mm <sup>2</sup>
Conductor cross section AWG/kcmil min.	24
Conductor cross section AWG/kcmil max	12
2 conductors with same cross section, solid min.	0.2 mm <sup>2</sup>
2 conductors with same cross section, solid max.	1 mm <sup>2</sup>
2 conductors with same cross section, stranded min.	0.2 mm <sup>2</sup>
2 conductors with same cross section, stranded max.	1.5 mm <sup>2</sup>
2 conductors with same cross section, stranded, ferrules without plastic sleeve, min.	0.25 mm <sup>2</sup>
2 conductors with same cross section, stranded, ferrules without plastic sleeve, max.	1 mm <sup>2</sup>
2 conductors with same cross section, stranded, TWIN ferrules with plastic sleeve, min.	0.5 mm <sup>2</sup>
2 conductors with same cross section, stranded, TWIN ferrules with plastic sleeve, max.	1.5 mm <sup>2</sup>
Minimum AWG according to UL/CUL	30
Maximum AWG according to UL/CUL	12

# Printed-circuit board connector - MSTBP 2,5/18-ST - 1765933

## Classifications

### eCl@ss

eCl@ss 4.0	272607xx
eCl@ss 4.1	27260701
eCl@ss 5.0	27260701
eCl@ss 5.1	27260701
eCl@ss 6.0	27260704
eCl@ss 7.0	27440402
eCl@ss 8.0	27440402

### ETIM

ETIM 3.0	EC001121
ETIM 4.0	EC002638
ETIM 5.0	EC002638

### UNSPSC

UNSPSC 6.01	30211810
UNSPSC 7.0901	39121409
UNSPSC 11	39121409
UNSPSC 12.01	39121409
UNSPSC 13.2	39121409

## Approvals

### Approvals

---

#### Approvals

CSA / UL Recognized / VDE Gutachten mit Fertigungsüberwachung / cUL Recognized / GOST / IECCE CB Scheme / GOST / CCA / cULus Recognized

---

#### Ex Approvals

---

#### Approvals submitted

---

#### Approval details

# Printed-circuit board connector - MSTBP 2,5/18-ST - 1765933


## Approvals

CSA 

	B	D
mm <sup>2</sup> /AWG/kcmil	28-12	28-12
Nominal current I <sub>N</sub>	10 A	10 A
Nominal voltage U <sub>N</sub>	300 V	300 V

UL Recognized 

	B	D
mm <sup>2</sup> /AWG/kcmil	30-12	30-12
Nominal current I <sub>N</sub>	15 A	10 A
Nominal voltage U <sub>N</sub>	300 V	300 V

VDE Gutachten mit Fertigungsüberwachung 

mm <sup>2</sup> /AWG/kcmil	0.2-2.5
Nominal current I <sub>N</sub>	12 A
Nominal voltage U <sub>N</sub>	250 V


cUL Recognized 


	B	D
mm <sup>2</sup> /AWG/kcmil	30-12	30-12
Nominal current I <sub>N</sub>	15 A	10 A
Nominal voltage U <sub>N</sub>	300 V	300 V

GOST 


# Printed-circuit board connector - MSTBP 2,5/18-ST - 1765933

## Approvals

IECEE CB Scheme 	
mm <sup>2</sup> /AWG/kcmil	0.2-2.5
Nominal current I <sub>N</sub>	12 A
Nominal voltage U <sub>N</sub>	250 V

GOST 	
--	--

CCA	
mm <sup>2</sup> /AWG/kcmil	0.2-2.5
Nominal current I <sub>N</sub>	12 A
Nominal voltage U <sub>N</sub>	250 V

cULus Recognized 	
--	--

## Accessories

### Additional products

Base strip - MSTBW 2,5/18-G - 1735950

Header, Nominal current: 12 A, Rated voltage (III/2): 320 V, Number of positions: 18, Pitch: 5 mm, Color: green, Contact surface: Tin, Assembly: Soldering



Base strip - MSTBVA 2,5/18-G - 1755668

Header, Nominal current: 12 A, Rated voltage (III/2): 320 V, Number of positions: 18, Pitch: 5 mm, Color: green, Contact surface: Tin, Assembly: Soldering



## Printed-circuit board connector - MSTBP 2,5/18-ST - 1765933

### Accessories

---

#### Base strip - MSTBV 2,5/18-G - 1753754



Header, Nominal current: 12 A, Rated voltage (III/2): 320 V, Number of positions: 18, Pitch: 5 mm, Color: green, Contact surface: Tin, Assembly: Soldering

---

#### Base strip - MSTB 2,5/18-G - 1754753



Header, Nominal current: 12 A, Rated voltage (III/2): 320 V, Number of positions: 18, Pitch: 5 mm, Color: green, Contact surface: Tin, Assembly: Soldering

---

#### Base strip - EMSTBA 2,5/18-G - 1900002



Header, Nominal current: 12 A, Rated voltage (III/2): 320 V, Number of positions: 18, Pitch: 5 mm, Color: green, Contact surface: Tin, Assembly: Press-in

---

#### Base strip - EMSTBVA 2,5/18-G - 1915026



Header, Nominal current: 12 A, Rated voltage (III/2): 320 V, Number of positions: 18, Pitch: 5 mm, Color: green, Contact surface: Tin, Assembly: Press-in

---

#### Base strip - MSTBA 2,5/18-G-LA - 1770643



Header, Nominal current: 12 A, Rated voltage (III/2): 320 V, Number of positions: 18, Pitch: 5 mm, Color: green, Contact surface: Tin, Assembly: Soldering

---

## Printed-circuit board connector - MSTBP 2,5/18-ST - 1765933

### Accessories

#### Base strip - MSTBA 2,5/18-G - 1757624

Header, Nominal current: 12 A, Rated voltage (III/2): 320 V, Number of positions: 18, Pitch: 5 mm, Color: green, Contact surface: Tin, Assembly: Soldering



---

#### Base strip - MSTB 2,5/18-G-LA - 1768341

Header, Nominal current: 12 A, Rated voltage (III/2): 320 V, Number of positions: 18, Pitch: 5 mm, Color: green, Contact surface: Tin, Assembly: Soldering



---

#### Base strip - MDSTBV 2,5/18-G1 - 1763016

Header, Nominal current: 10 A, Rated voltage (III/2): 320 V, Number of positions: 18, Pitch: 5 mm, Color: green, Contact surface: Tin, Assembly: Soldering, In combination with MVSTB or FKCV plug components, both an MVSTBW (or FKCVW) and an MVSTBR plug (or FKCVR) must be used. Combination with TMSTBP plug components is not possible!



---

#### Base strip - MDSTB 2,5/18-G1 - 1762855

Header, Nominal current: 10 A, Rated voltage (III/2): 320 V, Number of positions: 18, Pitch: 5 mm, Color: green, Contact surface: Tin, Assembly: Soldering, In combination with MVSTB or FKCV plug components, both an MVSTBW (or FKCVW) and an MVSTBR plug (or FKCVR) must be used. Combination with TMSTBP plug components is not possible!



---

#### Base strip - SMSTBA 2,5/18-G - 1769968

Header, Nominal current: 12 A, Rated voltage (III/2): 320 V, Number of positions: 18, Pitch: 5 mm, Color: green, Contact surface: Tin, Assembly: Soldering



## Printed-circuit board connector - MSTBP 2,5/18-ST - 1765933

### Accessories

Base strip - SMSTB 2,5/18-G - 1769395

Header, Nominal current: 12 A, Rated voltage (III/2): 320 V, Number of positions: 18, Pitch: 5 mm, Color: green, Contact surface: Tin, Assembly: Soldering



### Drawings

Dimensioned drawing

