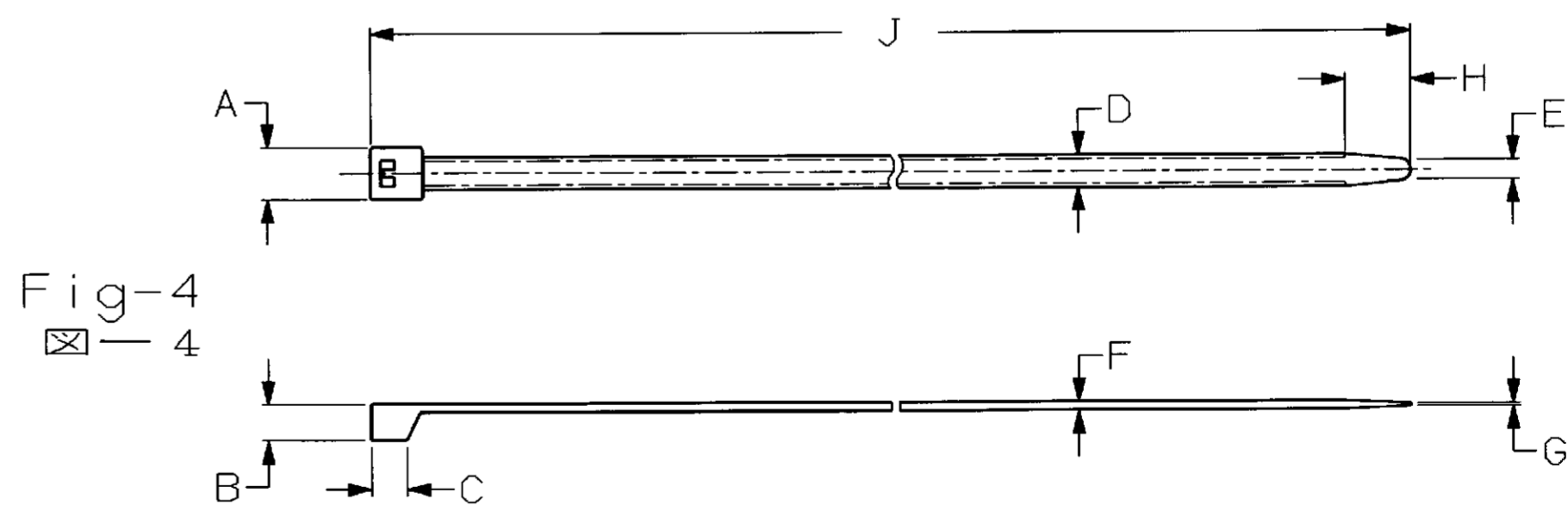
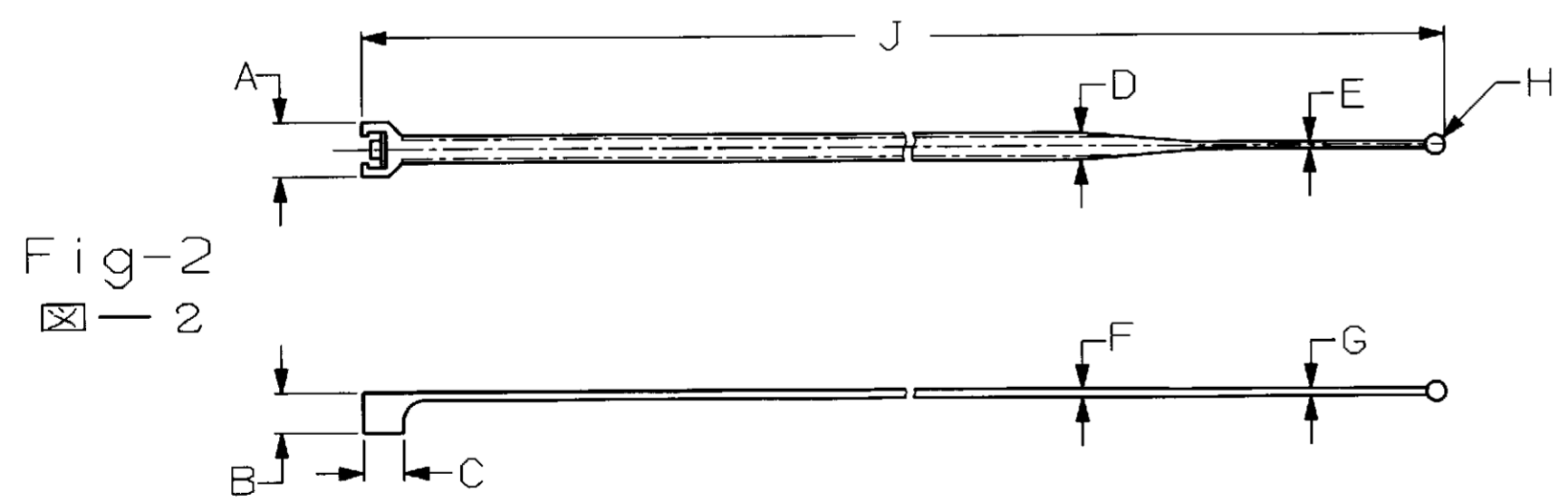
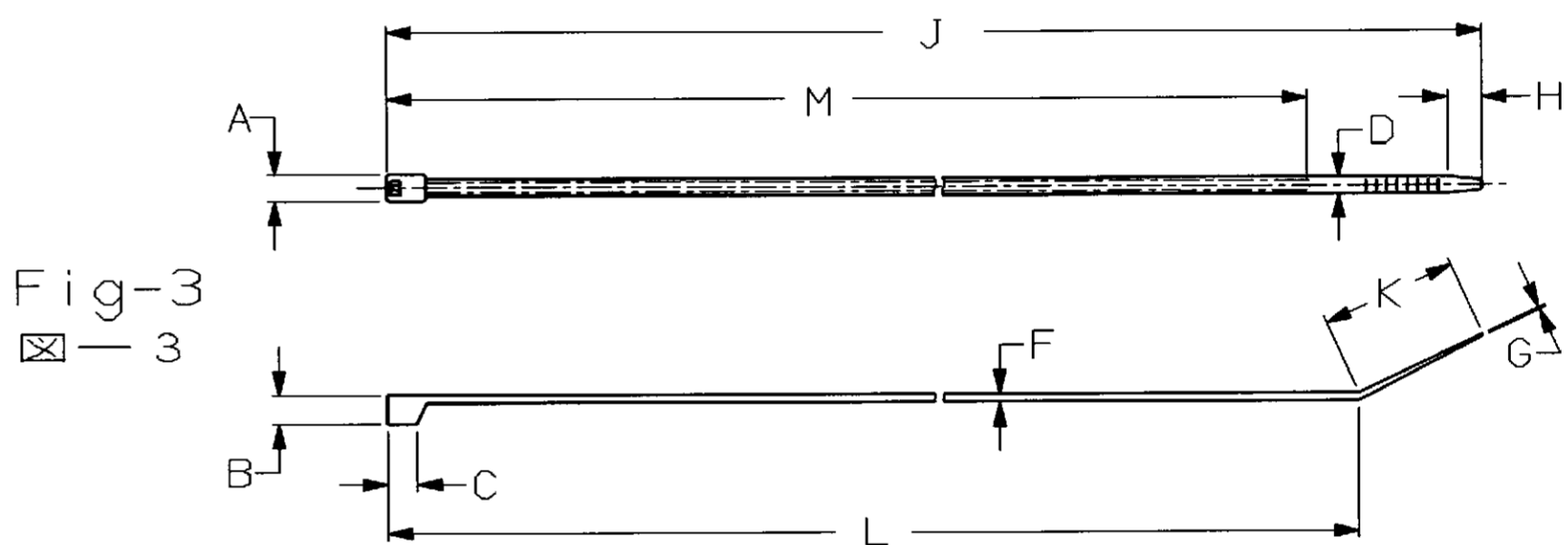
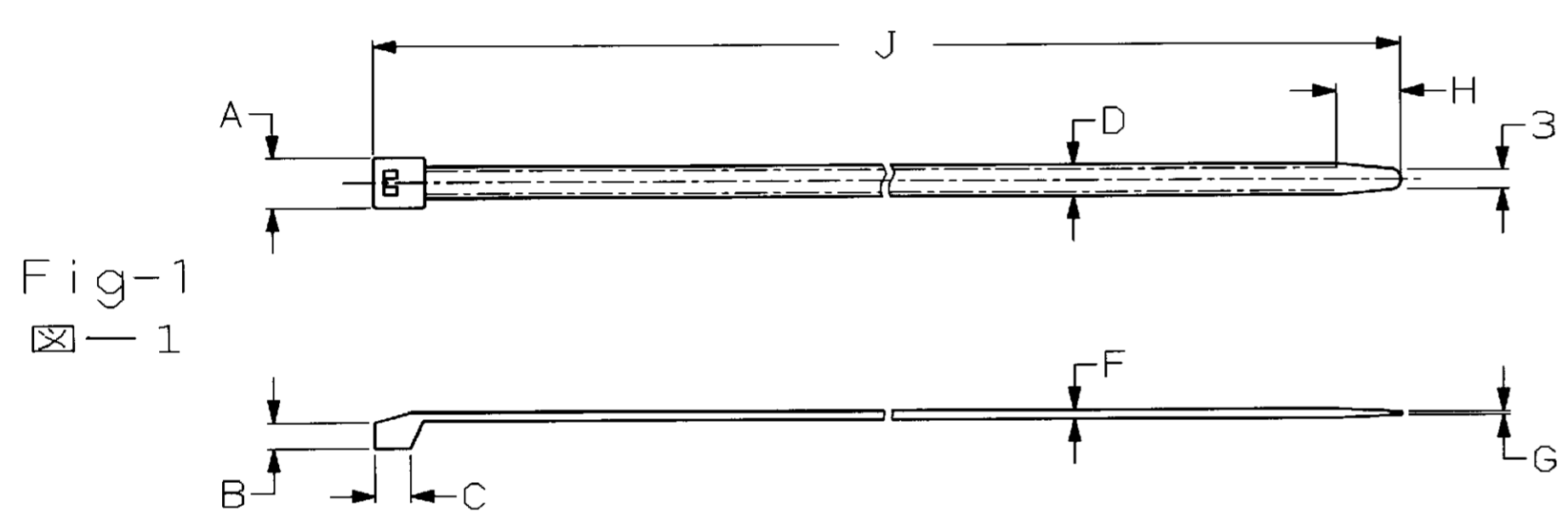


REVOLUTIONS		変更	ECN	DATE	DWN	APVD
J						
M	REDRAWN W/CHANGE	FJ00-0601-98	30 MAR 98	AY	AB	
M1	ECO-10-000030		05 JAN 10	KK	AEG	
M2	REVISED PER ECR-19-001123		27 JUN 19	Y.O	E.T	

AMP PARTS NUMBER 型番	DIA 束線径 mm	Fig 図	DIMENSION 寸法													
			A	B	C	D	E	F	G	H	J	K	L	M		
M2 4 OBSOLETE 1	171353-1	1~21	3	4.4	4.1	4.3	2.5	1.5	1.15	0.7	5.0	100.0	19.0	82.0	75.0	
2	171353-2	2~32	2	6.8	4.5	5.0	3.3	∅0.9	1.3	∅0.9	∅2.5	154.0	—	—	—	
3	171353-3	3~37	4	6.0	5.0	5.0	3.4	2.4	1.2	0.4	7.0	145.0	—	—	—	
4	171353-4	3~44	2	7.5	5.8	5.8	4.0	∅1.0	1.2	∅1.0	∅2.8	186.0	—	—	—	
5	171353-5	3~50	1	7.0	4.0	5.5	4.0	2.0	1.15	0.3	7.0	185.0	—	—	—	
6	171353-6	3~50	1	7.6	5.5	5.5	4.5	3.0	1.3	0.4	10.0	185.0	—	—	—	
7	171353-7	10~100	4	8.0	5.5	5.5	5.0	3.0	1.3	0.4	12.0	365.0	—	—	—	
4 OBSOLETE 8	171353-8	10~100	4	11.8	7.3	7.0	7.8	5.0	2.0	0.6	10.0	365.0	—	—	—	
9	171353-9	3~50	4	7.6	5.5	5.5	4.5	3.0	1.3	0.4	10.0	185.0	—	—	—	
△ 10	1-171353-1	1~21	3	4.4	4.1	4.3	2.5	1.5	1.15	0.7	5.0	100.0	19.0	82.0	75.0	
△ 11	1-171353-2	1~21	3	4.4	4.1	4.3	2.5	1.5	1.15	0.7	5.0	100.0	19.0	82.0	75.0	
12	1-171353-3	1.6~19	3	4.8	4.0	4.4	2.5	—	1.2	—	—	101.5	—	—	—	



- △ 1-171353-1 : DYED BLACK
- △ 1-171353-2 : UL94V-0
- △ OBSOLETE PARTS
- △ 1-171353-1は 黒色に染色。
- △ 1-171353-2は 難燃性 UL-94V-0.

THIS DRAWING IS A CONTROLLED DOCUMENT FOR AMP INCORPORATED. IT IS SUBJECT TO CHANGE AND THE CONTROLLING ENGINEERING ORGANIZATION SHOULD BE CONTACTED FOR THE LATEST REVISION.		DWN A. Yamaguchi 30 MAR 98	INSULATION DIA 被覆外径
DIMENSIONS 単位 純 mm		CHK APVD 30 MAR 98	TE Connectivity
TOLERANCES UNLESS OTHERWISE SPECIFIED 一般公差 ±0.4		NAME SK バインダー ケーブル タイ	RESTRICTED TO
MATERIAL 材料 66 ナイロン PA66		PRODUCT SPEC 製品規格	SIZE CAGE CODE DRAWING NO A2 00779 C-171353
FINISH 仕上		APPLICATION SPEC 取付適用規格	SCALE 尺度 1:1
CUSTOMER DRAWING		WEIGHT	SHEET OF REV M2