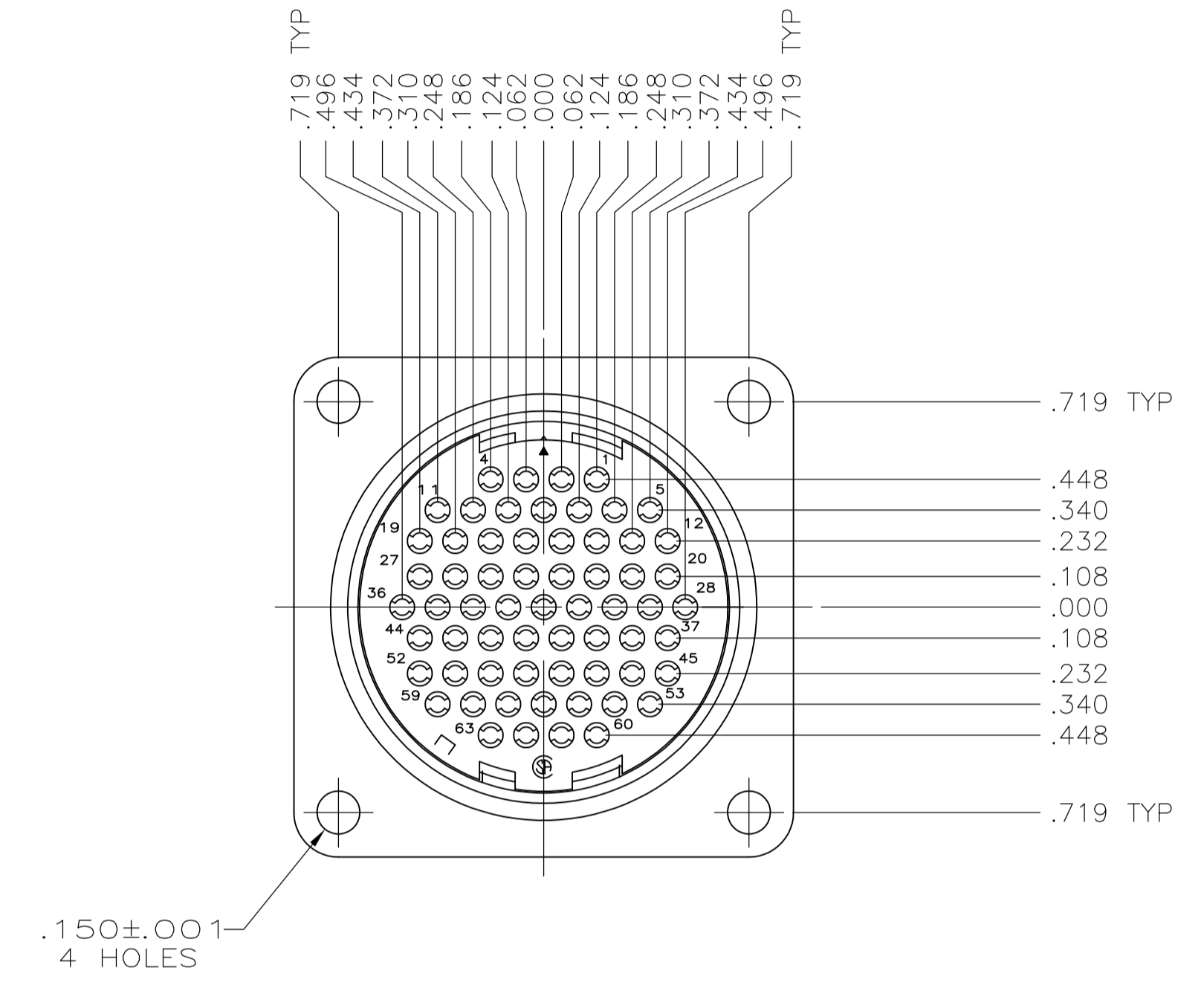
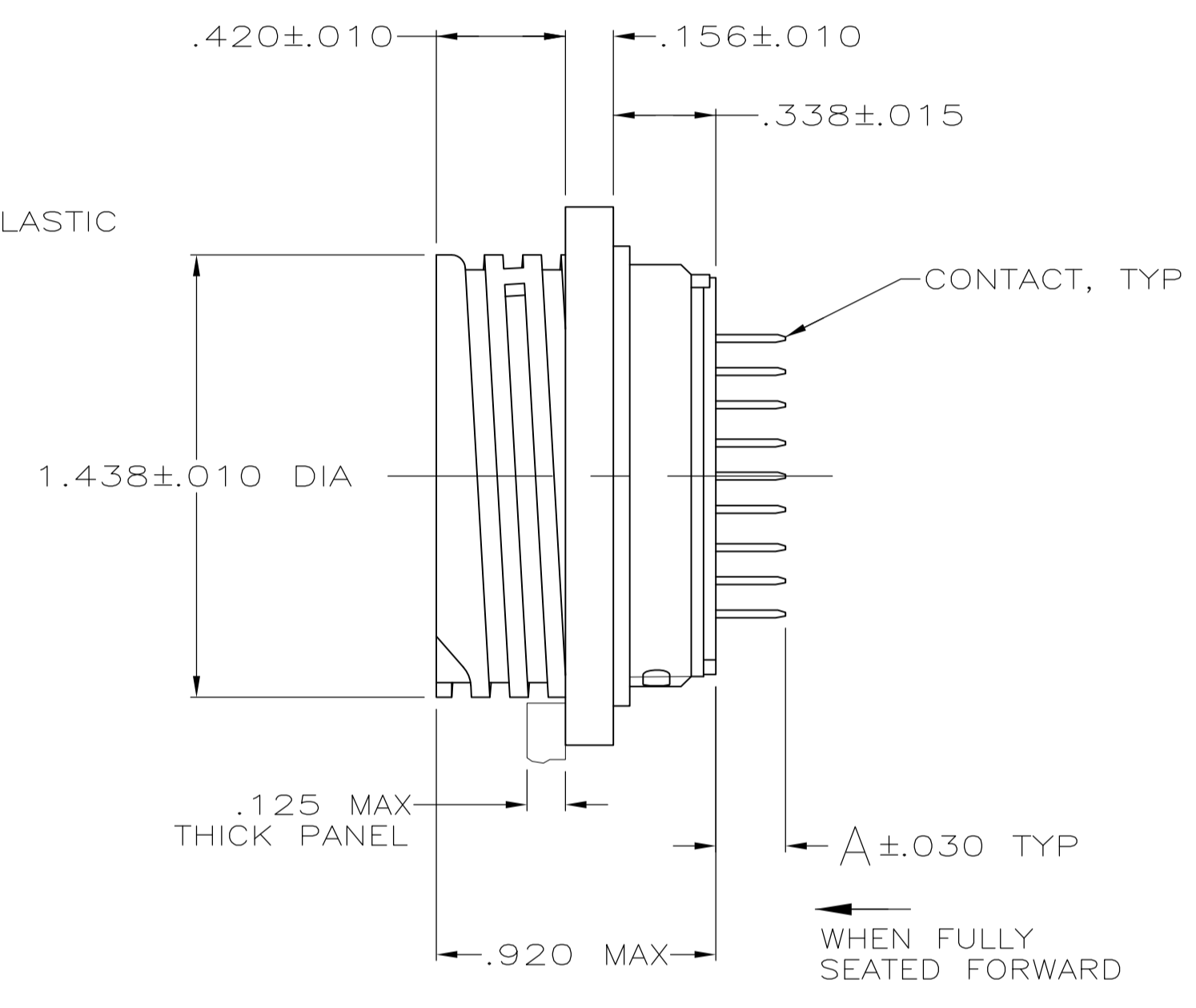
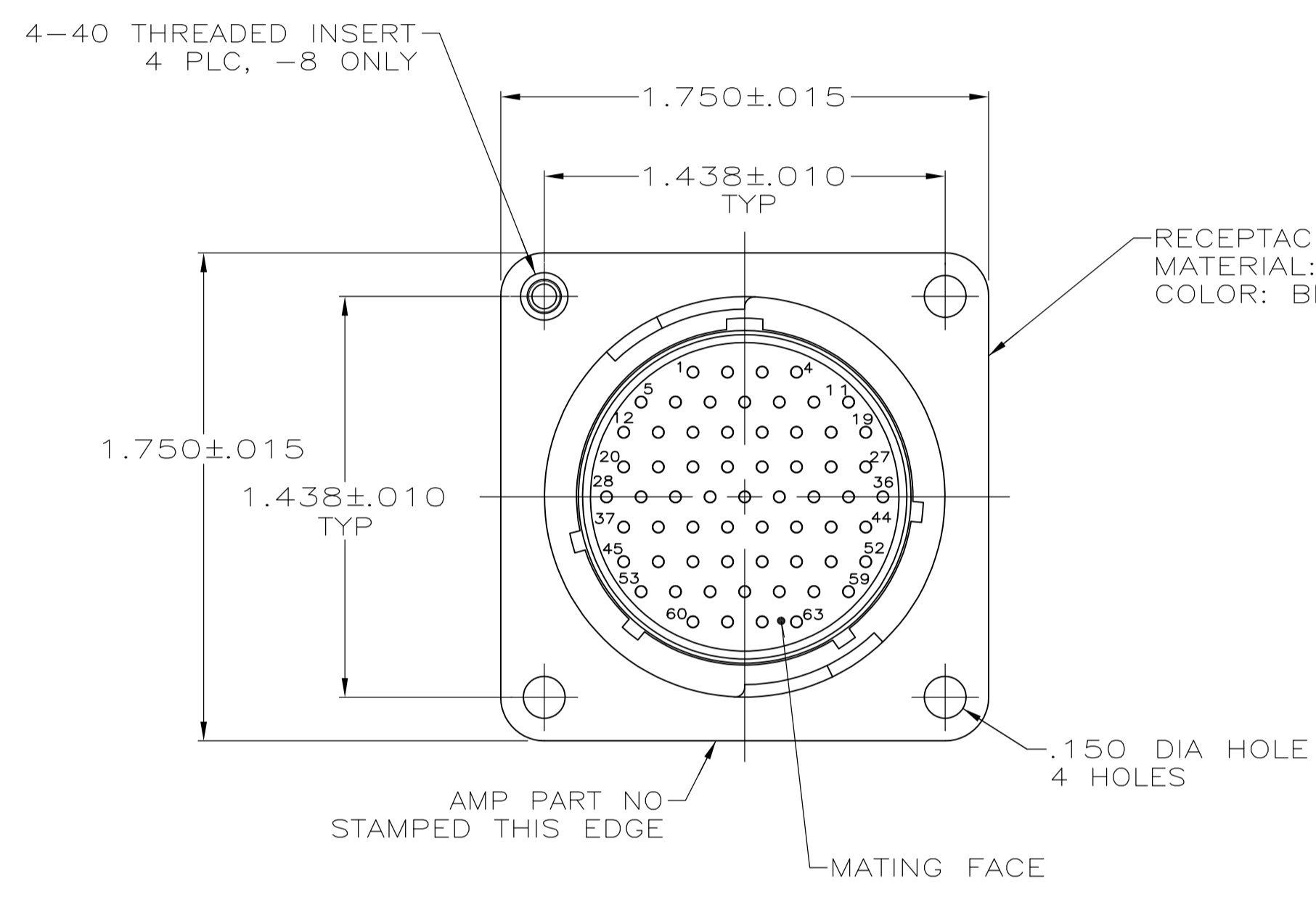


REVISIONS					
P	LTR	DESCRIPTION	DATE	DMN	APVD
U1		REVISED PER ECO-16-004800	12SEP2016	NK	MZ
V		REVISED PER ECO-17-004657	06APR2017	BDA	MZ

- 1 CONTACT CAVITIES IDENTIFIED BY CHARACTERS ON FRONT AND REAR OF CONNECTOR.
- △ .000030 MIN GOLD FOR A LENGTH OF .200 MIN FROM MATING END, .000100 MIN TIN-LEAD FOR A LENGTH OF DIMENSION "A" FROM OPPOSITE END, ALL OVER .000050 MIN NICKEL.
- 3 RECOMMENDED PC BOARD HOLE SIZE FOR CONTACT POST = 1.02±0.08[.040±.003] DIA.
- △ .000030 MIN GOLD FOR A LENGTH OF .200 MIN FROM MATING END, .000100 MIN TIN FOR A LENGTH OF DIMENSION "A" FROM OPPOSITE END, ALL OVER .000050 MIN NICKEL.



△	NO	.227	1-206455-2
△	NO	.449	1-206455-1
△	YES	.671	206455-9
△	YES	.449	206455-8
△	NO	.671	206455-7
△	NO	.227	206455-3
△	NO	.227	206455-2
△	NO	.449	206455-1

CONTACT FINISH	4-40 THREADED INSERTS	A	PART NUMBER

THIS DRAWING IS A CONTROLLED DOCUMENT.

DIMENSIONS: INCHES	TOLERANCES UNLESS OTHERWISE SPECIFIED:	DIN	5-30-91
0 PLC	± -	J. GALLUCCI	4-14-92
1 PLC	± -	W. G. LENKER	4-14-92
2 PLC	± -	K. BEAVER	4-14-92
3 PLC	± .005		
4 PLC	± -		
ANGLES	± -		

MATERIAL: SEE CALLOUT

FINISH: -

WEIGHT: A1

SIZE: A1

CAGE CODE: 00779

DRAWING NO: 206455

RESTRICTED TO: -

CUSTOMER DRAWING

SCALE: 2:1

SHEET: 1 OF 1

REV: V

STE TE Connectivity

RECEPTACLE ASSEMBLY, POSTED, STD SEX, SERIES 1, 23-63, CPC

108-10024