



# BC846BS-AU / BC847AS-AU

## NPN GENERAL PURPOSE TRANSISTORS

**VOLTAGE** 45/65 Volt **POWER** 250 mWatt

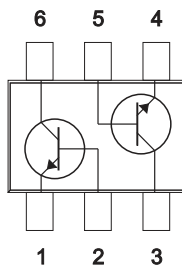
### FEATURES

- General purpose amplifier applications
- NPN epitaxial silicon, planar design
- Collector current  $I_c = 100\text{mA}$
- AEC-Q101 qualified
- Lead free in compliance with EU RoHS 2.0
- Green molding compound as per IEC 61249 standard

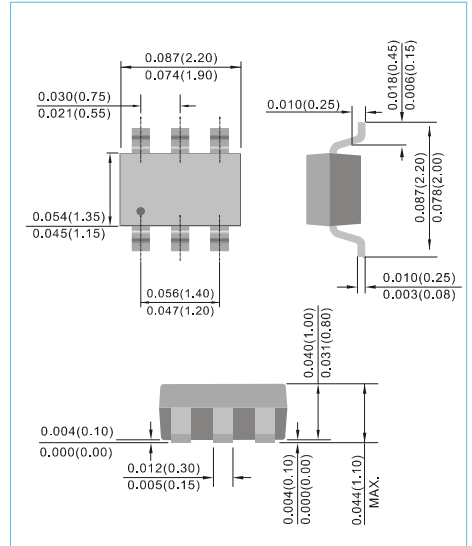
### MECHANICAL DATA

- Case: SOT-363, Plastic
- Terminals: Solderable per MIL-STD-750, Method 2026
- Approx. Weight: 0.0002 ounces, 0.006 grams
- Marking:

BC846BS-AU=46S    BC847AS-AU=47A



### SOT-363 Unit : inch(mm)



### ABSOLUTE RATINGS

Parameter	Symbol	Value	Units
Collector - Emitter Voltage	$V_{CE0}$	65 45	V
Collector - Base Voltage	$V_{CB0}$	80 50	V
Emitter - Base Voltage	$V_{EB0}$	6.0	V
Collector Current - Continuous	$I_c$	100	mA

### THERMAL CHARACTERISTICS

Parameter	Symbol	Value	Units
Max Power Dissipation	$P_{TOT}$	250	mW
Junction Temperature	$T_J$	-55 to 150	°C
Storage Temperature	$T_{STG}$	-55 to 150	°C



# BC846BS-AU / BC847AS-AU

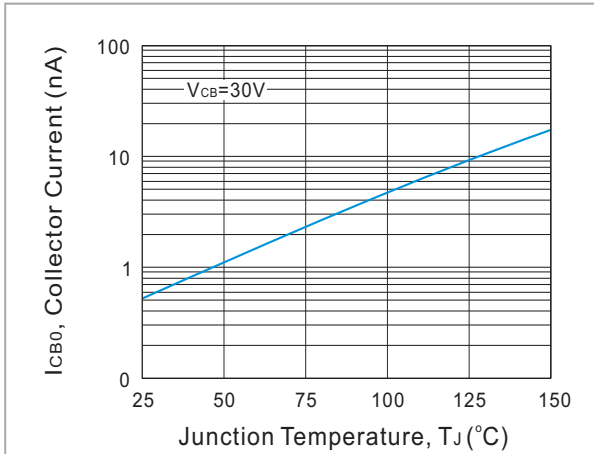
## ELECTRICAL CHARACTERISTICS

Parameter	Symbol	Test Condition	MIN.	TYP.	MAX.	Units
Collector - Emitter Breakdown Voltage BC846BS-AU BC847AS-AU	$V_{(BR)CEO}$	$I_C=10mA, I_B=0$	65 45	-	-	V
Collector - Base Breakdown Voltage BC846BS-AU BC847AS-AU	$V_{(BR)CBO}$	$I_C=10\mu A, I_E=0$	80 50	-	-	V
Emitter - Base Breakdown Voltage	$V_{(BR)EBO}$	$I_E=1\mu A, I_C=0$	6	-	-	V
Emitter-Base Cutoff Current	$I_{EBO}$	$V_{EB}=5$	-	-	100	nA
Collector-Base Cutoff Current	$I_{CBO}$	$V_{CB}=30V, I_E=0$ $V_{CB}=30V, I_E=0, T_J=150^{\circ}C$	-	-	15 5	nA uA
DC Current Gain BC846BS-AU BC847AS-AU	$h_{FE}$	$I_C=10\mu A, V_{CE}=5V$	-	150 90	-	-
DC Current Gain BC846BS-AU BC847AS-AU	$h_{FE}$	$I_C=2mA, V_{CE}=5V$	200 110	290 180	450 220	-
Collector - Emitter Saturation Voltage	$V_{CE(SAT)}$	$I_C=10mA, I_B=0.5mA$ $I_C=100mA, I_B=5mA$	- -	55 200	100 300	mV
Base - Emitter Saturation Voltage	$V_{BE(SAT)}$	$I_C=10mA, I_B=0.5mA$ $I_C=100mA, I_B=5mA$	-	0.7 0.9	-	V
Base - Emitter Turn on Voltage	$V_{BE(ON)}$	$I_C=2mA, V_{CE}=5V$ $I_C=10mA, V_{CE}=5V$	0.58 -	0.66 -	0.7 0.77	V
Collector - Base Capacitance	$C_{CBO}$	$V_{CB}=10V, I_E=0, f=1MHz$	-	-	4.5	pF

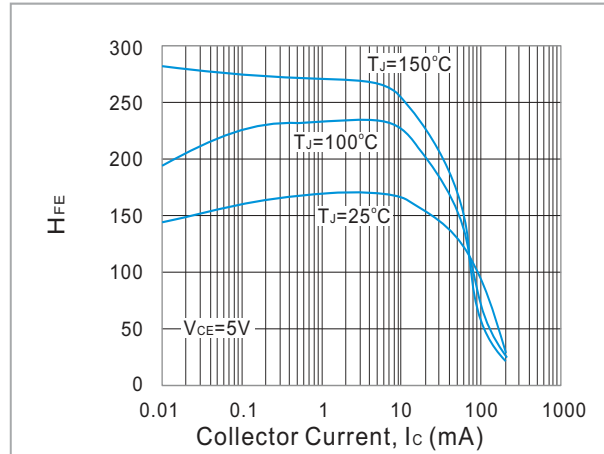


# BC846BS-AU / BC847AS-AU

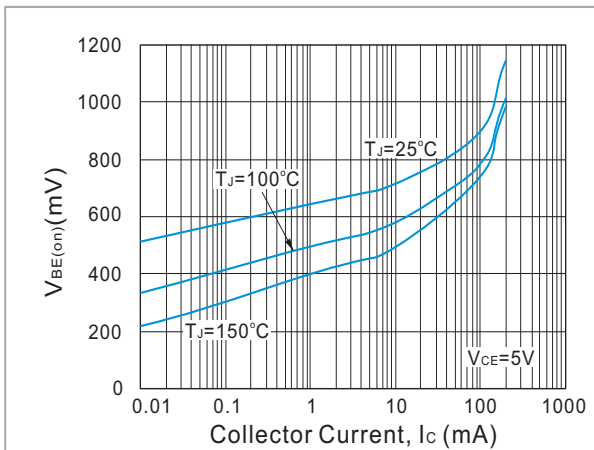
## ELECTRICAL CHARACTERISTICS CURVE



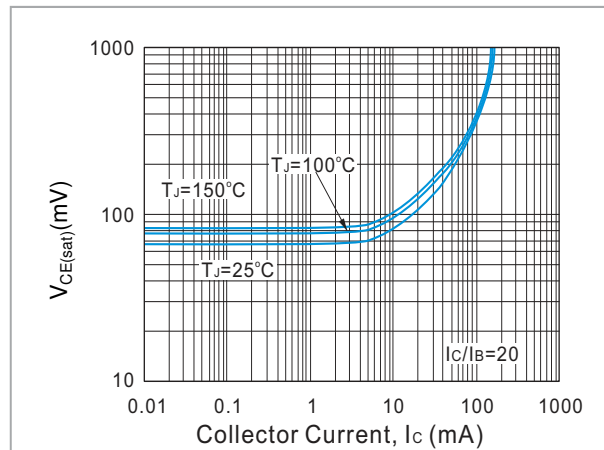
**Fig. 1. Typical  $I_{CBO}$  vs. Junction Temperature**



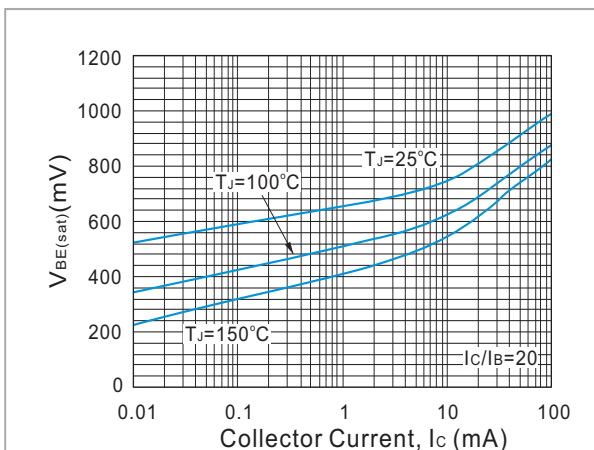
**Fig. 2. Typical  $h_{FE}$  vs. Collector Current**



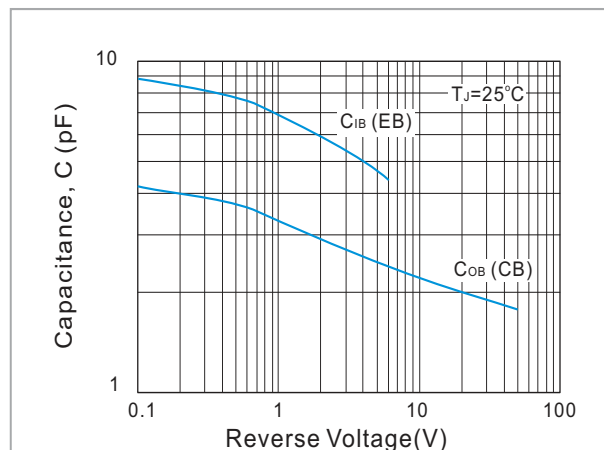
**Fig. 3. Typical  $V_{BE(on)}$  vs. Collector Current**



**Fig. 4. Typical  $V_{CE(sat)}$  vs. Collector Current**



**Fig. 5. Typical Capacitances vs. Reverse Voltage**

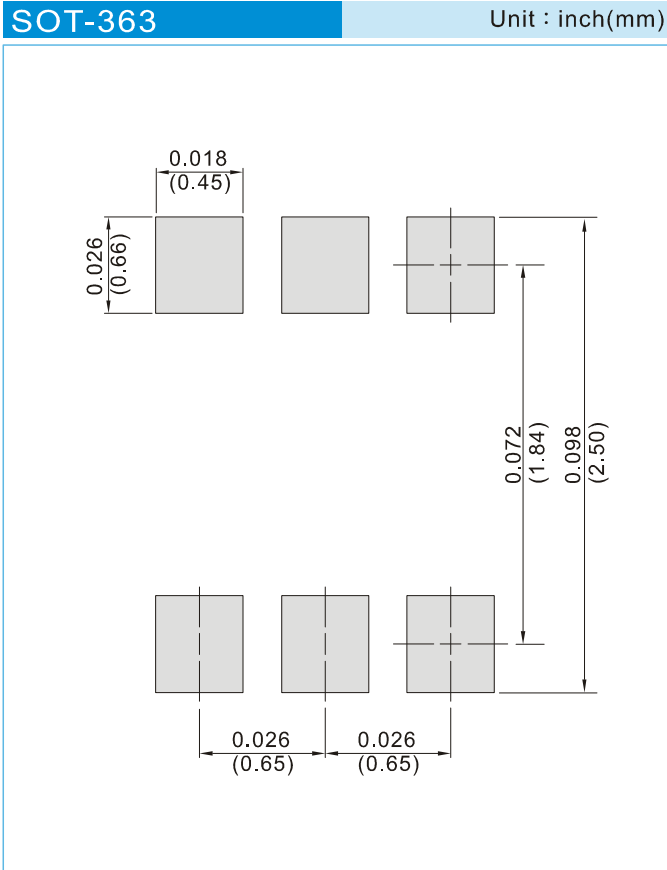


**Fig. 6. Typical Capacitances vs. Reverse Voltage**



# BC846BS-AU / BC847AS-AU

## MOUNTING PAD LAYOUT



## ORDER INFORMATION

- Packing information  
T/R - 10K per 13" plastic Reel  
T/R - 3K per 7" plastic Reel



# BC846BS-AU / BC847AS-AU

## Part No\_packing code\_Version

BC846BS-AU\_R1\_000A1

BC846BS-AU\_R2\_000A1

For example :

**RB500V-40** **R2** **00001**



Packing Code <b>XX</b>				Version Code <b>XXXXX</b>		
Packing type	1 <sup>st</sup> Code	Packing size code	2 <sup>nd</sup> Code	HF or RoHS	1 <sup>st</sup> Code	2 <sup>nd</sup> ~5 <sup>th</sup> Code
Tape and Ammunition Box (T/B)	<b>A</b>	N/A	<b>0</b>	<b>HF</b>	<b>0</b>	serial number
Tape and Reel (T/R)	<b>R</b>	7"	<b>1</b>	<b>RoHS</b>	<b>1</b>	serial number
Bulk Packing (B/P)	<b>B</b>	13"	<b>2</b>			
Tube Packing (T/P)	<b>T</b>	26mm	<b>X</b>			
Tape and Reel (Right Oriented) (TRR)	<b>S</b>	52mm	<b>Y</b>			
Tape and Reel (Left Oriented) (TRL)	<b>L</b>	PANASERT T/B CATHODE UP (PBCU)	<b>U</b>			
FORMING	<b>F</b>	PANASERT T/B CATHODE DOWN (PBCD)	<b>D</b>			



## BC846BS-AU / BC847AS-AU

---

### Disclaimer

- Reproducing and modifying information of the document is prohibited without permission from Panjit International Inc..
- Panjit International Inc. reserves the rights to make changes of the content herein the document anytime without notification. Please refer to our website for the latest document.
- Panjit International Inc. disclaims any and all liability arising out of the application or use of any product including damages incidentally and consequentially occurred.
- Panjit International Inc. does not assume any and all implied warranties, including warranties of fitness for particular purpose, non-infringement and merchantability.
- Applications shown on the herein document are examples of standard use and operation. Customers are responsible in comprehending the suitable use in particular applications. Panjit International Inc. makes no representation or warranty that such applications will be suitable for the specified use without further testing or modification.
- The products shown herein are not designed and authorized for equipments relating to human life and for any applications concerning life-saving or life-sustaining, such as medical instruments, aerospace machinery et cetera. Customers using or selling these products for use in such applications do so at their own risk and agree to fully indemnify Panjit International Inc. for any damages resulting from such improper use or sale.
- Since Panjit uses lot number as the tracking base, please provide the lot number for tracking when complaining.