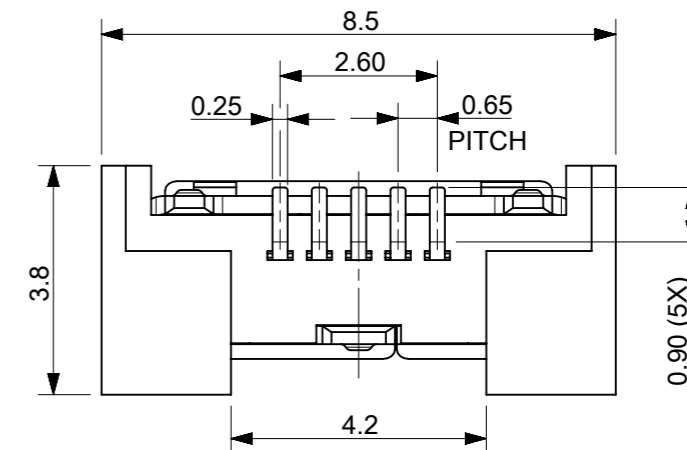
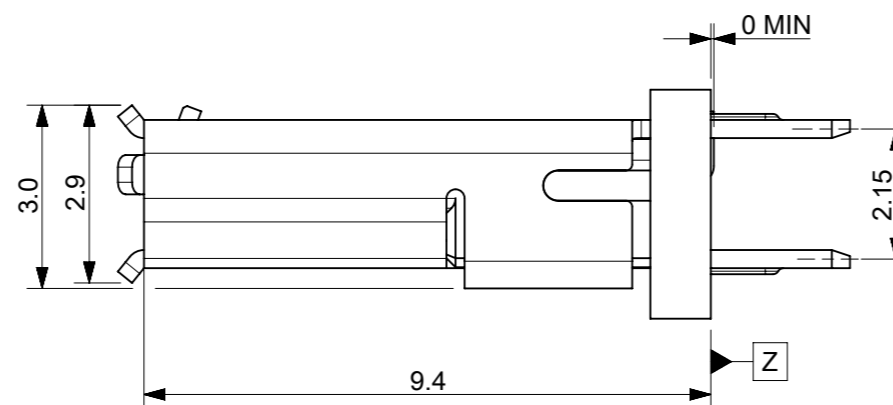
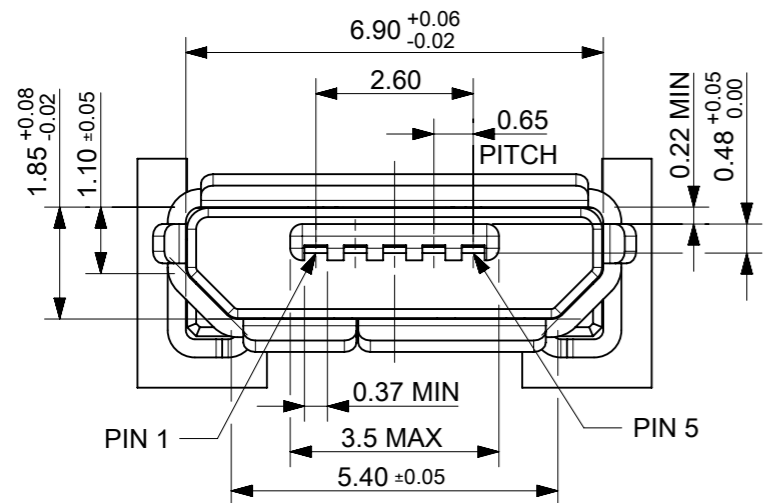


RECOMMENDED PCB LAYOUT (THICKNESS: 1.6mm)
GENERAL TOLERANCE: ±0.05

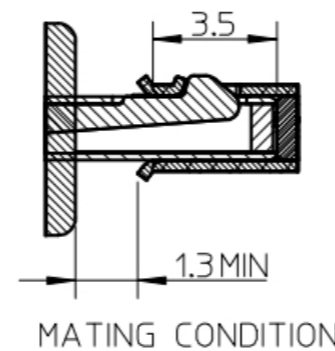


PIN	NAME
5	GND
4	ID
3	D+
2	D-
1	VBUS

PART NUMBER 105133-0031

NOTES:

- MATERIAL:
HOUSING & COVER: HIGH TEMPERATURE THERMOPLASTIC, BLACK, UL94V-0;
TERMINAL: COPPER ALLOY, THICKNESS: 0.15mm;
SHELL: STAINLESS STEEL, THICKNESS: 0.30mm.
- PLATING:
TERMINAL: CONTACT AREA: MINIMUM 0.75 MICRON GOLD;
SOLDER TAIL AREA: GOLD FLASH;
UNDER PLATING: NICKEL 2.0 MICRON MINIMUM.
SHELL: 1.27 MICRON MINIMUM SOLDERABLE NICKEL PLATING OVER ALL.
- TAIL COPLANARITY 0.08mm MAXIMUM.
- PRODUCT SPECIFICATION: PS-105133-001.
- PACKAGE SPECIFICATION: PK-105133-003.



THIS DRAWING CONTAINS INFORMATION THAT IS PROPRIETARY TO MOLEX ELECTRONIC TECHNOLOGIES, LLC AND SHOULD NOT BE USED WITHOUT WRITTEN PERMISSION													
DIMENSION UNITS		SCALE		CURRENT REV DESC:									
mm		NTS											
GENERAL TOLERANCES (UNLESS SPECIFIED)				<p>molex</p> <p>SALES DRAWING FOR USB MICRO-B, VERTICAL TYPE</p> <p>PRODUCT CUSTOMER DRAWING</p>									
ANGULAR TOL ± 3.0°													
4 PLACES ±		EC NO: 678130								2021/10/28			
3 PLACES ±		DRWN: XQZHANG								2022/06/08			
2 PLACES ± 0.2		CHK'D: AYIN								2022/06/08			
1 PLACE ± 0.25		APPR: AYIN											
0 PLACES ±		INITIAL REVISION:											
DRAFT WHERE APPLICABLE MUST REMAIN WITHIN DIMENSIONS		THIRD ANGLE PROJECTION		DRAWING		SERIES		MATERIAL NUMBER					
		A3-SIZE		105133		SEE TABLE		GENERAL MARKET					
DOCUMENT STATUS		P1		RELEASE DATE		2022/06/08 02:43:34		SD-105133-031					
								PSD 001 B					
								SHEET NUMBER					
								1 OF 1					