



DMS-BZL Series bezel assemblies provide a secure, cosmetically pleasing method for panel mounting all DMS-20, DMS-30, and DMS-40 digital panel meters. Four bezel assemblies are available: DMS-BZL1-C and DMS-BZL2-C (with sealing gasket) for all DMS-30 and DMS-40 Series meters; and DMS-BZL3-C and DMS-BZL4-C (with sealing gasket) for all DMS-20 Series meters. All four bezels are made from rugged, black ABS plastic and are supplied with threaded metallic screws and inserts, ensuring a secure, vibrationresistant installation. Please refer to the individual product data sheets and Application Note DMS-AN16, titled "Typical Meter Installations," for more information: <http://www.murata-ps.com/data/meters/dms-an16.pdf>

MECHANICAL SPECIFICATIONS

Material:	UL 94V-0 ABS black plastic with four #2-56 threaded brass inserts
Screws:	#2-56 thread, stainless steel, 0.187(4.75)L
Screw Torque-Rating:	15 to 20 ozf-in (0.106 to 0.140 N-m)
Max. Panel Thickness*:	0.090(2.29) with supplied screws
Operating Temperature:	-40 to +75°C
Weight:	
DMS-BZL1-C	0.28 oz (8g)
DMS-BZL2-C	0.32 oz (9g)
DMS-BZL3-C	0.25 oz (7g)
DMS-BZL4-C	0.28 oz (8g)

* All four DMS-BZL Series bezel assemblies can be installed in panels up to 0.090 inches thick (2.29mm) with the factory supplied screws. Thicker panels can be accommodated by using longer user-supplied screws, which, when installed, do not exceed the brass insert's 0.156-inch (3.96mm) thread depth. Please note DMS brass retaining clips (supplied at no charge with most standard DMS Series meters) cannot be used with DMS-BZL Series bezels.

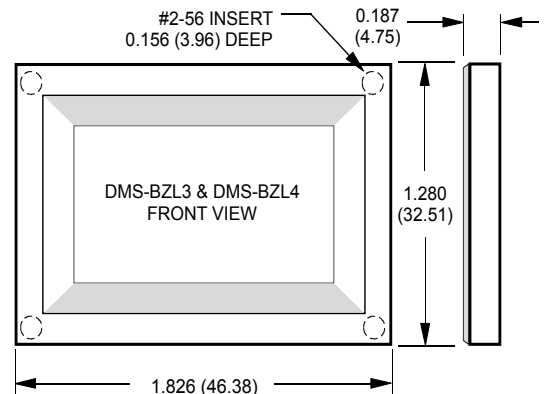
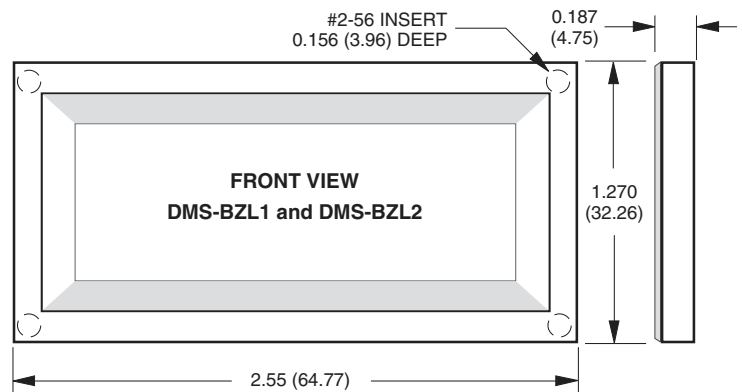
ORDERING INFORMATION

DMS-BZL1-C	DMS-30/40 bezel assembly
DMS-BZL2-C	DMS-30/40 bezel assembly with EPDM rubber gasket
DMS-BZL3-C	DMS-20 bezel assembly
DMS-BZL4-C	DMS-20 bezel assembly with EPDM rubber gasket

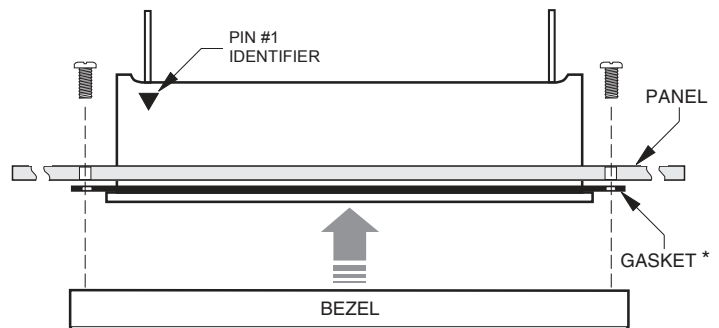
See www.murata-ps.com/dpm-availability for model-specific availability.



BEZEL DIMENSIONS



BEZEL INSTALLATION

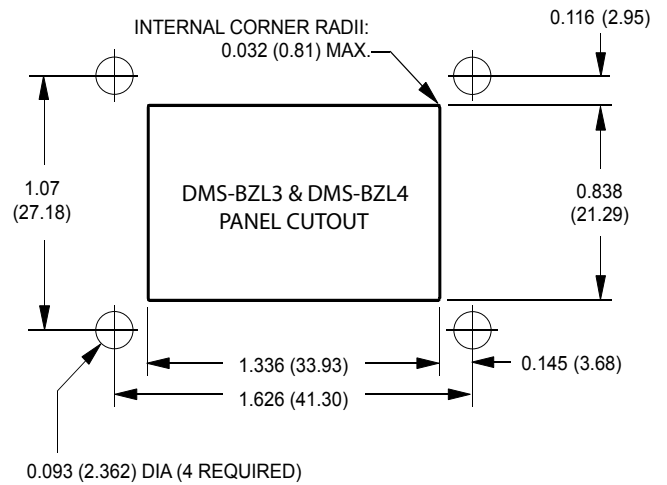
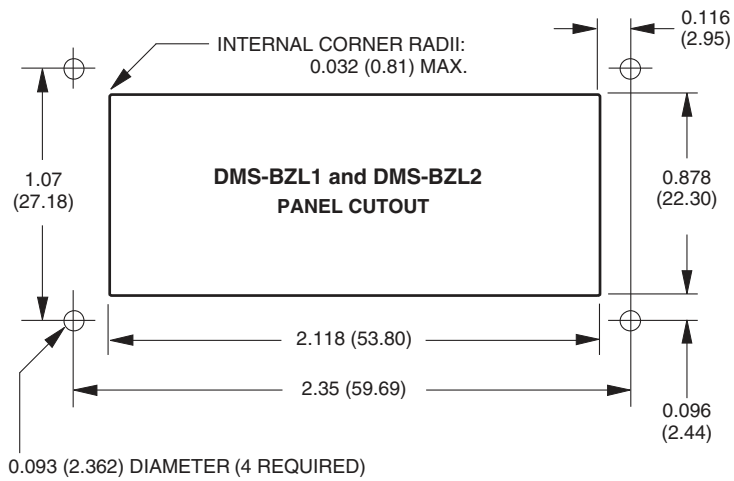


*Sealing gasket is optional on DMS-BZL2-C and DMS-BZL4-C

RECOMMENDED DRILL AND PANEL CUTOUT

Inches (mm) tolerances:

2 PL Dec. ± 0.02 (± 0.51) 3PL DEC ± 0.010 (± 0.254)



Murata Power Solutions, Inc.
ISO 9001 and 14001 REGISTERED



This product is subject to the following operating requirements and the Life and Safety Critical Application Sales Policy:
Refer to: <http://www.murata-ps.com/requirements/>

Murata Power Solutions, Inc. makes no representation that the use of its products in the circuits described herein, or the use of other technical information contained herein, will not infringe upon existing or future patent rights. The descriptions contained herein do not imply the granting of licenses to make, use, or sell equipment constructed in accordance therewith. Specifications are subject to change without notice. © 2018 Murata Power Solutions, Inc.