

- NOTES:
- 1) MATERIAL: HOUSING: NYLON (PA) GLASS FILLED. UL94 V-0, NATURAL (BEIGE)
TERMINAL - CARTRIDGE BRASS 0.28 REF THICK
 - 2) PLATING:
TIN: TIN (Sn) 3-5 MICROMETRE OVER 1.27 MICROMETRE MIN NICKEL(Ni).
GOLD : UNDERPLATED 1.27µm MIN NICKEL
3-5µm TIN SELECTIVE
0.76µm MIN. SELECTIVE GOLD
 - 3) MATES WITH MOLEX 90327 PART SERIES.
 - 4) ALL SMT TAILS TO LIE WITHIN A COPLANARITY BAND OF 0.0 - 0.10 REF. FROM EACH OTHER.
 - 5) FOR TAPE AND REEL PACKAGING SEE 908149001 PSD AND 908149002 PSD.
FOR TUBE PACKAGING SEE PK-90814-001
 - 6) PCB PEGS ARE OPTIONAL.
 - 7) PCB LAYOUT SHOWN ON SHEET 2.
 - 8) PRODUCT SPECIFICATION: PS-99020-0011
 - 9) FOR RECOMMENDED REFLOW PROFILES, REFER TO PS-99020-0011 APPENDIX B

INSPECTION NUMBERS USED ON SHEET 1: 1-50
LAST INSPECTION NUMBER: 16

90814 - * * *
CIRCUIT SIZE

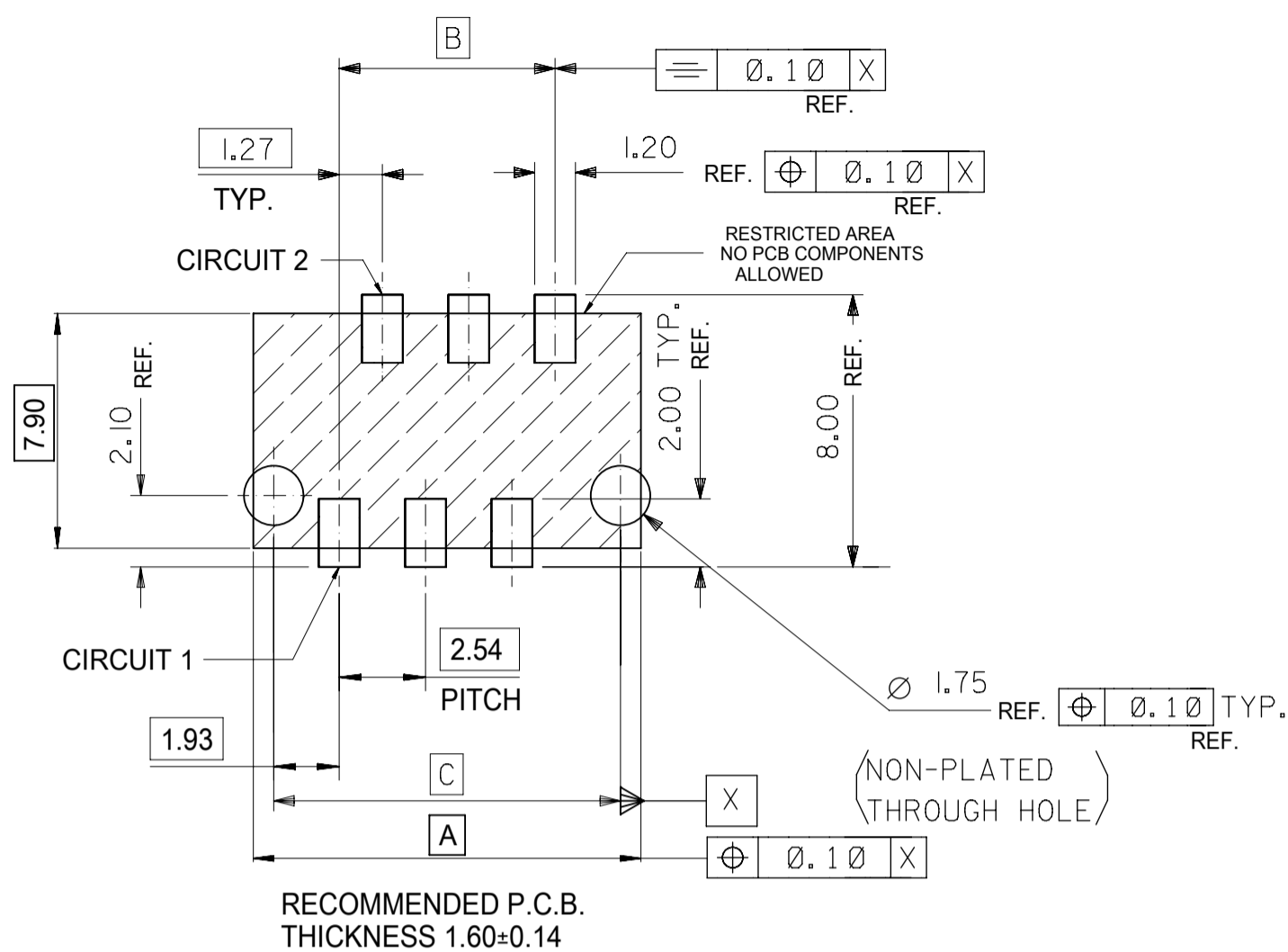
	PCB PEGS	TUBE PACKED	TAPE & REEL PACKED	POLARIZING PEG HEIGHT DIMN. E	
0	YES	YES	NO	6.40	STANDARD
2	YES	NO	YES	6.40	PROFILE
3	NO	YES	NO	6.40	REFLOW
5	NO	NO	YES	6.40	NOTE 9
6	NO	YES	NO	4.10	LOW
7	NO	NO	YES	4.10	PROFILE
8	YES	YES	NO	4.10	REFLOW
9	YES	NO	YES	4.10	NOTE 9

0= 3-5 MICROMETRE TIN VERSION
3= 0.76µm GOLD PLATING

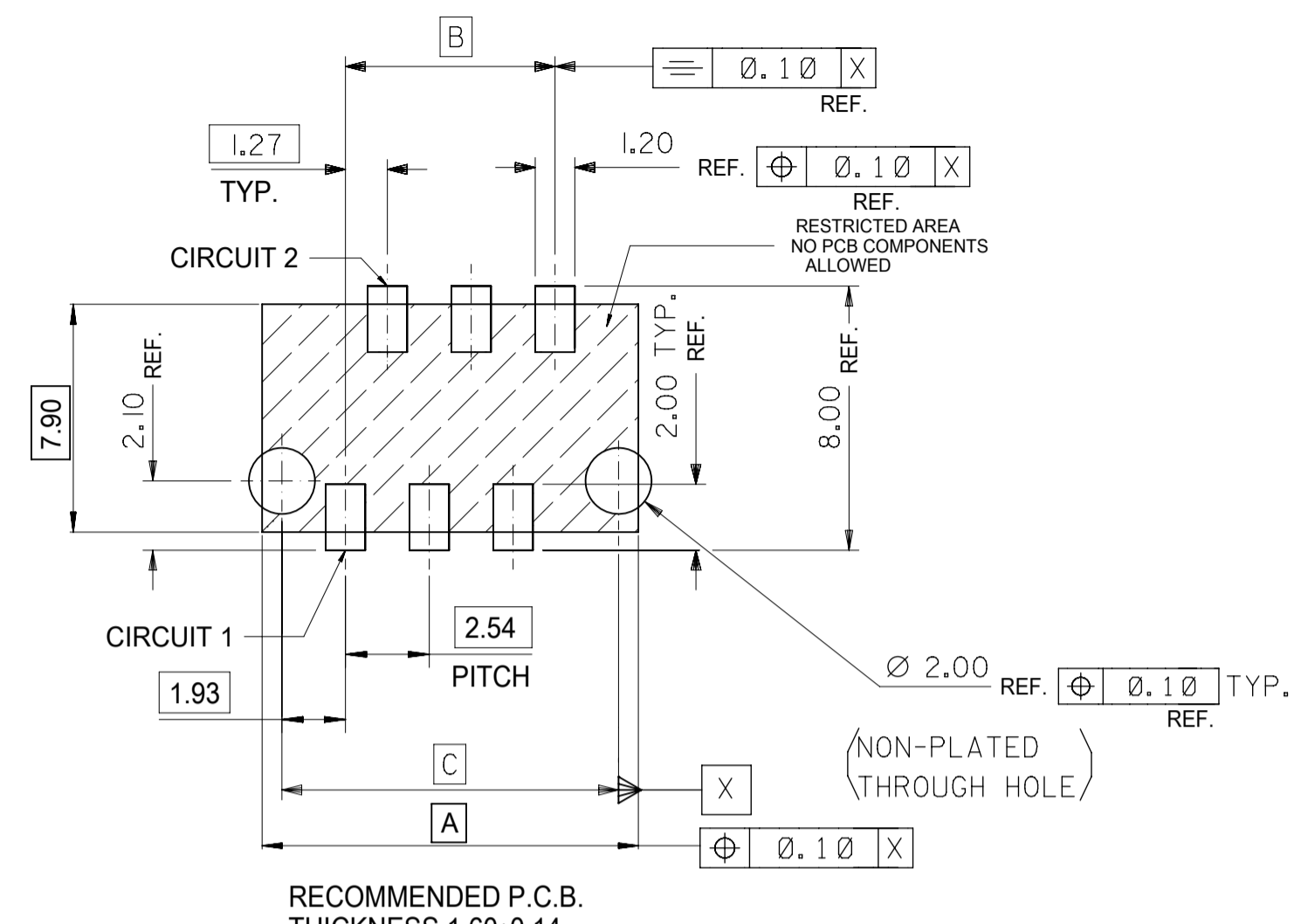
90814-**-26	26	36.80	31.75	35.60	14	YES
90814-**-24	24	34.26	29.21	33.06	15	YES
90814-**-22	22	31.72	26.67	30.52	16	YES
90814-**-20	20	29.18	24.13	27.98	18	YES
90814-**-18	18	26.64	21.59	25.44	20	YES
90814-**-16	16	24.10	19.05	22.90	22	YES
90814-**-14	14	21.56	16.51	20.36	25	YES
90814-**-12	12	19.02	13.97	17.82	28	YES
90814-**-10	10	16.48	11.43	15.28	32	YES
90814-**-08	8	13.94	8.89	12.74	38	YES
90814-**-06	6	11.40	6.35	10.20	46	YES
90814-**-04	4	8.86	3.81	7.66	60	YES
PART NO.	NUMBER OF CKTS	DIMN. A	DIMN. B	DIMN. C	QUANTITY OF PARTS PER TUBE (-*0**/-*3**/-*6** & -*8** VERSIONS)	TOOLED

THIS DRAWING CONTAINS INFORMATION THAT IS PROPRIETARY TO MOLEX ELECTRONIC TECHNOLOGIES, LLC AND SHOULD NOT BE USED WITHOUT WRITTEN PERMISSION

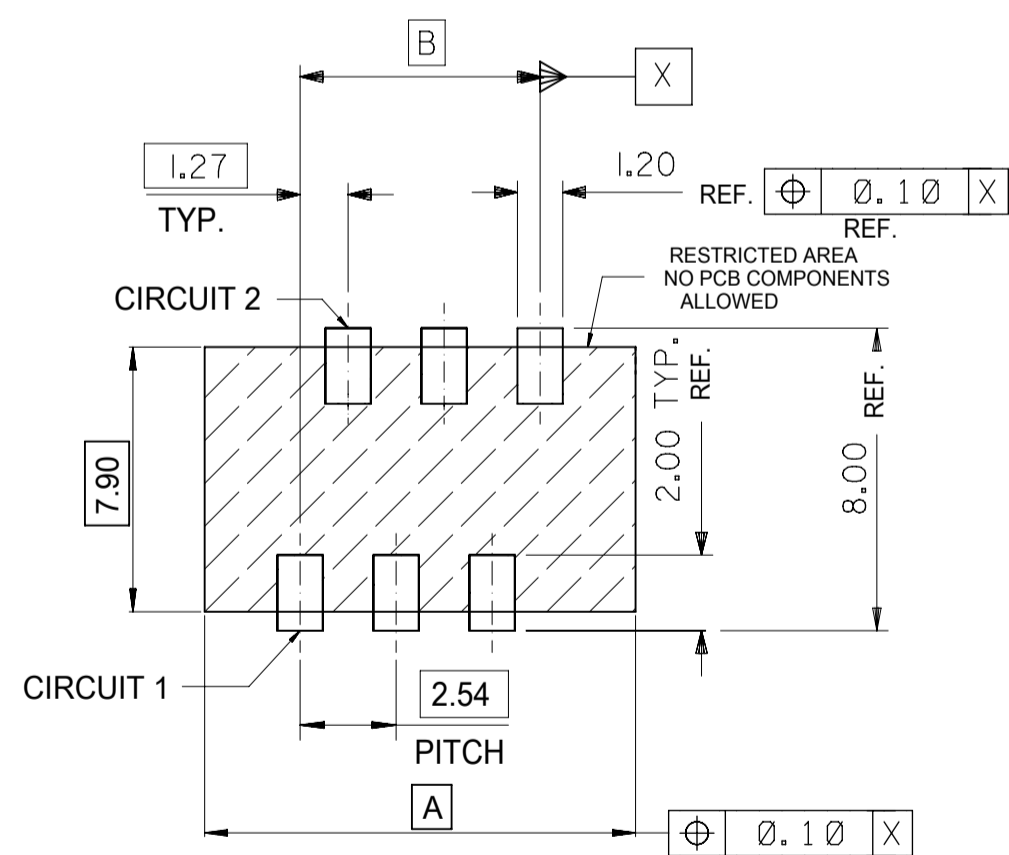
DIMENSION UNITS	SCALE	CURRENT REV DESC:				molex			
mm	5:1								
GENERAL TOLERANCES (UNLESS SPECIFIED)		EC NO: 738955				PICOFLEX SMT HEADER			
ANGULAR TOL ± 0.5°		DRWN: GOWTHP 2023/02/02							
4 PLACES ±		CHK'D: GOWTHP 2023/02/16				PRODUCT CUSTOMER DRAWING			
3 PLACES ±		APPR: ISHWARG 2023/02/20							
2 PLACES ± 0.1		INITIAL REVISION:				DOCUMENT NUMBER			
1 PLACE ±		DRWN: DMCNAMAR 2001/08/16							
0 PLACES ±		APPR: EFOLEN 2010/11/04				SDA-90814			
DRAFT WHERE APPLICABLE MUST REMAIN WITHIN DIMENSIONS		THIRD ANGLE PROJECTION	DRAWING	SERIES	MATERIAL NUMBER	CUSTOMER	DOC TYPE	DOC PART	REVISION
			A2-SIZE	90814	SEE CHART	GENERAL MARKET	PSD	001	AE1
									SHEET NUMBER
									1 OF 2



RECOMMENDED P.C.B. THICKNESS 1.60±0.14
 PCB LAYOUT FOR TRANSITION FIT WITH PCB PEGS
 HEADER VERSIONS 90814-xx0xx/-xx2xx/-xx8xx/-xx9xx,
 VIEWED FROM COMPONENT SIDE



RECOMMENDED P.C.B. THICKNESS 1.60±0.14
 PCB LAYOUT FOR CLEARANCE FIT WITH PCB PEGS
 HEADER VERSIONS 90814-xx0xx/-xx2xx/-xx8xx/-xx9xx,
 VIEWED FROM COMPONENT SIDE



PCB LAYOUT FOR HEADERS WITHOUT PCB PEGS
 HEADER VERSIONS 90814-xx3xx/-xx5xx/-xx6xx/-xx7xx,
 VIEWED FROM COMPONENT SIDE

90814-xx26	26	36.80	31.75	35.60
90814-xx24	24	34.26	29.21	33.06
90814-xx22	22	31.72	26.67	30.52
90814-xx20	20	29.18	24.13	27.98
90814-xx18	18	26.64	21.59	25.44
90814-xx16	16	24.10	19.05	22.90
90814-xx14	14	21.56	16.51	20.36
90814-xx12	12	19.02	13.97	17.82
90814-xx10	10	16.48	11.43	15.28
90814-xx08	8	13.94	8.89	12.74
90814-xx06	6	11.40	6.35	10.20
90814-xx04	4	8.86	3.81	7.66
PART NO.	NUMBER OF CKTS	DIMN. A	DIMN. B	DIMN. C

THIS DRAWING CONTAINS INFORMATION THAT IS PROPRIETARY TO MOLEX ELECTRONIC TECHNOLOGIES, LLC AND SHOULD NOT BE USED WITHOUT WRITTEN PERMISSION

DIMENSION UNITS	SCALE	CURRENT REV DESC:		
mm	5:1			
GENERAL TOLERANCES (UNLESS SPECIFIED)		EC NO: 738955		
ANGULAR TOL	± 0.5°	DRWN: GOWTHP	2023/02/02	
4 PLACES	±	CHK'D: GOWTHP	2023/02/16	
3 PLACES	±	APPR: ISHWARG	2023/02/20	PICOFLEX SMT HEADER PRODUCT CUSTOMER DRAWING
2 PLACES	± 0.1	INITIAL REVISION:		
1 PLACE	±	DRWN: DMCNAMAR	2001/08/16	DOCUMENT NUMBER
0 PLACES	±	APPR: EFOLEN	2010/11/04	SDA-90814
DRAFT WHERE APPLICABLE MUST REMAIN WITHIN DIMENSIONS		THIRD ANGLE PROJECTION	DRAWING	DOC TYPE
			A2-SIZE	PSD
		SERIES	90814	DOC PART
		MATERIAL NUMBER	SEE CHART	001
		CUSTOMER	GENERAL MARKET	REVISION
				AE1
		SHEET NUMBER		2 OF 2