

6

5

4

3

2

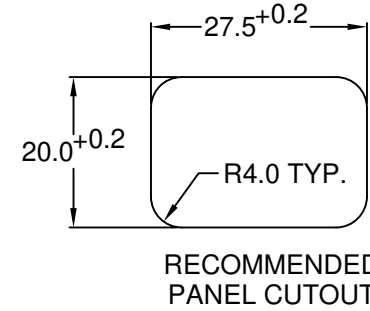
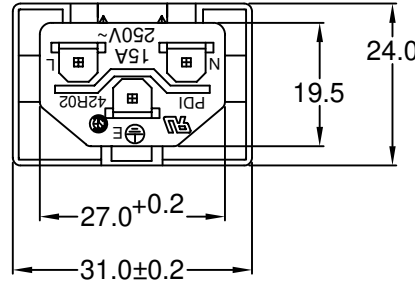
1

**MATERIAL AND FINISH:**

Insulator: Polycarbonate, UL-94V-0 rated  
Contacts: Brass, Nickel plated

**ELECTRICAL SPECIFICATIONS:**

Current rating: 10 A  
Voltage rating: 250 VAC  
Current rating: 15 A  
Voltage rating: 250 VAC



**ORDERING CODE:**

42R02-3 1 2 3 4

1 = TERMINAL OPTIONS  
1 = .187(4.8) (NOT TOOLED)  
2 = .250(6.3)

2 = COLOR  
1 = BLACK  
2 = GRAY

3 = ELECTRICAL CIRCUIT CONFIGURATION

1 = 15A 250V 120°C  
2+GROUND



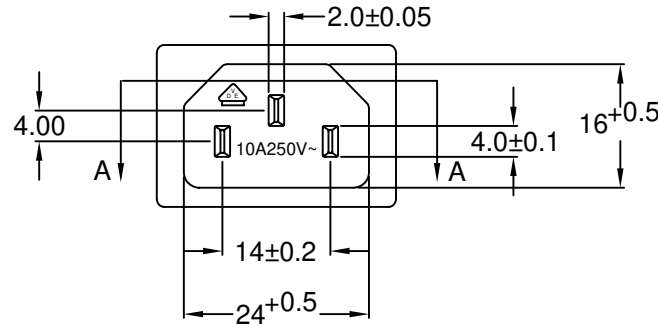
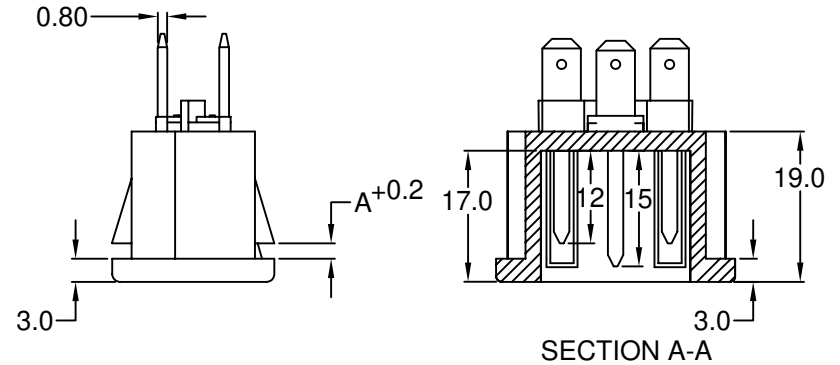
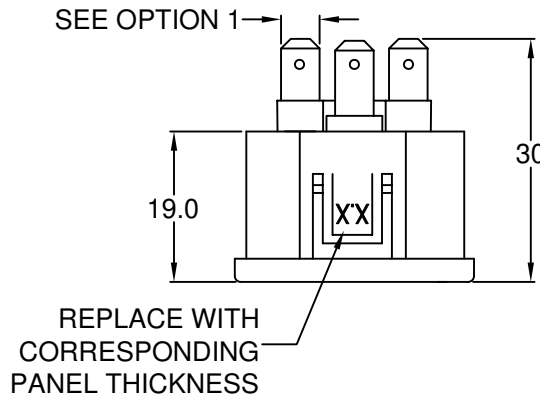
2 = 15A 250V 70°C  
2+GROUND



4 = 15A 250V 70°C  
2 POLE



4 = PANEL THICKNESS



P/N	A	MAX. PANEL THICKNESS
42R02-3XXX-100	1.0	1.0
42R02-3XXX-150	1.5	1.5
42R02-3XXX-200	2.0	2.0
42R02-3XXX-250	2.5	2.5

ADDITIONAL PANEL THICKNESS  
AVAILABLE ON REQUEST

REV	DATE	CHANGE	CHNG CHECK APPR	
			TD	PB
A	9/02/04	REVISED & UPDATED		
B	3/3/09	ADD 1.0mm SNAP IN TAB		

TOLERANCE UNLESS OTHERWISE SPECIFIED			
	X	±	1
	X.X	±	0.4
	X.XX	±	0.20
DRAWN BY	GQ	DATE:	8/2/01
CHECK BY	TD	DATE:	08/14/01
APPR BY	PB	DATE:	08/14/01

**RoHS  
COMPLIANT**

**Power Dynamics, Inc.**

Phone: 973 560-0019 Whippany, New Jersey Fax: 973 560-0076

PART: IEC 60320 CONNECTOR; QUICK  
CONNECT INLET; SNAP-IN

PART #: <b>42R02-3XXX-XXX</b>		SHEET 1 of 1
SIZE: A	ALL DIMENSIONS FOR REFERENCE ONLY DIMENSIONS ARE IN MILLIMETERS	REV: <b>B</b>
SCALE: NTS		