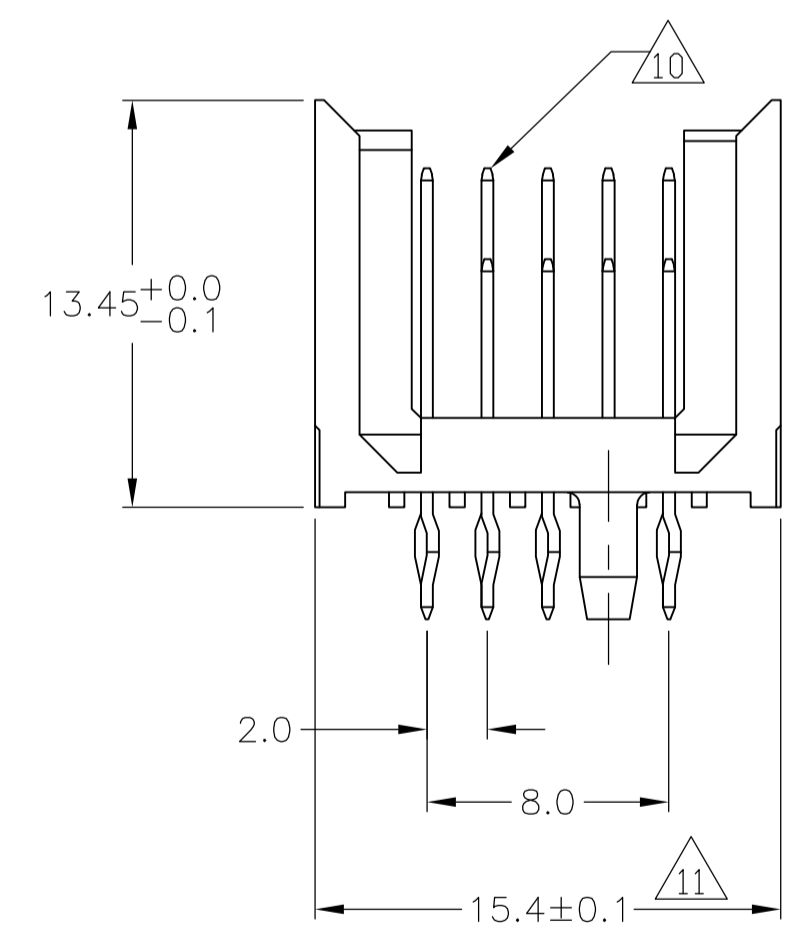
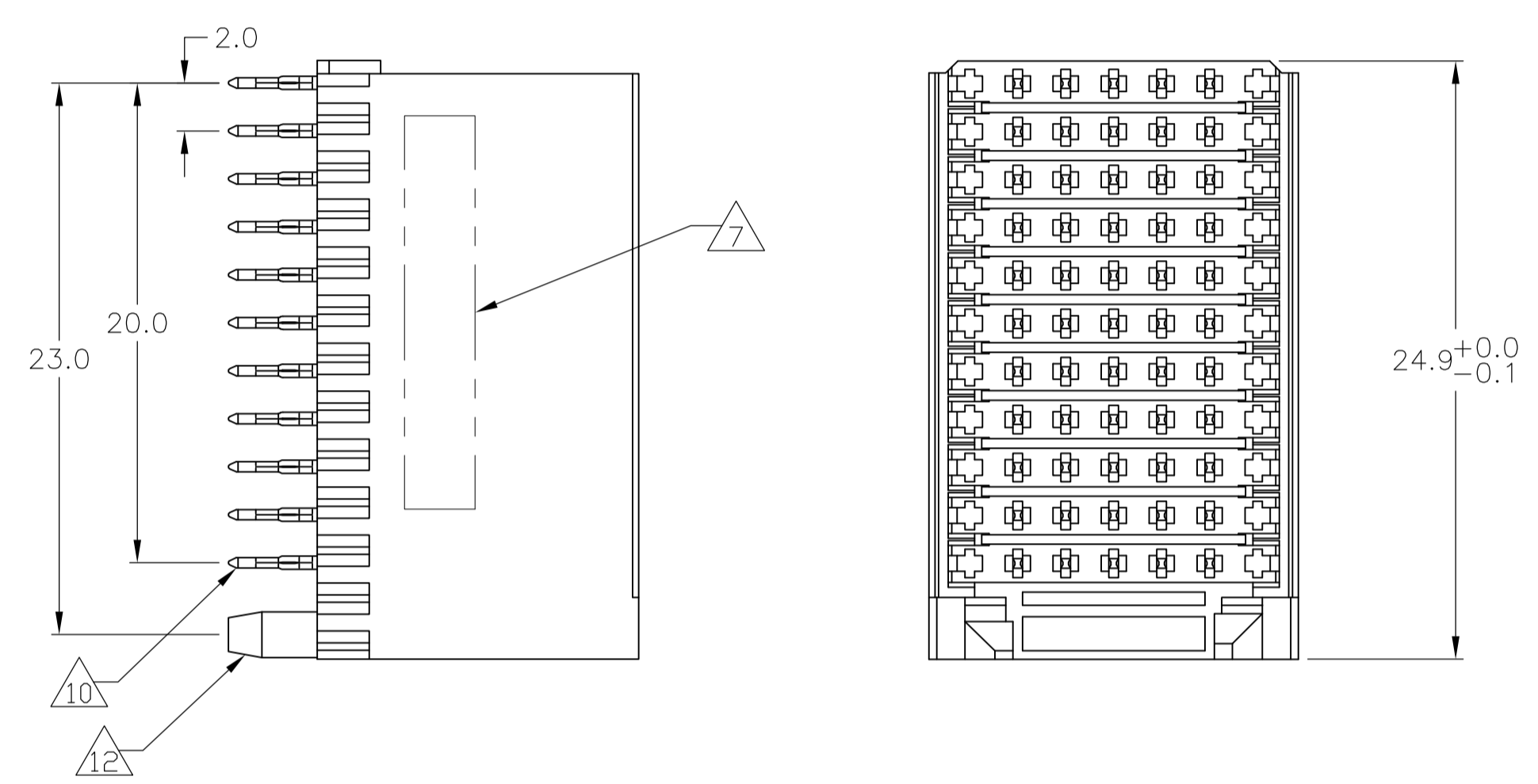
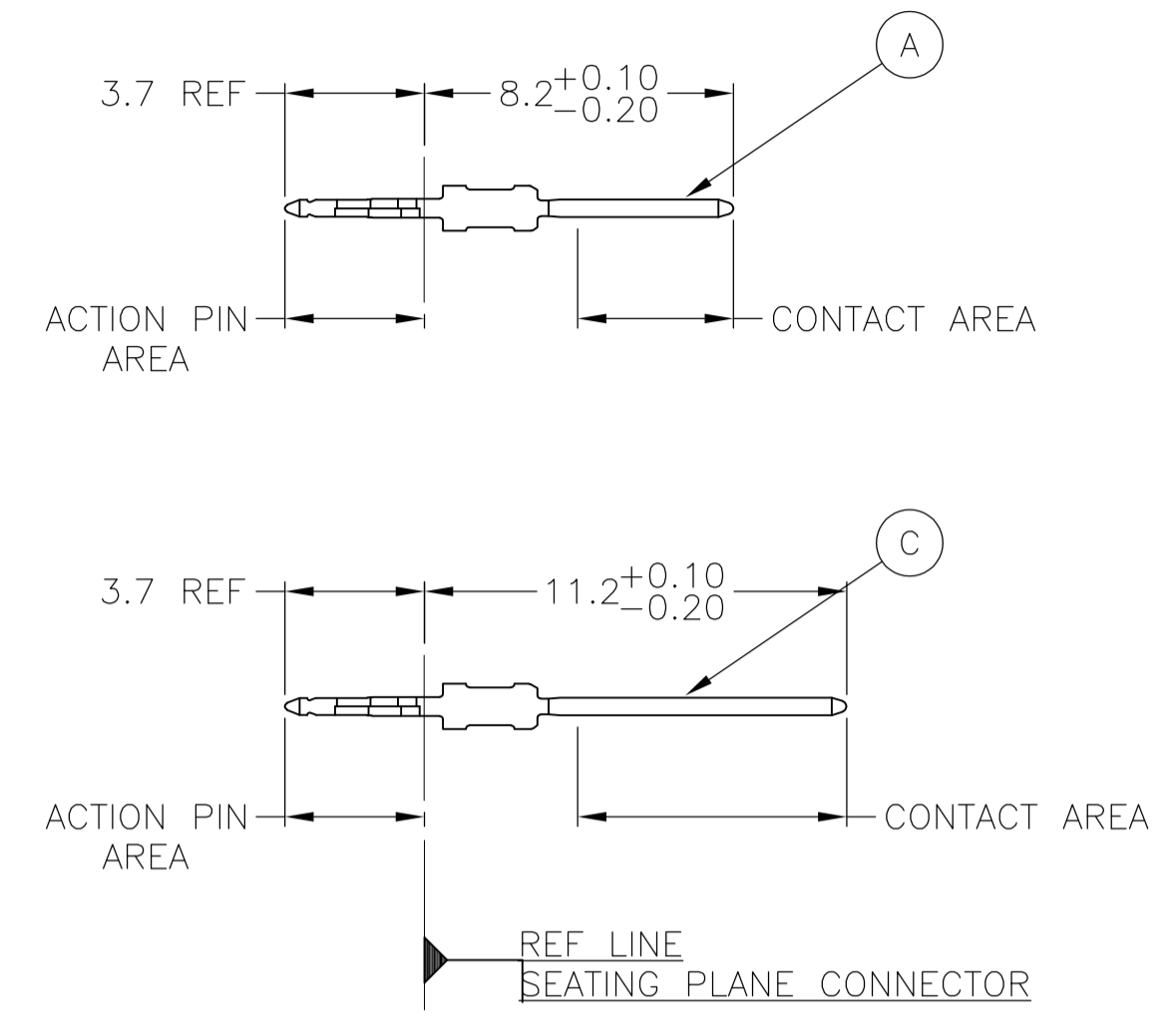


LOC		DIST		REVISIONS					
AD	00	REV	PER	EC	DATE	BY	CHK		
		O	REV	PER	EC	0512-0309-04	23MAY05	BC	GS
		A	ECR	-10-019054			15SEP10	DP	MQW

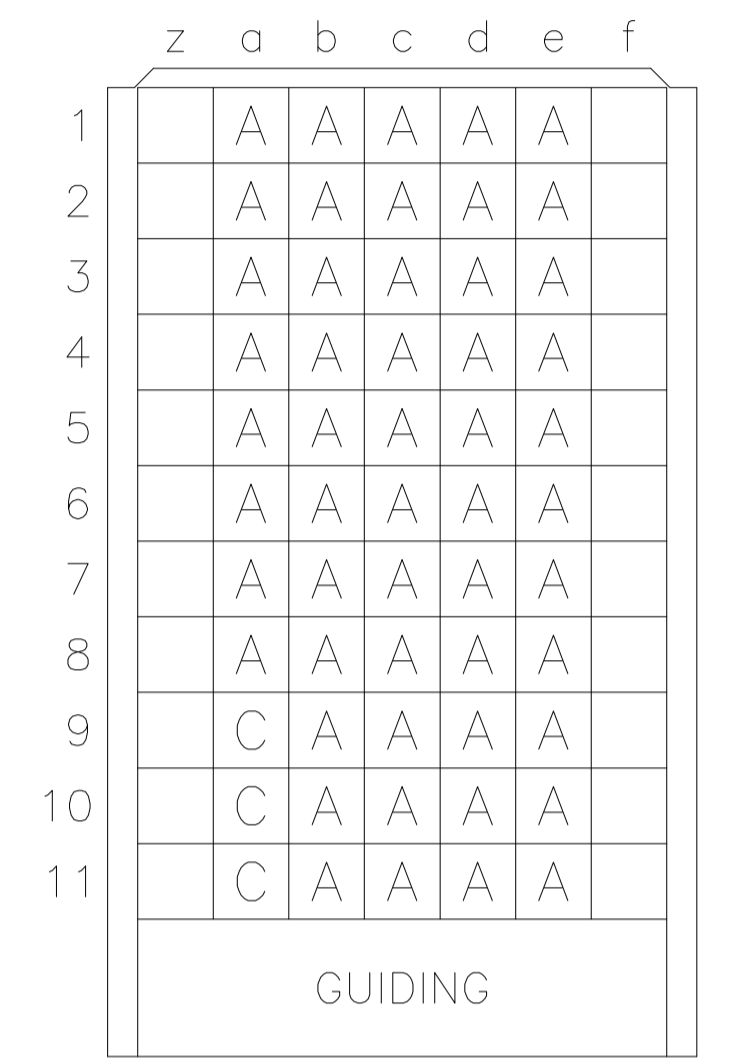
**CONNECTOR ASSEMBLY
EXAMPLARY LOADED**



CONTACT DIMENSIONS
SCALE 5:1

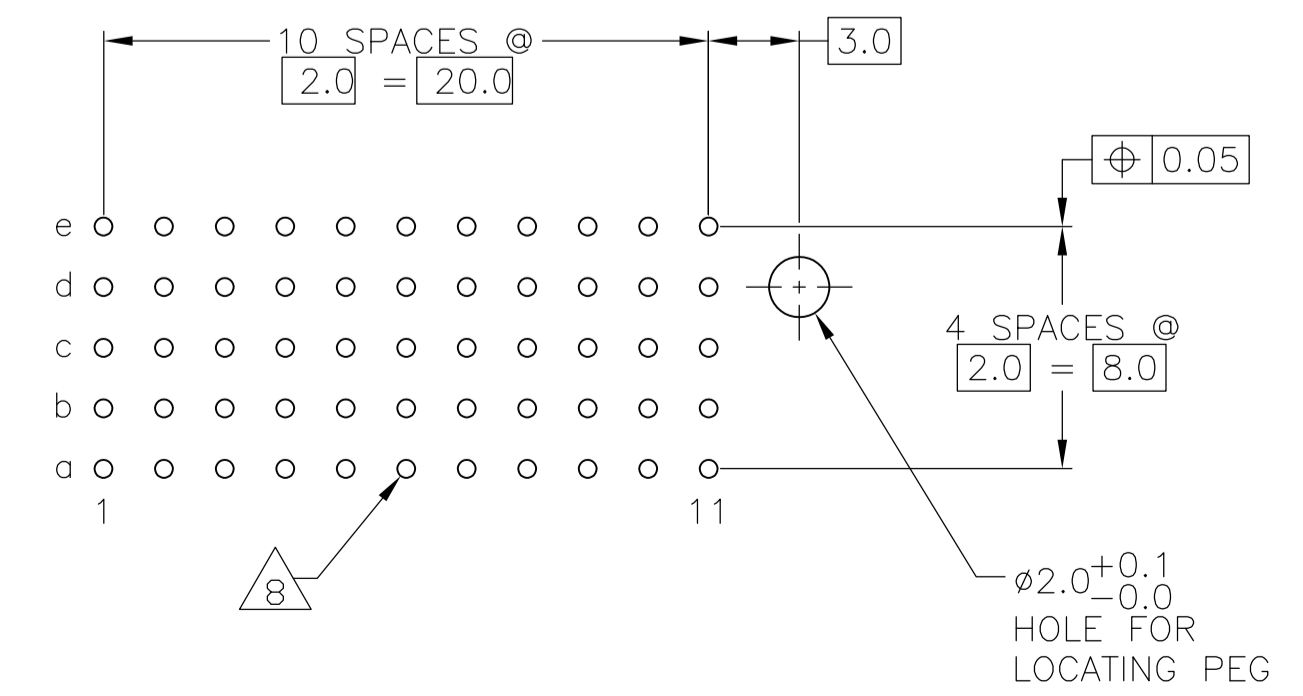


CONTACT LAYOUT



RECOMMENDED PCB-HOLE LAYOUT
COMPONENT SIDE SHOWN

PLATED THRU HOLES PARAMETERS
REFERENCE APPLICATION SPECIFICATION



2 6 13	1-6483066-9
2 5 13	6483066-9
2 4	6483066-4
2 3	6483066-1
FINISH	PART NUMBER

THIS DRAWING IS A CONTROLLED DOCUMENT.

DIMENSIONS: mm	TOLERANCES UNLESS OTHERWISE SPECIFIED:	DIN B CARBO 23MAY05	23MAY05	Tyco Electronics Corporation Harrisburg, Pa 17105-3608
0-PLC ±	1-PLC ±0.2	CHK G SKIPPER 23MAY05	23MAY05	NAME MALE ASSEMBLY, Z-PACK 2mm HM, TYPE C
2-PLC ±0.02	3-PLC ±0.005	APVD G SKIPPER 23MAY05	23MAY05	APPLICATION SPEC 108-19082
4-PLC ±0.30°				SIZE 114-19029
MATERIAL 1	FINISH SEE TABLE	WEIGHT	SCALE 4:1	RESTRICTED TO
		CUSTOMER DRAWING	SHEET 1 OF 2	REV A

LOC	DIST	REVISIONS			
IF	LTR	DESCRIPTION	DATE	DRN	APVO
AD	00	SEE SHEET 1	-	-	-

- 1 MATERIAL:
CONTACT: PHOSPHOR BRONZE.
HOUSING: GLASS-FILLED POLYESTER.
- 2 GENERAL PLATING SPECIFICATION: UNDERPLATING
(ENTIRE CONTACT): 1.27µm MIN NICKEL AND ACTION
PIN: 0.5µm MIN TIN.
FOR PLATING OF MATING SURFACES SEE APPLICABLE
SPECIFICATION REFERENCE FOR EACH DASH NUMBER.
- 3 CONFORMS TO ALL TESTING ACCORDING TO IEC 61076-4-101
PERFORMANCE LEVEL 2.
- 4 CONFORMS TO ALL TESTING ACCORDING TO IEC 61076-4-101
PERFORMANCE LEVEL 1.
- 5 CONNECTOR TESTED AND QUALIFIED AGAINST TELCORDIA GR-1217-CORE QUALITY LEVEL 3,
CENTRAL OFFICE APPLICATIONS.
- 6 CONNECTOR TESTED AND QUALIFIED AGAINST TELCORDIA GR-1217-CORE QUALITY LEVEL 3,
UNCONTROLLED ENVIROMENT APPLICATIONS.
- 7 CONNECTOR MARKED WITH PART NUMBER AND DATE CODE.
ADDITIONAL CHARACTERS OR MARKINGS, AS WELL AS THE LOCATION OF THE MARKINGS,
MAY BE ADDED FOR TRACEABILITY BASED UPON MANUFACTURERS DISCRETION.
- 8 PLATED-THROUGH HOLES AT 2x2mm SQUARE GRID
PATTERN DEFINED BY CONTACT LAYOUT.
- 9 FOR ACTUAL PIN LOADING SEE "CONTACT LAYOUT".
- 10 FOR ACTUAL PIN DIMENSIONS SEE "CONTACT DIMENSIONS".
- 11 TO BE MEASURED AT BOTTOM OF SHROUD.
- 12 LOCATION PEG.
- 13 CONNECTOR LUBRICATED WITH BELCORE APPROVED LUBRICANT,
TECHNICAL REFERENCE: TR-NWT-001217 ISSUE 1, SEP 1992.

THIS DRAWING IS A CONTROLLED DOCUMENT.		DRN B CARBO 23MAY05	Tyco Electronics Corporation Harrisburg, Pa 17105-3608	
DIMENSIONS: mm		CHK G.SKIPPER 23MAY05	NAME G.SKIPPER 23MAY05	
TOLERANCES UNLESS OTHERWISE SPECIFIED: 0-PLG ± 1-PLG ±0.2 2-PLG ±0.02 3-PLG ±0.005 4-PLG ± ANGLES ±0.30°		PRODUCT SPEC 108-19082	MALE ASSEMBLY, Z-PACK 2mm HM, TYPE C	
MATERIAL SEE SHEET 1		APPLICATION SPEC 114-19029	SIZE A1	RESTRICTED TO -
FINISH SEE SHEET 1		WEIGHT -	CAGE CODE 00779	DRAWING NO 6483066
CUSTOMER DRAWING		SCALE 4:1	SHEET 2 OF 2	REV A