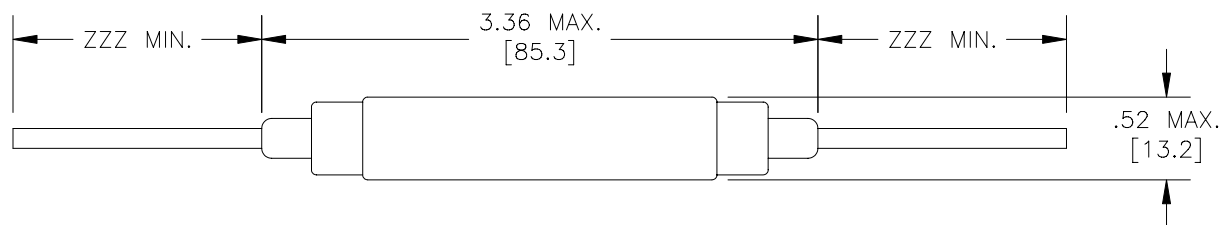
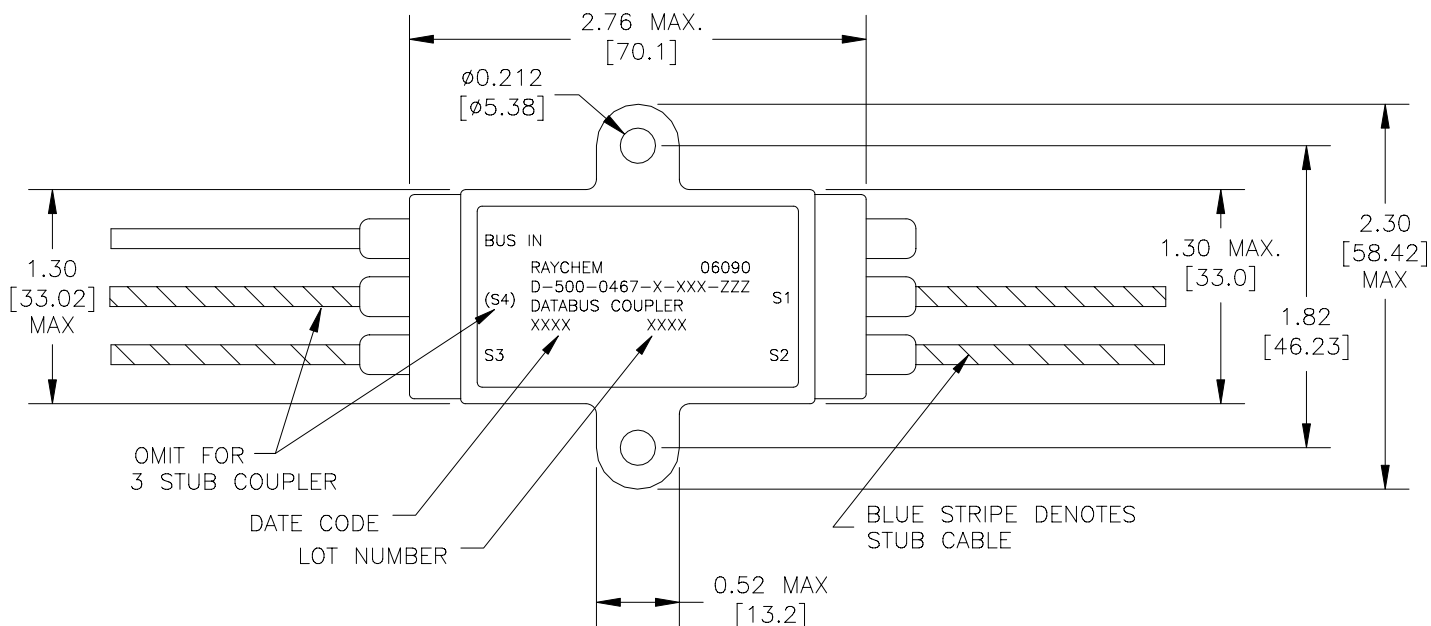


If this document is printed it becomes uncontrolled.  
Check for the latest revision.

REVISION		DATE
REV	DESCRIPTION	DATE
NC	INITIAL RELEASE PER DCR NUMBER T31449A	02DEC2002



D-500-0467-X-XXX-ZZZ

- NUMBER OF STUBS (3 OR 4)
- LENGTH OF CABLE (EX. 024 = 24 IN.)
- CABLE TYPE
  - 612: 10612 (SINGLE OPTIMIZED BRAID)
  - 613: 10613 (DOUBLE OPTIMIZED BRAID)
  - 614: 10614 (EMP HARDENED)

### SPECIFICATION CONTROL DRAWING

UNLESS OTHERWISE SPECIFIED  
DIMENSIONS ARE INCHES. METRIC  
DIMENSIONS ARE IN BRACKETS.

DRAWN T RATZLAFF DATE 02DEC2002

**tyco**/Electronics

RAYCHEM PRODUCTS  
305 CONSTITUTION DRIVE  
MENLO PARK, CALIFORNIA 94025

DECIMAL TOLERANCES  
.XXX ± 0.005 [ 0.13 mm]  
.XX ± 0.010 [ 0.25 mm]  
.X ± 0.020 [ 0.50 mm]

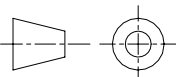
ANGLE TOLERANCE  
.X ± 0.5 DEG.

WEIGHT, WITHOUT CABLE (MAX)  
LBS. 0.1323 [ 60.0 gm]

MATERIAL

FINISH

THIRD ANGLE  
PROJECTION



TITLE

DATABUS COUPLER, STANDARD, 3/4 STUB,  
IN-LINE,  
WITH MOUNTING LUGS,  
WITH INTERNAL TERMINATOR

SIZE	CODE IDENT. NO.	DWG. NO.
A	06090	D-500-0467-3/4-XXX-ZZZ

DO NOT SCALE THIS DRAWING

SHEET 1 OF 1

CAD FILE T31449A.DWG

1. MATERIAL AND FINISHES:

1.1 INTERNAL COMPONENTS

1.1.1 TRANSFORMER COMPLIES TO MIL-PRF-21038 AND MIL-STD-1553B.

1.1.2 ISOLATION RESISTORS TO MIL-PRF-39007/9, 57.6 OHMS.

1.1.3 TERMINATION RESISTORS TO MIL-PRF-39007/9, 76.8 OHMS.

1.2 SHIELDED CASE: ALUMINUM PER ASTM B 618.

1.3 CABLE TYPE PER SPECIFICATION RAYCHEM SPECIFICATION 1200 (SEE PT.NO. ON SHEET 1).

1.4 ENVIRONMENTAL COVERING: BLACK EPOXY.

2. APPLICATION

2.1 THIS COUPLER IS DESIGNED TO BE INSTALLED INTO A DIGITAL MULTIPLEX ASSEMBLY MEETING THE REQUIREMENTS OF MIL-STD-1553B.

2.1.1 FOR CABLE SPLICING USE FLEXIBLE SPLICE KIT D-150-0708-5.

2.2 CABLE BEND RADIUS PER MIL-W-5088 STATIC BEND: 5 X CABLE O.D. MIN.

DYNAMIC BEND: 10 X CABLE O.D. MIN.

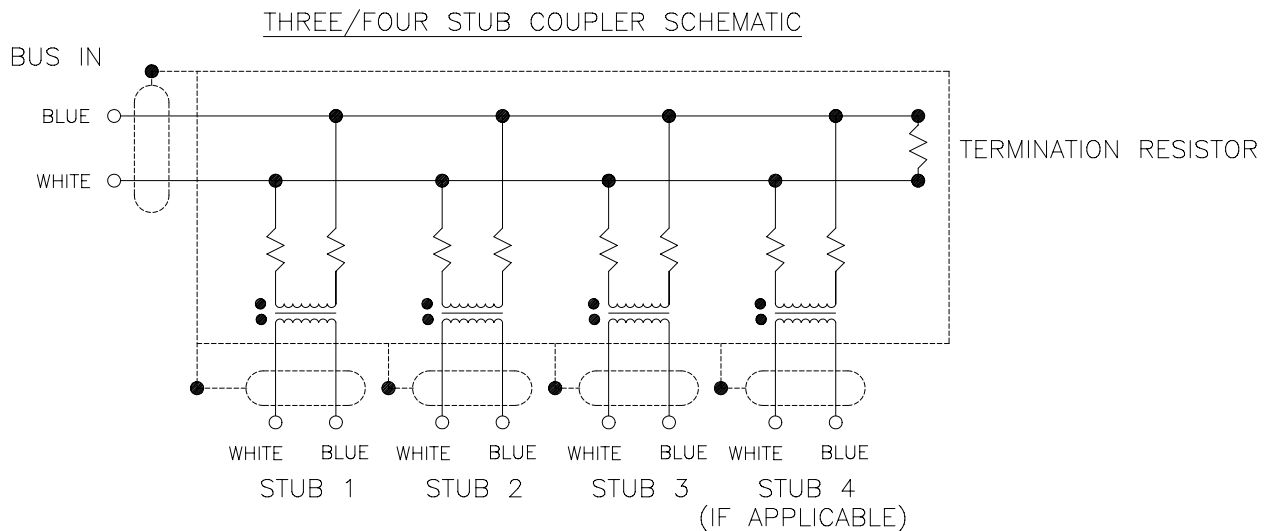
3. TEMPERATURE:

3.1 OPERATING TEMPERATURE: -65°C TO +150°C.

4. PERFORMANCE SPECIFICATIONS:

4.1 TRANSFORMER MEETS THE PERFORMANCE REQUIREMENTS OF MIL-STD-1553B.

4.2 COUPLER MEETS THE PERFORMANCE REQUIREMENTS OF RAYCHEM SPECIFICATION D-6020.



SPECIFICATION CONTROL DRAWING

DRAWN	DATE
T RATZLAFF	02DEC2002



CAD FILE T31449B.DWG

SIZE	CODE IDENT. NO.	DWG. NO.	REV
A	06090	D-500-0467-3/4-XXX-ZZZ	NC

DO NOT SCALE THIS DRAWING

SHEET 2 OF 2