

PowerMod HP connectors, developed by Anderson Power Products, are the innovative New Generation of High Power Interconnections for the Electronics Industry.

The touch-safe, positive latching, PowerMod HP female connector design presents a new standard for high power connector safety. The ergonomic latch release is simple to operate and is colored blue for clear identification. Housings are a black UL94 V-0 flame retardant material.

PowerMod HP contacts are durable and rated for circuit interruption (true hot-pluggable). Series A contacts are available in #6 to #2 American wire gauge and 16mm² to 35mm² metric wire sizes for global design freedom. Our *strain relief ensures superior contact reliability under adverse operating conditions.

The PowerMod HP connectors embody the highest quality in the industry and meet all applicable industry standards.

* Strain relief not optional on right angle

Features

- Right angle connector**
Offers short mated length for tight wiring applications
- Positive latching**
Integral Latches with ergonomic release provide over 50 lbs retention
- Touch safe female connectors**
Provides IP20 protection for safe, energized use outside the electronics cabinet
- High performance, hot pluggable female contacts**
Our patented design provides greater longevity for high power, elevated temperature applications
- Low connector mating forces**
Connectors are easily mated and un-mated



SPECIFICATIONS

Electrical		Mechanical	
Current Rating (Amperes)		Mating Force	15 lbs. (66.72N) avg
UL	210	Latch Retention Force	50 lbs. (222N) min
CSA (30°C Rise)	130	Contact Retention Force	100 lbs. (445N) min
UL / CSA Voltage Rating	600	Mating	
Wire Size (AWG)	#6 to #2	a. No Load (mating cycles)	500
(mm ²)	16 to 35	b. Under Load (Hot Plug 250 mating cycles @ 120V)	80A
Dielectric Withstanding Voltage (AC)	2200	Materials	
Operating Temperature (°C)	-40° to 130°	Housing & Cable Clamp	PBT UL94 V-0
(°F)	-40° to 266°	Latch	PEI UL94 V-0
Ambient Temperature (°C)	-40° to 85°	Contacts	Copper alloy silver plate
(°F)	-40° to 185°	Hardware	Steel zinc chromate



ORDERING INFORMATION

PowerMod HP Part Number Plan - Dual Pole Right Angle Female

Series	Series	Gender	Model	Wire Size
PMHP	A	F	13	S10
A *				
F - Female				
13 - Dual Pole R/A with Cable Clamp				
S10 - 6 AWG				
S09 - 16mm ²				
S08 - 4 AWG				
S07 - 25mm ²				
S06 - 2 AWG & 35mm ²				
* Maximum wire size 2 AWG or 35mm ²				

Components

Part Number	Description
PMHPAF13	Housing Kit With Cable Clamp, Female, Dual Pole, R/A
PMHPAS10	Socket, Series A, Crimp for 6 AWG wire
PMHPAS09	Socket, Series A, Crimp for 16mm ² wire
PMHPAS08	Socket, Series A, Crimp for 4 AWG wire
PMHPAS07	Socket, Series A, Crimp for 25mm ² wire
PMHPAS06	Socket, Series A, Crimp for 2 AWG & 35mm ² wire

Dual Pole Right Angle Female - Series A

ORDERING INFORMATION

Tooling

Pneumatic Production Tool				
Wire Size	Part Number	Die P/N	Locator P/N	Number of Crimps
#2 AWG 35mm ²	1387G2	1303G13	1304G19	2
25mm ²	1387G2	1303G13	1304G19	2
#4 AWG 16mm ²	1387G2	1303G14	1304G19	2
16mm ²	1387G2	1303G14	1304G19	2
#6 AWG	1387G2	1303G14	1304G19	2

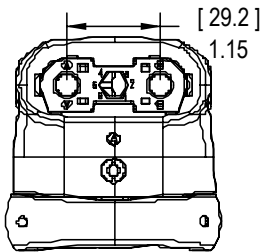
Hand Tool				
Wire Size	Hydraulic	Battery	Die P/N	Number of Crimps
#2 AWG 35mm ²	1387G3	1370G1	1322G7	2
25mm ²	1387G3	1370G1	1322G11	2
#4 AWG 16 mm ²	1387G3	1370G1	1322G8	2
16 mm ²	1387G3	1370G1	1322G10	2
#16 AWG	1387G3	1370G1	1322G9	2

Accessories

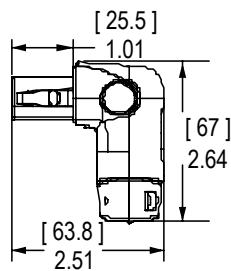
Part Number	Description
PMHPAFDC	Dust Cover

DIMENSIONS

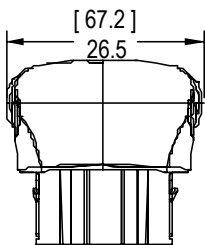
Front With Strain Relief



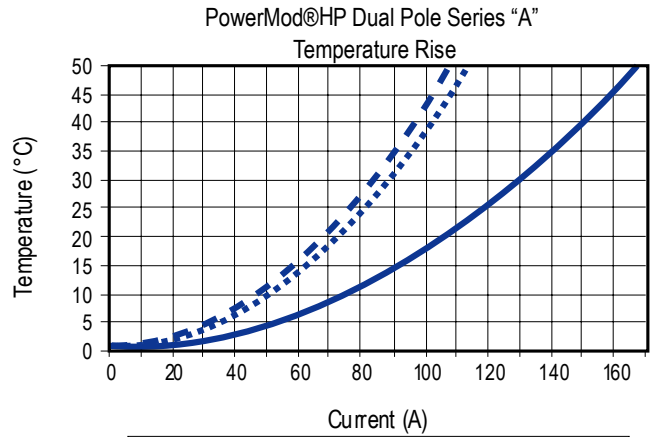
Side With Strain Relief



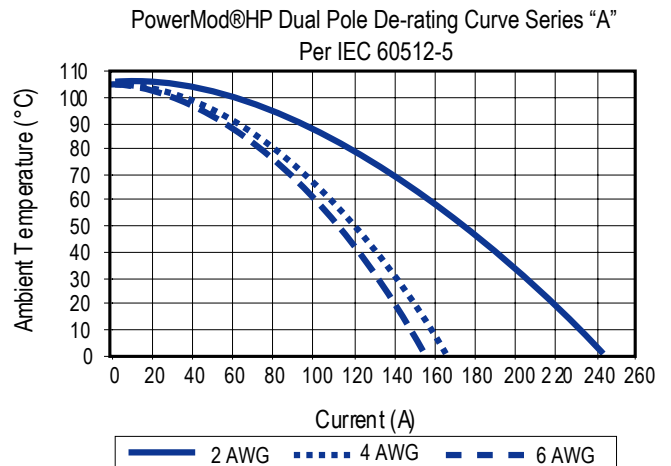
Top



TEMPERATURE CHART



* Double crimp is required to achieve stated electrical specifications



* Double crimp is required to achieve stated electrical specifications

MATING CONNECTORS

Dual Pole Straight Male



Dual Pole Panel Mount Male

