



TE Internal #: 1-5645955-2  
 Pin Sockets, Socket Length 4.67 mm [.184 in], PCB Hole Diameter .052 in [1.32 mm], Bullet Nose, .081 – .326 mm<sup>2</sup> Wire Size, 28 – 22 AWG Wire Size

[View on TE.com >](#)

Connectors > Socket Connectors > Pin Sockets > Miniature Spring Sockets: Bullet Nose, Beryllium Copper, 4A



Socket Length: 4.67 mm [.184 in]  
 PCB Hole Diameter: 1.32 mm [.052 in]  
 Socket Sleeve Style: **Bullet Nose**  
 Wire Size: .081 – .326 mm<sup>2</sup>

[All Miniature Spring Sockets: Bullet Nose, Beryllium Copper, 4A \(14\)](#)

## Features

### Product Type Features

Socket Sleeve Style	Bullet Nose
Connector System	Cable-to-Board
Sealable	No
Connector & Contact Terminates To	Printed Circuit Board

### Configuration Features

Compatible With Wire & Cable Type	Discrete Wire
-----------------------------------	---------------

### Body Features

Sleeve Material	Copper
Sleeve Plating Material	Tin

### Contact Features

Contact Spring Plating Material	Gold
Contact Spring Plating Thickness	.762 μm[30 μin]
Contact Mating Area Plating Material Thickness	30 μm[30 μin]
Contact Base Material	Beryllium Copper



Contact Current Rating (Max)	4 A
------------------------------	-----

### Termination Features

Insertion Method	Hand/Semi-Automatic/Automatic
------------------	-------------------------------

Termination Method to Printed Circuit Board	Through Hole - Press-Fit
---	--------------------------

Termination Method to Wire & Cable	Solder
------------------------------------	--------

### Dimensions

PCB Thickness (Recommended)	.79 – 3.18 mm [.031 – .125 in]
-----------------------------	--------------------------------

Socket Length	4.67 mm [.184 in]
---------------	-------------------

PCB Hole Diameter	1.32 mm [.052 in]
-------------------	-------------------

Wire Size	.081 – .326 mm <sup>2</sup>
-----------	-----------------------------

Mating Pin Diameter Range	.36 – .66 mm [.014 – .026 in]
---------------------------	-------------------------------

### Usage Conditions

Operating Temperature Range	-65 – 125 °C [-85 – 257 °F]
-----------------------------	-----------------------------

### Operation/Application

Solder Process Feature	Anti-Flux
------------------------	-----------

Circuit Application	Power & Signal
---------------------	----------------

### Packaging Features

Packaging Quantity	10000
--------------------	-------

Packaging Method	Reel
------------------	------

### Other

Spring Material	Beryllium Copper
-----------------	------------------

### Product Compliance

For compliance documentation, visit the product page on [TE.com](https://www.te.com)>

EU RoHS Directive 2011/65/EU	Compliant
------------------------------	-----------

EU ELV Directive 2000/53/EC	Compliant
-----------------------------	-----------

China RoHS 2 Directive MIIT Order No 32, 2016	No Restricted Materials Above Threshold
---	---

EU REACH Regulation (EC) No. 1907/2006	Current ECHA Candidate List: JUNE 2023 (235) Candidate List Declared Against: JAN 2023 (233) Does not contain REACH SVHC
--	--

Halogen Content	Low Halogen - Br, Cl, F, I < 900 ppm per homogenous material. Also BFR/CFR/PVC
-----------------	--

Free


Solder Process Capability

Pin-in-Paste capable to 260°C

Product Compliance Disclaimer

This information is provided based on reasonable inquiry of our suppliers and represents our current actual knowledge based on the information they provided. This information is subject to change. The part numbers that TE has identified as EU RoHS compliant have a maximum concentration of 0.1% by weight in homogenous materials for lead, hexavalent chromium, mercury, PBB, PBDE, DBP, BBP, DEHP, DIBP, and 0.01% for cadmium, or qualify for an exemption to these limits as defined in the Annexes of Directive 2011/65/EU (RoHS2). Finished electrical and electronic equipment products will be CE marked as required by Directive 2011/65/EU. Components may not be CE marked. Additionally, the part numbers that TE has identified as EU ELV compliant have a maximum concentration of 0.1% by weight in homogenous materials for lead, hexavalent chromium, and mercury, and 0.01% for cadmium, or qualify for an exemption to these limits as defined in the Annexes of Directive 2000/53/EC (ELV). Regarding the REACH Regulation, the information TE provides on SVHC in articles for this part number is based on the latest European Chemicals Agency (ECHA) 'Guidance on requirements for substances in articles' posted at this URL: <https://echa.europa.eu/guidance-documents/guidance-on-reach>

## Compatible Parts




TE Part # CAT-377-MSSBN4  
 Miniature Spring Sockets: Bullet Nose,  
 Beryllium Copper, 4A


## Customers Also Bought



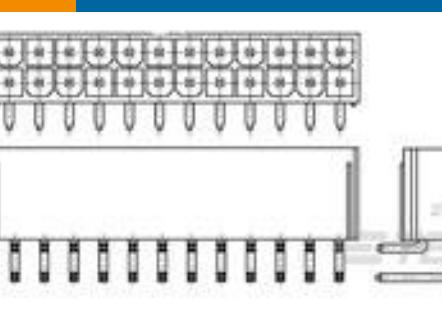
TE Part #5499910-8  
 A/L UNIV HDR 34P VERT SHT LAT



TE Part #5205817-3  
 FEMALE SCREWLOCK KIT



TE Part #1643906-1  
 Crown Clip Senior 538-17-00100 399-017



TE Part #1586041-8  
 8P VAL-U-LOK R/A HDR V2



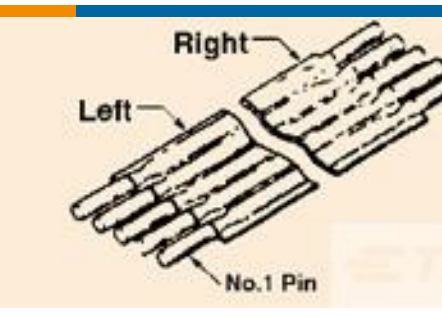
TE Part #5-147377-3  
 30 SYS50 SMT HDR DR SHD SN



TE Part #770974-1  
 16P MINI UMNL R/A HDR ASSY SN



TE Part #9-1879214-8  
 CPF 0402 3K83 0.1% 25PPM 1K RL



TE Part #3-6447164-4  
 FSN-12A-20



## Documents

### Product Drawings

[SOCKET,MIN-SPR B-N SN-AU SER-2](#)

English

### CAD Files

Customer View Model

[ENG\\_CVM\\_CVM\\_1-5645955-2\\_O.2d\\_dxf.zip](#)

English

[3D PDF](#)

3D

Customer View Model

[ENG\\_CVM\\_CVM\\_1-5645955-2\\_O.3d\\_igs.zip](#)

English

Customer View Model

[ENG\\_CVM\\_CVM\\_1-5645955-2\\_O.3d\\_stp.zip](#)

English

By downloading the CAD file I accept and agree to the [Terms and Conditions](#) of use.

### Product Specifications

[Product Specification](#)

English

### Product Environmental Compliance

[MD\\_1-5645955-2\\_072920151216\\_dmtec](#)

English

[MD\\_1-5645955-2\\_072920151216\\_dmtec](#)

English