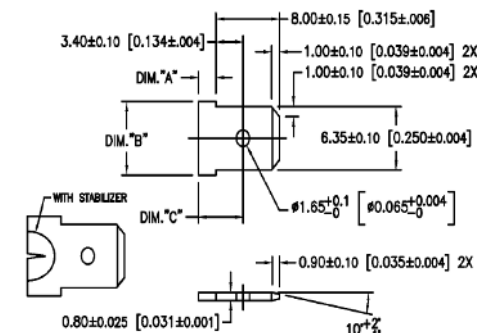


THIS DRAWING CONTAINS INFORMATION THAT IS PROPRIETARY TO J.S.T. AND SHALL NOT BE USED OR SHOWN WITHOUT WRITTEN PERMISSION.

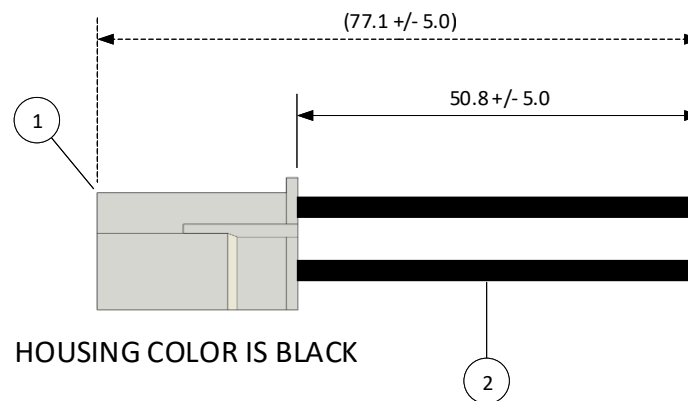
4		3		2		1	
ITEM	CONNECTOR PART NO.	DESCRIPTION	IPI CHECK	EOR CHECK	Applicable Tooling		
1	RSFP-2-LM	RSF CONNECTOR BLACK HOUSING, W-W			APPLICATOR		
2	SRSF-61-250A	RSF CONTACT - BRASS					
3	UL1015, 16 AWG	BLACK					

SUGGESTED MATING TAB
NO SCALE

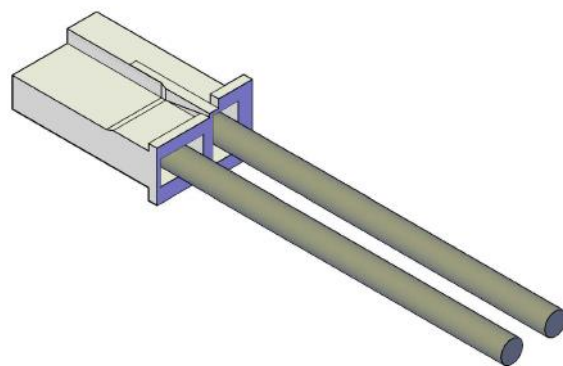
	WITHOUT STABILIZER	WITH STABILIZER
DIM. "A"	2.20 [0.087] MIN.	4.20±0.15 [0.165±0.006]
DIM. "B"	7.40 [0.291] MIN.	7.98 [0.314] MIN.
DIM. "C"	5.90 [0.232] MAX.	(7.6)



MATING TAB NOTES:
4. MAT'L: BRASS.
FINISH: SUGGESTED NO PLATING.



HOUSING COLOR IS BLACK



SCALE	CUSTOMER NAME	CUSTOMER PART NO.
1:1		
DIMENSIONS	DESCRIPTION	
All dimensions are in MM with a tolerance of +/- 3.0 unless otherwise specified.	2" INSIDE LENGTH - 2 POSITION, LIF, POS LOCK, .250, W-W INSULATED PLUG W/BLUNT LEADS, BLACK HSG MATES W/W-W RECP T02RSFR16K51K	
DRAWN BY	ASSEMBLY PART NO.	
STEVEN PILKINGTON	A02RSFP16K51K	
CHECKED BY	DRAWING NO. & REVISION	REVISED
JUSTIN BAKER	GAM-139	3/15/2016

REV.	DESCRIPTION	DATE	BY

4

3

2

1