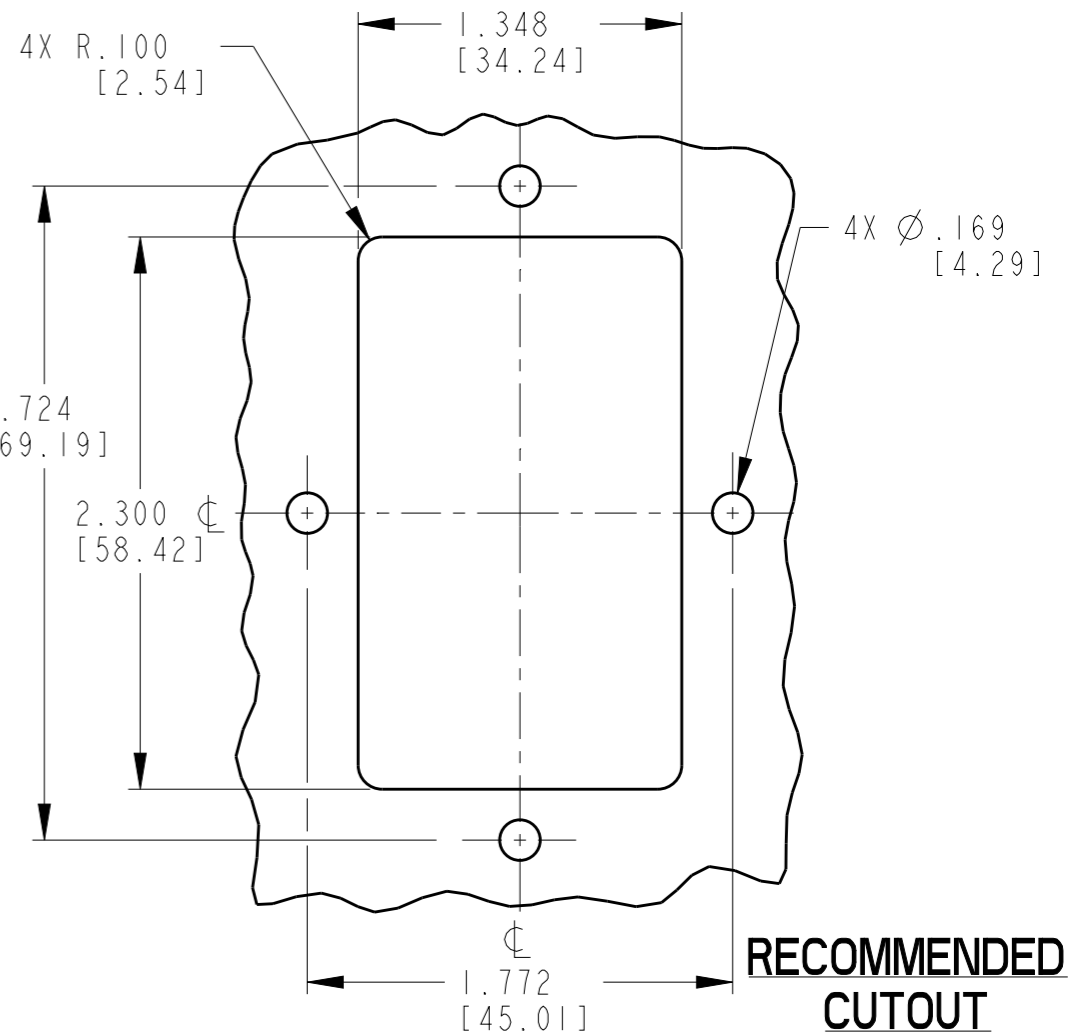
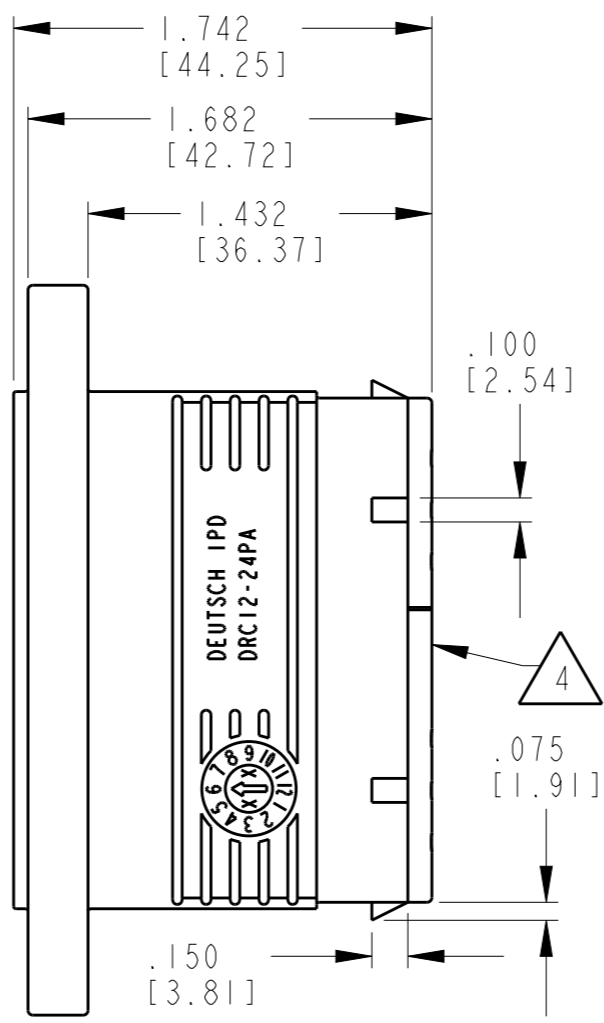
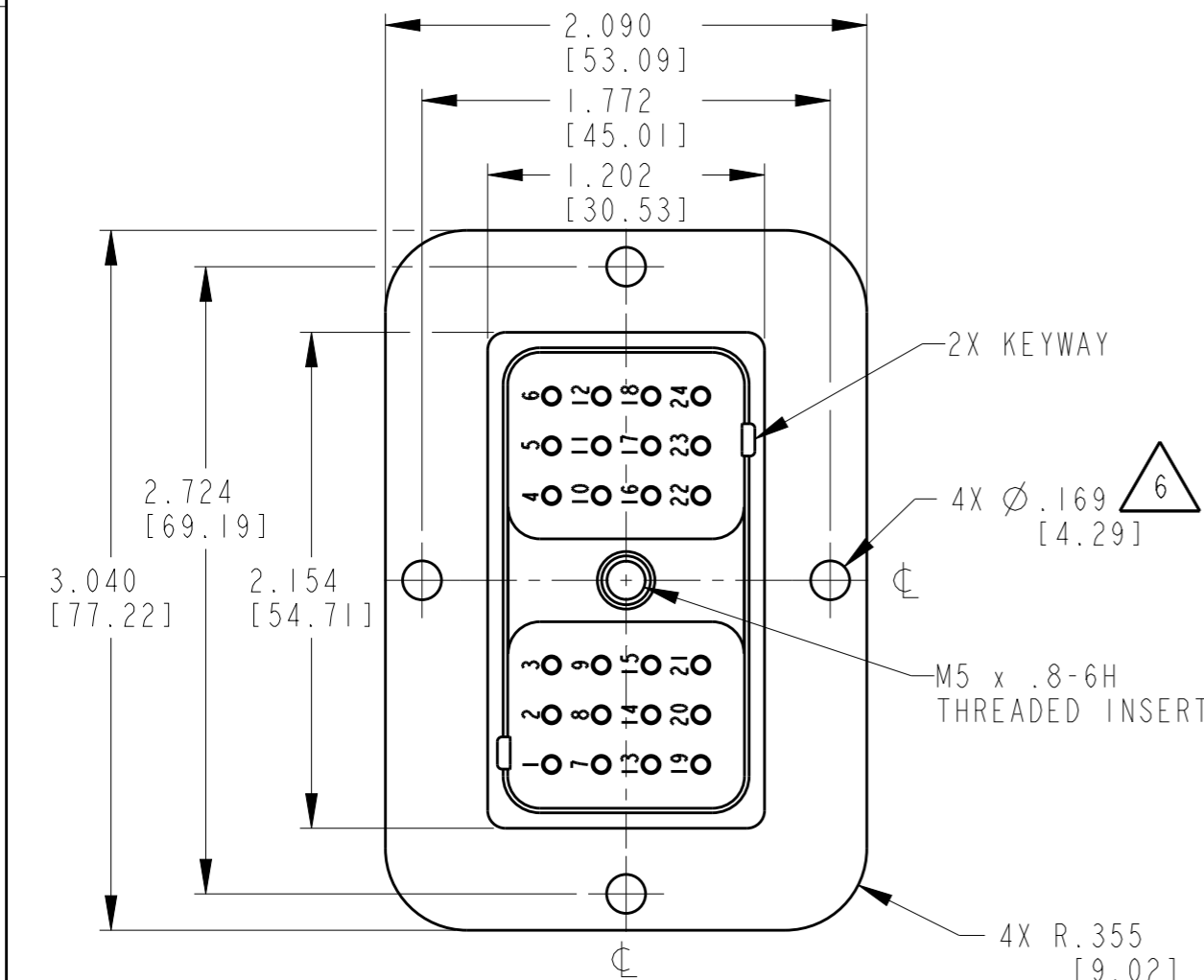


THIS DRAWING IS UNPUBLISHED
 RELEASED FOR PUBLICATION 2017
 © COPYRIGHT 2017 BY -TE CONNECTIVITY ALL RIGHTS RESERVED.

REVISIONS					
P	LTR	DESCRIPTION	DATE	DWN	APVD
	E	REVISED PER PCN E-17-014585	17JUN2017	SS	DM

SEAL TYPE	CONTACT SIZE	MIN. INSUL. O.D.	MAX. INSUL. O.D.	WIRE RANGE [mm ²] REF ONLY
4	NORMAL	.100 [2.54]	.134 [3.40]	14-20 AWG [2.0-.50]
E	E	.053 [1.35]	.120 [3.05]	14-20 AWG [2.0-.50]
T	T	.088 [2.24]	.134 [3.40]	14-20 AWG [2.0-.50]



4. WHEN X = E: MARK LETTER "E" IDENTIFIES "E" WIRE. WHEN X = T: BROWN WELD CAPS IDENTIFIES "T" WIRE SEAL. WHEN X = BLANK: IDENTIFIES "NORMAL" WIRE SEAL.
3. THIS PART MATES WITH DRC16-24SAX-XXXX PLUG. (X = WIRE SEAL ID; XXXX= ALL MODIFICATIONS)
2. FOR CONTACT AND WIRE PERFORMANCE AND APPLICATION CHARACTERISTICS, SEE DRAWING 0425-015-0000.
1. RECEPTACLE IS SUPPLIED WITH DUST CAP, 0515-004-2405 (NOT SHOWN).

6. RECOMMENDED SCREW: 8-32 [M4]. TORQUE: 20-25 IN-LB [2.26-2.82 Nm].
5. MATERIAL: PLUG: PPS GF40(BLACK)
 SEAL/GROMMET: VMQ(RED-ORANGE)
 INSERT: STEEL,

TE INTERNAL PN	DEUTSCH PN
DRC12-24PA	DRC12-24PA
DRC12-24PAE	DRC12-24PAE
DRC12-24PAT	DRC12-24PAT

NOTES:

THIS DRAWING IS A CONTROLLED DOCUMENT.		DWN D. MEYER 09FEB2001	 TE Connectivity				
DIMENSIONS: INCHES [mm]		CHK D. HASIBUAN 19SEP2011					
TOLERANCES UNLESS OTHERWISE SPECIFIED:		APVD D. MEYER 27OCT2011					
0 PLC ± 1 PLC ± 2 PLC ± 3 PLC ±.025 [0.64] 4 PLC ± ANGLES ±0°30'0"		PRODUCT SPEC -	NAME FLANGED RECEPTACLE 24 CONTACTS, SIZE 16 DRC SERIES KEY ARRANGEMENT -A-				
MATERIAL 5		FINISH -	APPLICATION SPEC -	SIZE A3	CAGE CODE 4AFU8	DRAWING NO. C=DRC12-24PAX	RESTRICTED TO -
CUSTOMER DRAWING			WEIGHT -	SCALE 1.25:1	SHEET 1 OF 1	REV E	