



[RAST | RAST 5 IDC Connectors](#)

TE Internal #: 2-2232043-2

PCB Mount Header, Vertical, Wire-to-Board, 2 Position, 5 mm [.197 in] Centerline, Fully Shrouded, Tin, Through Hole - Solder, RAST 5 IDC Connectors

[View on TE.com >](#)

Connectors > PCB Connectors > PCB Headers & Receptacles



Connector System: **Wire-to-Board**

Number of Positions: **2**

Number of Rows: **1**

Centerline (Pitch): **5 mm [.197 in]**

PCB Mount Orientation: **Vertical**

Features

Product Type Features

Connector System	Wire-to-Board
Header Type	Fully Shrouded
Sealable	No
Connector & Contact Terminates To	Printed Circuit Board
PCB Connector Assembly Type	PCB Mount Header

Configuration Features

Keying & Polarized Position Locations	1C, 2D, 1C,2D
Number of Columns	2
Number of Positions	2
Number of Rows	1
PCB Mount Orientation	Vertical

Electrical Characteristics

Operating Voltage	250 VAC
-------------------	---------

Body Features



Primary Product Color	Natural
-----------------------	---------

Contact Features

Contact Mating Area Length	8.5 mm[.33 in]
PCB Contact Termination Area Plating Material Thickness	2 μ m[78.74 μ in]
Contact Layout	Inline
Mating Tab Width	6.3 mm[.248 in]
Mating Tab Thickness	.8 mm[.032 in]
Contact Underplating Material Thickness	1.27 μ m[50 μ in]
Contact Mating Area Plating Material Thickness	2 μ m[78.74 μ in]
PCB Contact Termination Area Plating Material Finish	Matte
Contact Shape & Form	Rectangular
Contact Mating Area Plating Material Finish	Matte
Contact Underplating Material	Nickel
PCB Contact Termination Area Plating Material	Tin
Contact Base Material	Copper Alloy
Contact Mating Area Plating Material	Tin
Contact Type	Tab
Contact Current Rating (Max)	16 A

Termination Features

Square Termination Post & Tail Dimension	.8 mm[.032 in]
Termination Post & Tail Length	3.5 mm[.138 in]
Termination Method to Printed Circuit Board	Through Hole - Solder

Mechanical Attachment

PCB Mount Alignment Type	Polarizing Pegs
Mating Alignment Type	Keyed, Polarization
Mating Retention	With
Mating Retention Type	Latch
Connector Mounting Type	Board Mount
Mating Alignment	With
PCB Mount Alignment	With
PCB Mount Retention	Without

Housing Features

--	--



Housing Material	Nylon
Centerline (Pitch)	5 mm [.197 in]

Dimensions

Connector Length	12.3 mm [.48 in]
Connector Height	12.8 mm [.503 in]
Connector Width	14.9 mm [.58 in]
PCB Thickness (Recommended)	1.5 mm [.06 in]

Usage Conditions

Operating Temperature Range	-40 – 120 °C [-40 – 248 °F]
-----------------------------	-----------------------------

Operation/Application

Circuit Application	Power
---------------------	-------

Industry Standards

Agency/Standard	UL, VDE
Approved Standards	UL E28476
UL Flammability Rating	UL 94V-0

Packaging Features

Packaging Quantity	153
Packaging Type	Loose Piece

Product Compliance

[For compliance documentation, visit the product page on TE.com>](#)

EU RoHS Directive 2011/65/EU	Compliant
EU ELV Directive 2000/53/EC	Compliant
China RoHS 2 Directive MIIT Order No 32, 2016	No Restricted Materials Above Threshold
EU REACH Regulation (EC) No. 1907/2006	Current ECHA Candidate List: JUNE 2023 (235) Candidate List Declared Against: JUNE 2023 (235) Does not contain REACH SVHC
Halogen Content	Not Low Halogen - contains Br or Cl > 900 ppm.
Solder Process Capability	Not reviewed for solder process capability

Product Compliance Disclaimer

This information is provided based on reasonable inquiry of our suppliers and represents our current actual knowledge based on the information they provided. This information is subject to change. The part numbers that TE has identified as EU RoHS compliant have a maximum concentration of 0.1% by weight in homogenous materials for lead, hexavalent chromium, mercury, PBB, PBDE, DBP, BBP, DEHP, DIBP, and 0.01% for cadmium, or qualify for an exemption to these limits as defined in the Annexes of Directive 2011/65/EU (RoHS2). Finished electrical and electronic equipment products will be CE marked as required by Directive 2011/65/EU. Components may not be CE marked. Additionally, the part numbers that TE has identified as EU ELV compliant have a maximum concentration of 0.1% by weight in homogenous materials for lead, hexavalent chromium, and mercury, and 0.01% for cadmium, or qualify for an exemption to these limits as defined in the Annexes of Directive 2000/53/EC (ELV). Regarding the REACH Regulation, the information TE provides on SVHC in articles for this part number is based on the latest European Chemicals Agency (ECHA) 'Guidance on requirements for substances in articles' posted at this URL: <https://echa.europa.eu/guidance-documents/guidance-on-reach>

Compatible Parts



TE Part # 2232043-2
2P, RAST 5 Tab Header, THV



TE Part # 1971946-2
2P, RAST 5 Tab Header, THV, RED



TE Part # 1-1971954-2
2P, RAST 5 Tab Header, THV



TE Part # 1-2232000-2
2P, RAST 5 Tab Header, THV,black, Tin



TE Part # 1-2232043-2
2P, RAST 5 Tab Header, THV



TE Part # 1-2232045-2
2P, RAST 5 Tab Header, THV



TE Part # 1-2292457-2
2P, RAST 5 HEADER, PL, SHROUDED



TE Part # 1971954-2
2P, RAST 5 Tab Header, THV



TE Part # 2-2232045-2
2P, RAST 5 Tab Header, THV



TE Part # 2232000-2
2P, RAST 5 Tab Header, THV,black, tin



TE Part # 2232045-2
2P, RAST 5 Tab Header, THV



TE Part # 3-2232045-2
2P, RAST 5 Tab Header, THV



TE Part # 4-2232043-2
2P, RAST 5 Tab Header, THV



TE Part # 6-2232043-2
2P, RAST 5 Tab Header, THV



TE Part # 7-2232043-2
2P, RAST 5 Tab Header, THV

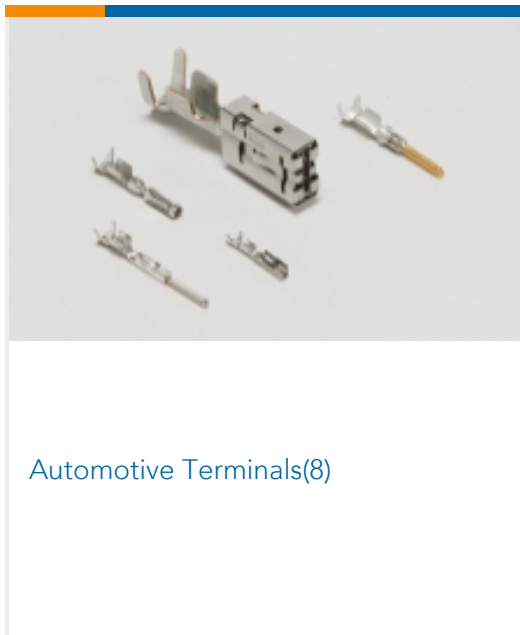


TE Part # 8-2232043-2
2P, RAST 5 Tab Header, THV

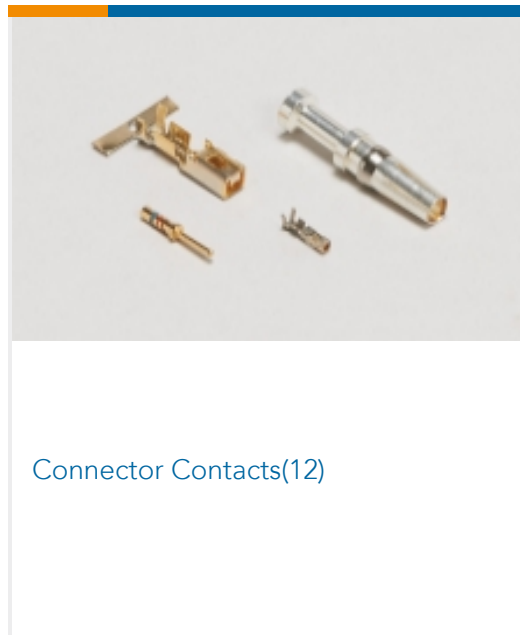


TE Part # 9-2232043-2
2P, RAST 5 Tab Header, THV

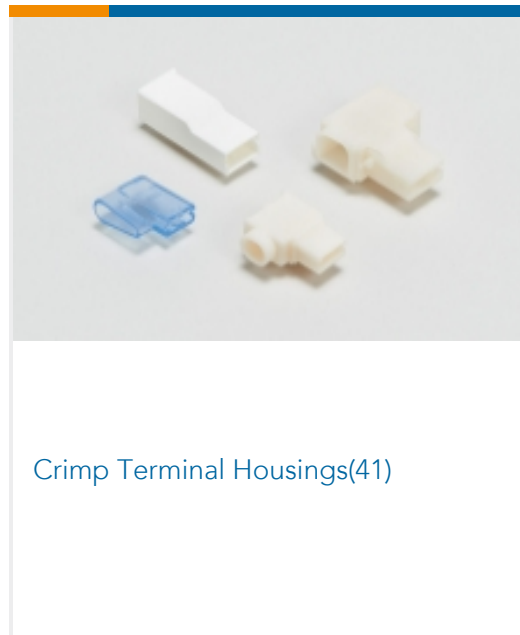
Also in the Series | RAST 5 IDC Connectors



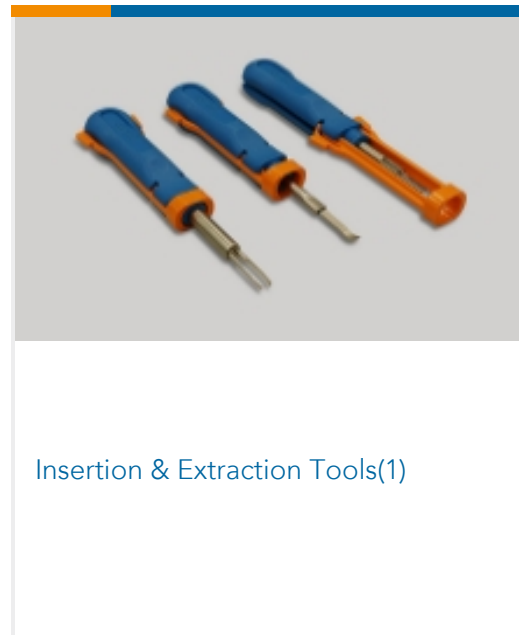
Automotive Terminals(8)



Connector Contacts(12)




Crimp Terminal Housings(41)




Insertion & Extraction Tools(1)




PCB Headers & Receptacles(417)



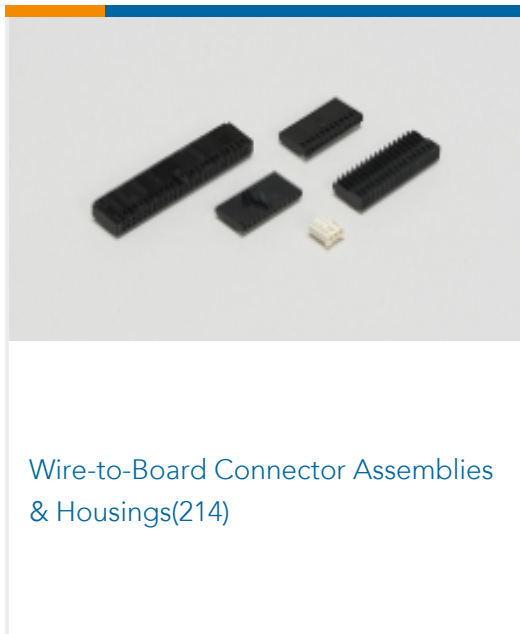
Rectangular Connector Housings(1)




Standard Edge Connectors(34)



Standard Rectangular Connectors(68)



Wire-to-Board Connector Assemblies & Housings(214)



Wire-to-Board Connector Contacts(2)

Customers Also Bought



TE Part #1-1123723-4
3.96 EP HDR ASSY 4P(NATURAL)



TE Part #1-1123723-5
3.96 EP HDR ASSY 5P(NATURAL)




TE Part #1971845-4
4P, RAST 5 Tab Header, THV



TE Part #1-1123723-2
3.96 EP HDR ASSY 2P(NATURAL)



TE Part #1-1123723-3
3.96 EP HDR ASSY 3P(NATURAL)



TE Part #3-829868-5
11X 5P FEDERLEI 2,5



TE Part #3-1971845-2
2P, RAST 5 Tab Header, THV



TE Part #2-2232043-4
4P, RAST 5 Tab Header, THV

Documents

Product Drawings

[2P, RAST 5 Tab Header, THV](#)

English

CAD Files

[3D PDF](#)

3D

Customer View Model

[ENG_CVM_CVM_2-2232043-2_A_c-2-2232043-2-a.2d_dxf.zip](#)

English

Customer View Model

[ENG_CVM_CVM_2-2232043-2_A_c-2-2232043-2-a.3d_igs.zip](#)

English

Customer View Model

[ENG_CVM_CVM_2-2232043-2_A_c-2-2232043-2-a.3d_stp.zip](#)

English

By downloading the CAD file I accept and agree to the [Terms and Conditions](#) of use.

Product Specifications

[Product Specification](#)

English

Product Environmental Compliance

[Product Compliance](#)

English

[Product Compliance](#)

English

Agency Approvals

[VDE Certificate](#)

English