



Electric Double Layer Capacitor

(EDLC/Super Capacitor)

EDLC212520 series

EDLC212520-351-2F-50

350mF

Caution

The products in this catalog will be or have been stopped production

Discontinue Issue Date	Dec. 14, 2022
Last Purchase Order Date	Sep. 30, 2023
Last Shipment Date	Sep. 30, 2024

Electric Double Layer Capacitor (EDLC/Super Capacitor)

Product compatible with RoHS directive

Overview of EDLC212520 series

FEATURES

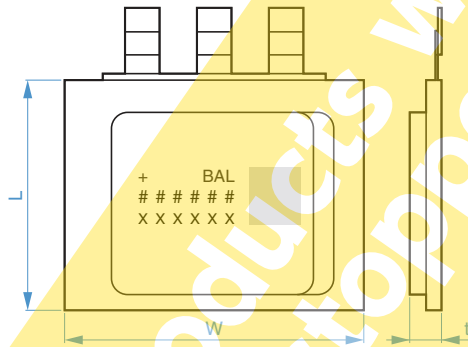
- High capacitance and low impedance.
- Thin small size.
- Long-life.
- Clean materials.
- Safety.

APPLICATION

- Battery assistance
- Storage element of energy harvesting
- Strong LED flash
- Backup application for instantaneous power failures

PART NUMBER CONSTRUCTION

EDLC	21	25	20	-	351	-	2F	-	50
Series name	Thickness dimensions t	Width dimensions W	Vertical dimensions L (Not including the lead length)		Data capacity (mF)		Number of series and voltage		Impedance
					351 350				

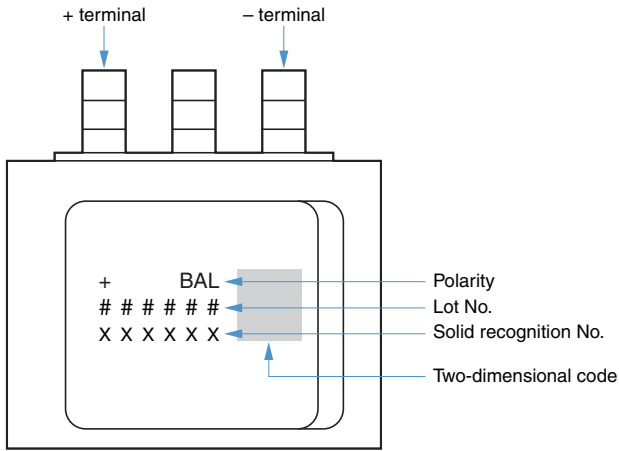


RoHS Directive Compliant Product: See the following for more details. <https://product.tdk.com/info/en/environment/rohs/index.html>


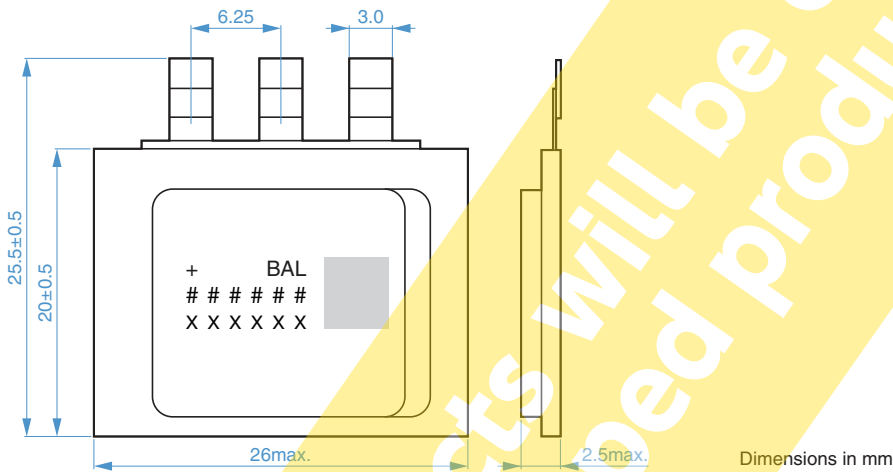
⚠ Please be sure to request delivery specifications that provide further details on the features and specifications of the products for proper and safe use. Please note that the contents may change without any prior notice due to reasons such as upgrading.

EDLC212520 series


PRODUCT INDICATION



SHAPE & DIMENSIONS



The products will be or have been stopped production

 Please be sure to request delivery specifications that provide further details on the features and specifications of the products for proper and safe use. Please note that the contents may change without any prior notice due to reasons such as upgrading.

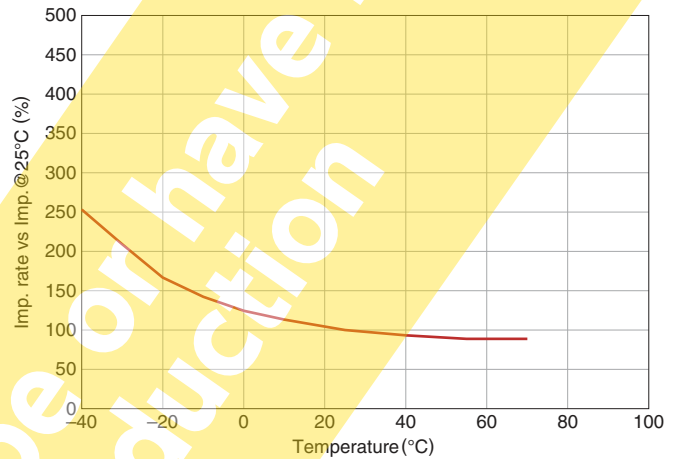
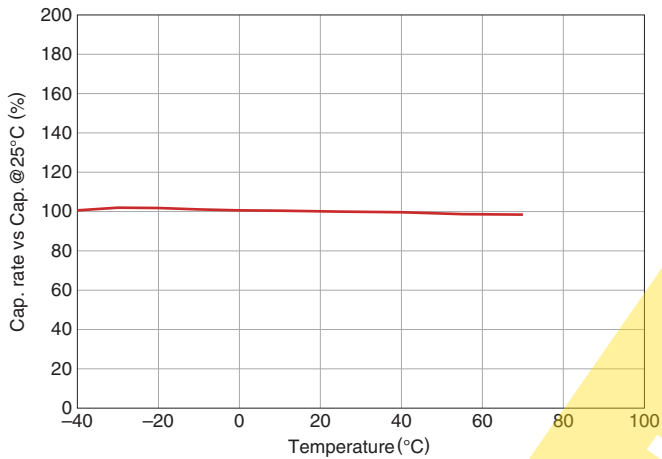
EDLC212520 series

ELECTRICAL CHARACTERISTICS

CHARACTERISTICS SPECIFICATION TABLES

Part No.	Nominal capacitance (mF)typ.	Nominal Impedance [AC 1kHz] (mΩ)typ.	Operating voltage	
			continuous (V)	peak (V)
EDLC212520-351-2F-50	350	55	4.2	5.5

EXAMPLE OF THERMAL CHARACTERISTICS



- The graph of THERMAL CHARACTERISTICS mentioned above shows the typical behavior of the product, and does not show the guarantee values.
- It is a value for standard temperature 25°C.

TEMPERATURE RANGE

Part No.	Temperature range	
	Operating temperature (°C)	Storage temperature (°C)
EDLC212520-351-2F-50	-40 to +70°C	-40 to +85°C