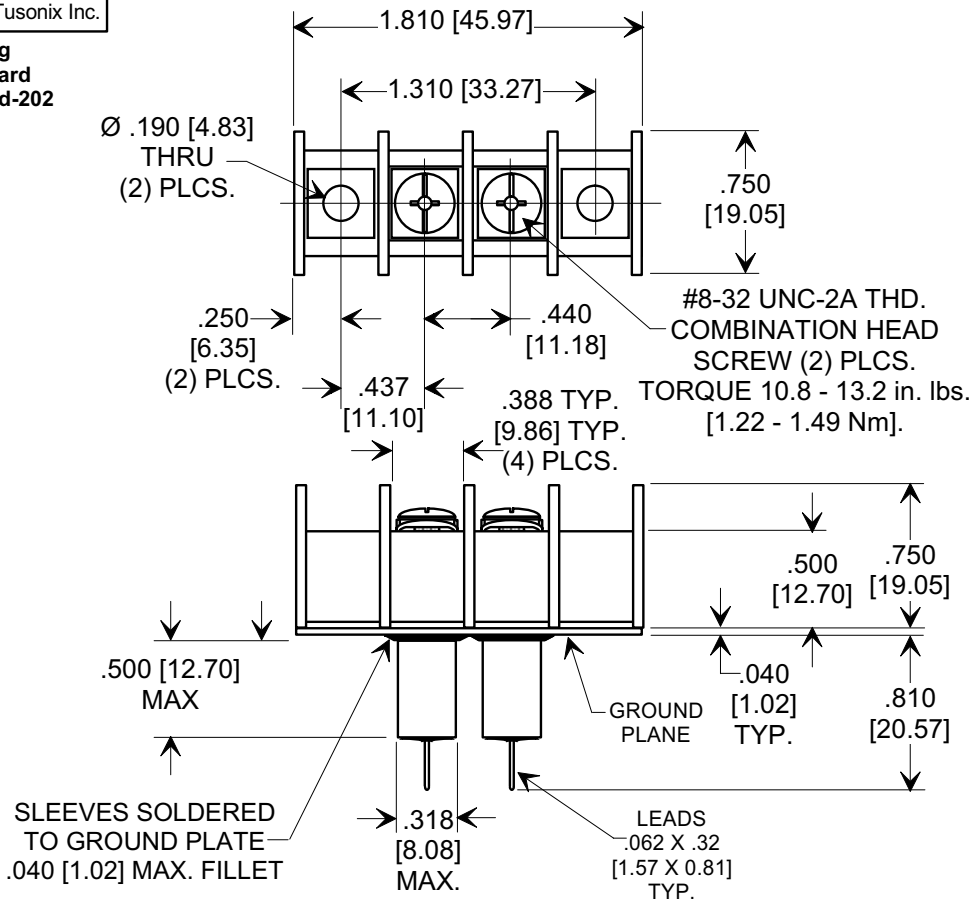
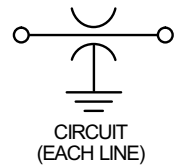
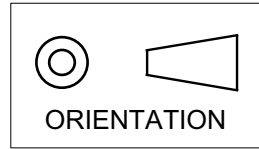


This drawing is the property of Tusonix, Inc., and may not be used, reproduced, published or disclosed to others without expressed authorization by Tusonix Inc.

Electrical Testing
per Tusonix standard
test plans and Mil-Std-202
Test Methods.

MARKETING SALES DRAWING
DIMENSIONS IN INCHES - DO NOT SCALE THIS DRAWING
DIMENSIONS IN METRIC - []



NOTES:

- TUSONIX STANDARD PART NUMBER: 7602-602N
TUSONIX RoHS COMPLIANT PART NUMBER: 7602-602N LF.
CUSTOMER MUST SPECIFY STANDARD OR RoHS PART NUMBER WHEN ORDERING.
- MAX. SOLDERING TEMPERATURE 500°F [260°C].
- BLOCK MOUNTING: RECOMMENDED MOUNTING SCREWS (#8 PAN HEAD) TORQUE 4.5 - 5.5 in. lbs. [0.51 - 0.62 Nm].
- MOLDED MATERIAL: HIGH TEMPERATURE THERMOPLASTIC (PBT) UL RATED 94 V-0.
- RATED FOR DIRECT CURRENT APPLICATIONS ONLY.
- TERMINAL BLOCK IS UL RECOGNIZED "FOR FIELD WIRING" (STANDARD 1059, GUIDE NO. XCFR2) (PENDING).
- TERMINAL BLOCK TO COMPLY WITH TELCORDIA GR-63-CORE, ISSUE 2, PARAGRAPH 5.4.2 (EXCEPT SWEEP 5 Hz TO 200 Hz RANGE) WHEN TERMINAL SCREWS ARE PROPERLY TORQUED TO APPROPRIATE UL RECOGNIZED OR LISTED RING TERMINAL.
- LEAD FINISH: MATTE TIN.
- PLATE MATERIAL: .040" COPPER ALLOY, MATTE TIN FINISH.
- PART MARKING: TRADEMARK, PART NUMBER, DATE CODE, AND UL RECOGNITION: WHITE INK. RoHS PART: GREEN INK DOT.

Cx (pF)	WORKING VOLTAGE -40°C TO +125°C	I _{DC}	D.W.V.	I.R. MIN.	TYPICAL NO LOAD INSERTION LOSS (dB) AT 25°C PER MIL-STD-220			
					10 MHz	100 MHz	1 GHz	10 GHz
12,000/27,000	150 VDC	30 Amps	2121 VDC (60 SEC.)	10 G Ω	28	45	70	70

X-2015 Rev-0 REVISION RECORD Original Release C.O. ECO-664	A	TOLERANCES unless otherwise specified 2 PLC. DECIMAL ± N/A 3 PLC. DECIMAL ± .030 [.076] ANGLES ± N/A	Title "C" FEED - THRU TERMINAL BLOCK 2 POSITION, UL RECOGNIZED	
			Drawn L.E. 04-15-09 Approved R.L. 04-15-09	Scale FULL
		A	TUSONIX TUCSON, ARIZONA	7602-602N