

# XUM8ANCNL2

Photoelectric sensors XU, XUM, BGS, Sn 0.3 m, 12...24 VDC, cable 2 m



## Main

|                               |   |
|-------------------------------|---|
| Range of Product              | Telemecanique Photoelectric sensors XU              |
| Series name                   | General purpose single mode                         |
| Electronic sensor type        | Photo-electric sensor                               |
| Sensor name                   | XUM   |
| Sensor design                 | Miniature   |
| Detection system              | Diffuse with background suppression                 |
| Material                      | Plastic   |
| Type of output signal         | Discrete  |
| Supply circuit type           | DC  |
| Wiring Technique              | 3-wire  |
| Discrete output type          | NPN   |
| Discrete output function      | 1 NO or 1 NC programmable                           |
| Electrical connection         | Cable   |
| Cable length                  | 6.56 ft (2 m)                                       |
| Product Specific Application  | -   |
| Emission                      | Red diffuse with background suppression             |
| [Sn] nominal sensing distance | 0.98 ft (0.3 m) diffuse with background suppression |

## Complementary

|                           |  |
|---------------------------|--|
| Enclosure Material        | PBT  |
| Lens material             | PC   |
| Maximum sensing distance  | 0.98 ft (0.3 m) diffuse with background suppression  |
| Output Type               | Solid state  |
| Wire insulation material  | PVC  |
| Status LED                | 1 LED green)instability<br>1 LED orange)output state |
| [Us] rated supply voltage | 12...24 V DC reverse polarity protection             |
| Supply voltage limits     | 10...30 V DC   |
| Switching capacity in mA  | <= 100 mA overload and short-circuit protection)     |
| Maximum voltage drop      | <2 V closed state)                                   |
| Current consumption       | <= 20 mA no-load                                     |
| Maximum delay first up    | 100 ms   |
| Maximum delay response    | 1 ms   |
| Setting-up                | Sensitivity adjustment by potentiometer              |
| Depth                     | 0.79 in (20 mm)                                      |
| Height                    | 1.30 in (33 mm)                                      |
| Length                    | 0.43 in (11 mm)                                      |
| Width                     | 0.43 in (11 mm)                                      |
| Net Weight                | 0.08 lb(US) (0.035 kg)                               |

The information provided in this documentation contains general descriptions and/or technical characteristics of the performance of the products contained herein. This documentation is not intended as a substitute for and is not to be used for determining suitability or reliability of these products for specific user applications. It is the duty of any such user or integrator to perform the appropriate and complete risk analysis, evaluation and testing of the products with respect to the relevant specific application or use thereof. Neither Schneider Electric Industries SAS nor any of its affiliates or subsidiaries shall be responsible or liable for misuse of the information contained herein.

## Environment

|                                       |   |
|---------------------------------------|---|
| Product Certifications                | CE<br>cURus   |
| Ambient air temperature for operation | -13...131 °F (-25...55 °C)                            |
| Ambient Air Temperature for Storage   | -22...158 °F (-30...70 °C)                            |
| Immunity to ambient light             | 3000 Lux natural light<br>3000 lux incandescent light |
| Vibration resistance                  | 20 gn +/- 1.5 mm 10...500 Hz) IEC 60068-2-6           |
| Shock resistance                      | 50 gn 11 ms) IEC 60068-2-27                           |
| IP degree of protection               | IP67 IEC 60529  |



## Ordering and shipping details

|                       |                                       |
|-----------------------|---------------------------------------|
| Category              | 22415 - SENSORS, PHOTOELECTRIC, BASIC |
| Discount Schedule     | DS2                                   |
| GTIN                  | 3389119061001                         |
| Nbr. of units in pkg. | 1                                     |
| Package weight(Lbs)   | 2.12 oz (60 g)                        |
| Returnability         | Yes                                   |
| Country of origin     | CN                                    |

## Packing Units

|                              |                        |
|------------------------------|------------------------|
| Unit Type of Package 1       | PCE                    |
| Package 1 Height             | 1.24 in (3.144 cm)     |
| Package 1 width              | 2.90 in (7.367 cm)     |
| Package 1 Length             | 3.38 in (8.576 cm)     |
| Unit Type of Package 2       | CAR                    |
| Number of Units in Package 2 | 48                     |
| Package 2 Weight             | 6.90 lb(US) (3.131 kg) |
| Package 2 Height             | 5.55 in (14.1 cm)      |
| Package 2 width              | 11.65 in (29.6 cm)     |
| Package 2 Length             | 15.75 in (40 cm)       |

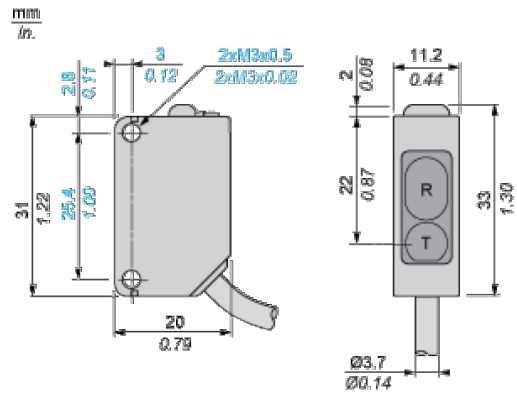
## Offer Sustainability

|                            |   |
|----------------------------|---|
| California proposition 65  | WARNING: This product can expose you to chemicals including: Diisononyl phthalate (DINP), which is known to the State of California to cause cancer, and Di-isodecyl phthalate (DIDP), which is known to the State of California to cause birth defects or other reproductive harm. For more information go to <a href="http://www.P65Warnings.ca.gov">www.P65Warnings.ca.gov</a> |
| EU RoHS Directive          | Pro-active compliance (Product out of EU RoHS legal scope)  <a href="#">EU RoHS Declaration</a>  |
| Mercury free               | Yes   |
| RoHS exemption information |  Yes   |

## Contractual warranty

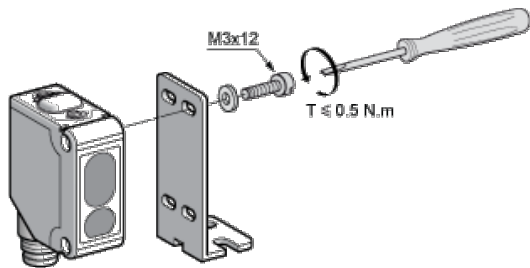
|          |           |
|----------|-----------|
| Warranty | 18 months |
|----------|-----------|

Dimensions



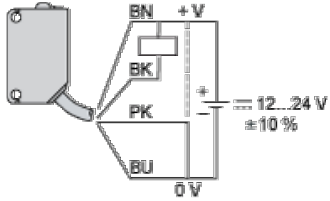
R: Reception  
T: Transmission

## Mounting



## Wiring Schemes

### NPN Output



(-) Blue

BU :

(+) Brown

BN :

(OUT) Black

BK :

(MODE) Pink

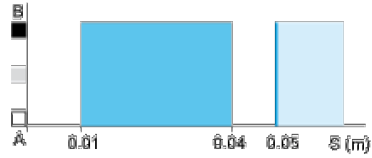
PK :

Note :This scheme is represented in "background suppression" mode, cabling of pink (PK) wire to 0 V

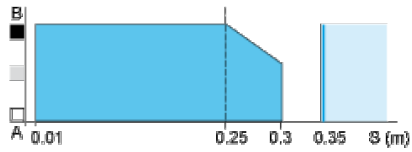
Detection Curves

Variation of Usable Sensing Distance

Minimum Setting



Maximum Setting



- (1) Black 6%
- (2) Grey 18%
- (3) White 90%
- (4) Sensing range
- (5) Non sensing zone (matt surfaces)

A-B : Object reflection coefficient

- (1) Black 6%
- (2) Grey 18%
- (3) White 90%
- (4) Sensing range
- (5) Non sensing zone (matt surfaces)