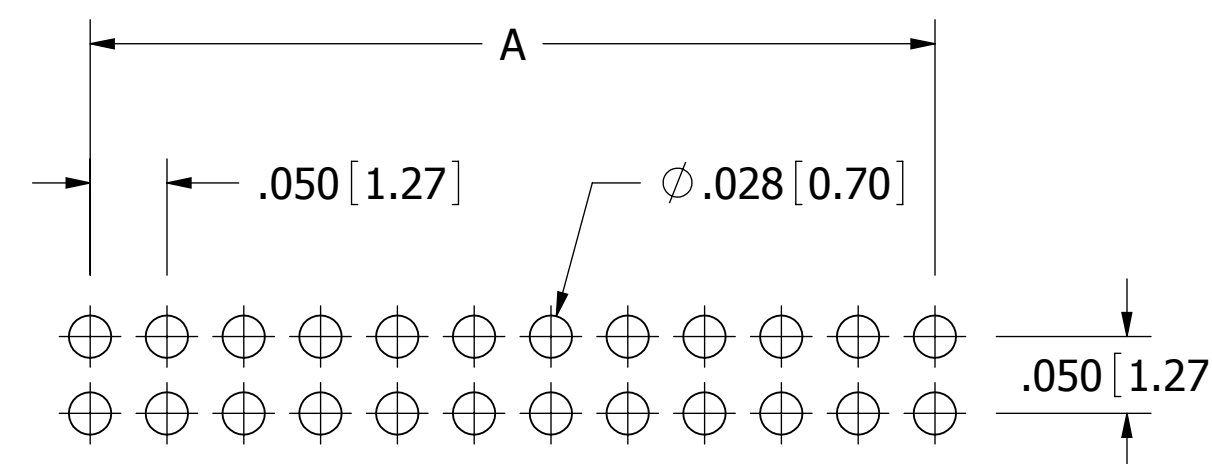
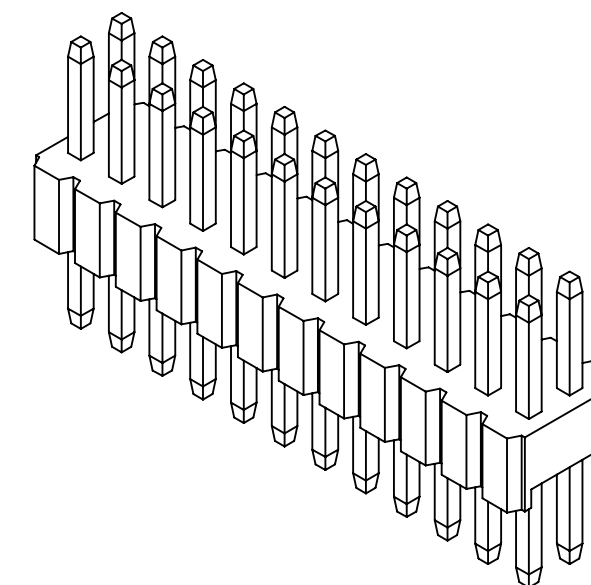
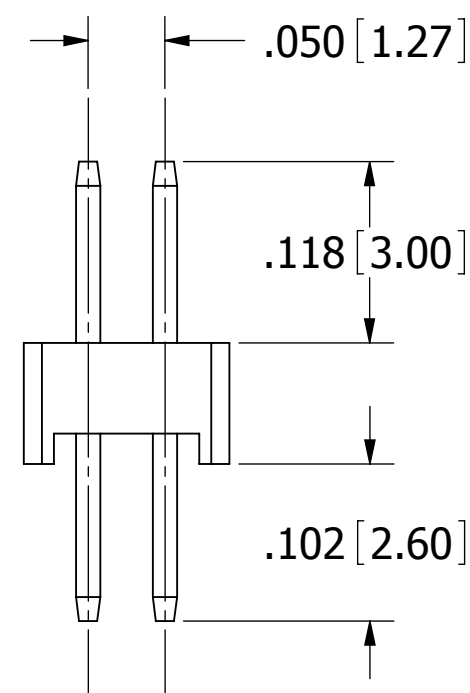
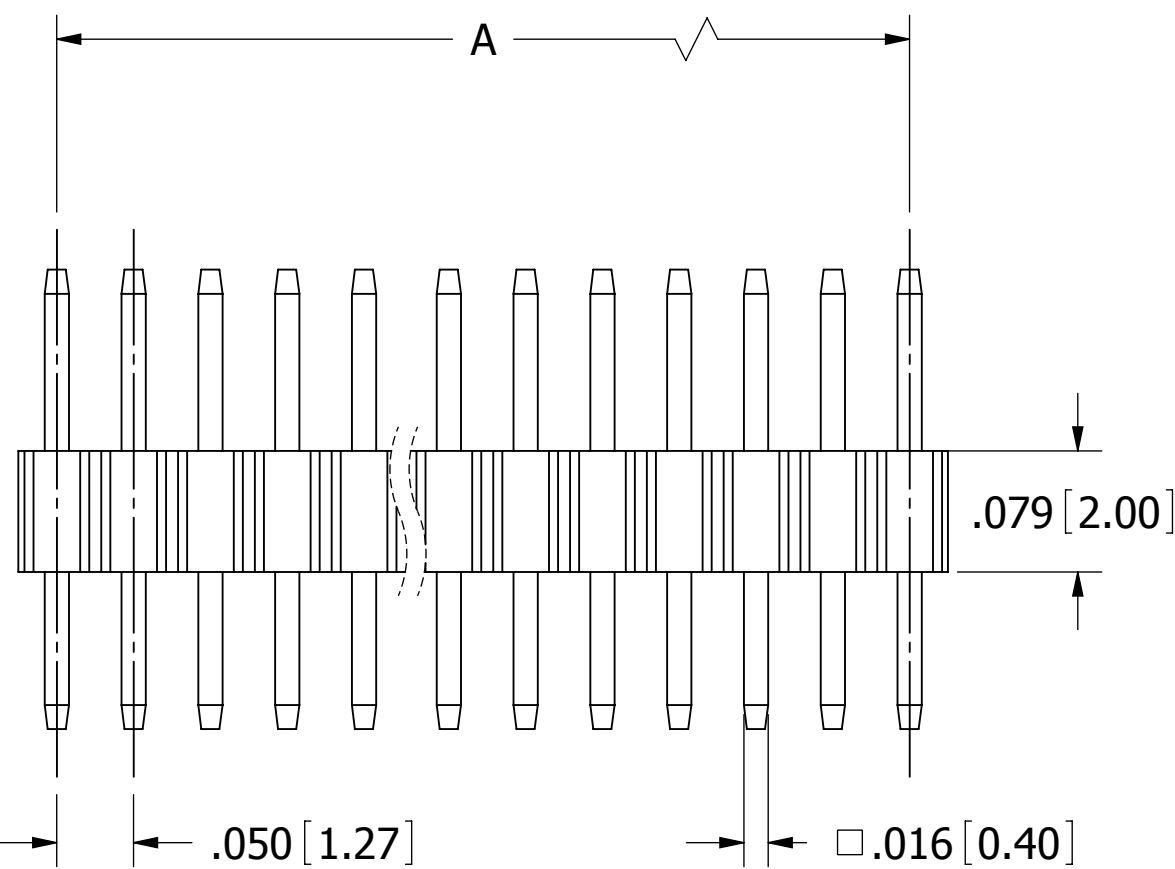
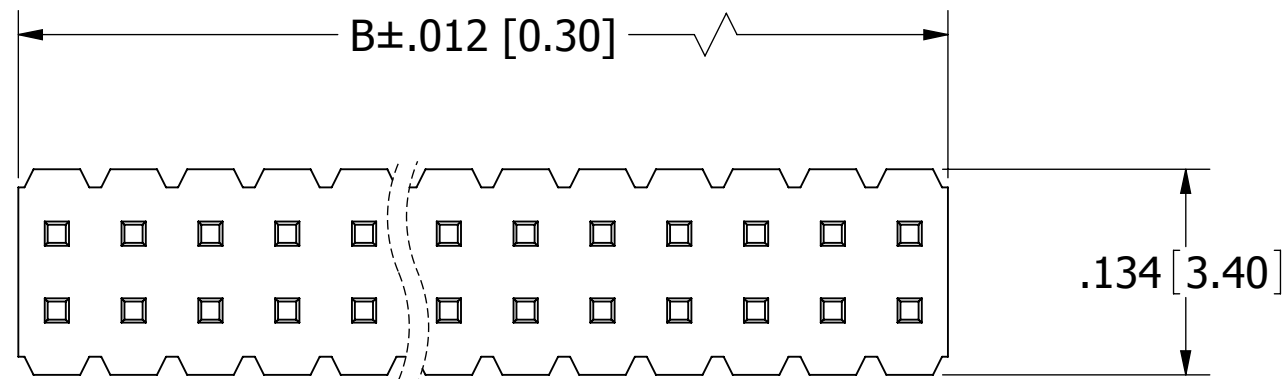


POSITIONS/ CONTACTS	A		B	
	INCH	MM	INCH	MM
02/04	0.050	1.27	0.100	2.54
03/06	0.100	2.54	0.150	3.81
04/08	0.150	3.81	0.200	5.08
05/10	0.200	5.08	0.250	6.35
06/12	0.250	6.35	0.300	7.62
07/14	0.300	7.62	0.350	8.89
08/16	0.350	8.89	0.400	10.16
09/18	0.400	10.16	0.450	11.43
10/20	0.450	11.43	0.500	12.70
11/22	0.500	12.70	0.550	13.97
12/24	0.550	13.97	0.600	15.24
13/26	0.600	15.24	0.650	16.51
14/28	0.650	16.51	0.700	17.78
15/30	0.700	17.78	0.750	19.05
16/32	0.750	19.05	0.800	20.32
17/34	0.800	20.32	0.850	21.59
18/36	0.850	21.59	0.900	22.86
19/38	0.900	22.86	0.950	24.13
20/40	0.950	24.13	1.000	25.40
21/42	1.000	25.40	1.050	26.67
22/44	1.050	26.67	1.100	27.94
23/46	1.100	27.94	1.150	29.21
24/48	1.150	29.21	1.200	30.48
25/50	1.200	30.48	1.250	31.75
26/52	1.250	31.75	1.300	33.02
27/54	1.300	33.02	1.350	34.29
28/56	1.350	34.29	1.400	35.56
29/58	1.400	35.56	1.450	36.83
30/60	1.450	36.83	1.500	38.10
31/62	1.500	38.10	1.550	39.37
32/64	1.550	39.37	1.600	40.64
33/66	1.600	40.64	1.650	41.91
34/68	1.650	41.91	1.700	43.18
35/70	1.700	43.18	1.750	44.45
36/72	1.750	44.45	1.800	45.72
37/74	1.800	45.72	1.850	46.99
38/76	1.850	46.99	1.900	48.26
39/78	1.900	48.26	1.950	49.53
40/80	1.950	49.53	2.000	50.80
41/82	2.000	50.80	2.050	52.07
42/84	2.050	52.07	2.100	53.34
43/86	2.100	53.34	2.150	54.61
44/88	2.150	54.61	2.200	55.88
45/90	2.200	55.88	2.250	57.15
46/92	2.250	57.15	2.300	58.42
47/94	2.300	58.42	2.350	59.69
48/96	2.350	59.69	2.400	60.96
49/98	2.400	60.96	2.450	62.23
50/100	2.450	62.23	2.500	63.50

PART NUMBER CODING

SMH200-NPPB-D__-ST-BK


NUMBER OF POSITIONS
(CONTACTS PER ROW, 02 THRU 50)



RECOMMENDED PCB LAYOUT

NOTES:

1. INSULATOR MATERIAL: NYLON 9T, UL 94V-0, COLOR: BLACK.
2. CONTACT MATERIAL: PHOSPHOR BRONZE.
3. CONTACT PLATING: .000030"-.000050" NICKEL UNDERPLATE, GOLD FLASH OVERALL.
4. CURRENT RATING: 1 AMP.
5. INSULATOR RESISTANCE: 5000 MEGOHMS MIN.
6. CONTACT RESISTANCE: 20 MILLIOHMS MAX.
7. DIELECTRIC WITHSTANDING: 500 V AC.
8. OPERATING TEMPERATURE: -40° C TO +105° C.
9. *PROCESSING TEMP.: 230° C MAX FOR 60 SECONDS (260° C MAX FOR 10 SECONDS)



RoHS COMPLIANT

UNLESS OTHERWISE SPECIFIED: DIMENSIONS ARE IN INCHES [MM]		DRAWN	DATE	NAME		
			3/11/11	LH		
TOLERANCES:					THE INFORMATION HEREIN CONTAINS PROPRIETARY INFORMATION OF SULLINS ELECTRONICS AND IS NOT TO BE REPRODUCED, USED OR DISCLOSED TO OTHERS FOR ANY PURPOSE EXCEPT AS SPECIFICALLY AUTHORIZED IN WRITING BY AN OFFICER OF SULLINS ELECTRONICS.	
ANGULAR:						
DECIMALS						
.XX = ± .012 [.31] .XXX = ± .008 [.20] .XXXX = ± .0040 [.100]						
TITLE					SMH200-NPPB-D__-ST-BK	
PART NUMBER					SMH200-NPPB-D__-ST-BK	
SIZE	CAGE CODE	DWG. NO.	REV			
C	54453	11673	C			
SCALE: 8:1					SHEET 1 OF 1	