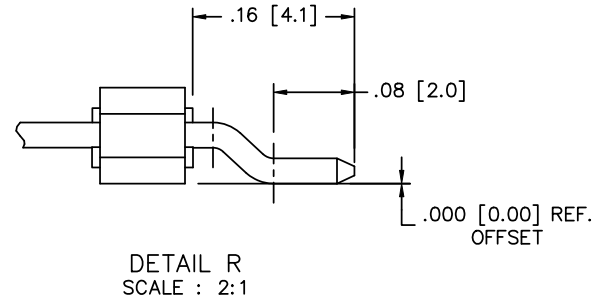
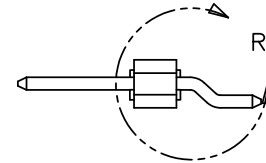
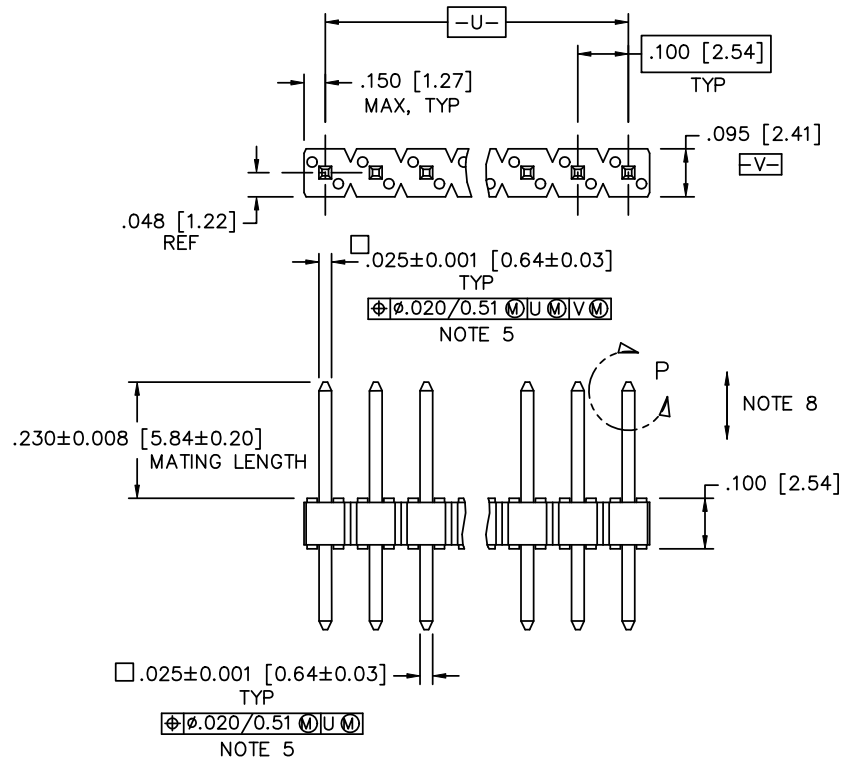


PRODUCT NUMBER
10027011-XYHXLF

- LEAD FREE OPTION (SEE NOTES 11 & 12)
- PACKAGING (SEE NOTES 4, 9 & 10)
- INDICATES HIGH TEMPERATURE PLASTIC
- NO. OF POS. (SEE NOTE 3)
- PIN PLATING (SEE SHEET 2)



mat'l. code		surface ISO 1302		tolerance ISO 406 ISO 1101		projection		product family BERGSTIK	
ltr		ecn no dr		date		tolerances unless otherwise specified		title	
A	V03-1019	TAB	9/10/03	angles	linear	.XXX±.01/.XXX±0.3	INCH/MM	BERGSTIK® II HEADER SR.	
B	M05-0222	MHT	10/20/05			.XXX±.005/.XXX±0.13		.100/2.54cc HORIZ. SMT.	
C	M06-0271	AGS	7/14/06	0°±2'		.XXX±.0020/.XXX±0.051	scale 3:1		
D	M06-0356	MHT	9/08/06	dr	L.POTTEIGER	4/7/03	FCJ	dwg no sheet 1 of 2 size	
E	M08-0279	MHT	9/30/08	engr	H. SUNDY	4/7/03		10027011 A3	
F	ENR-ELI-W-012835	DCS	2012-09-13	chr	H. SUNDY	4/7/03		type Product Customer Drawing	
				appc	H. SUNDY	4/7/03			
sheet index	revision sheet	F 1	F 2						

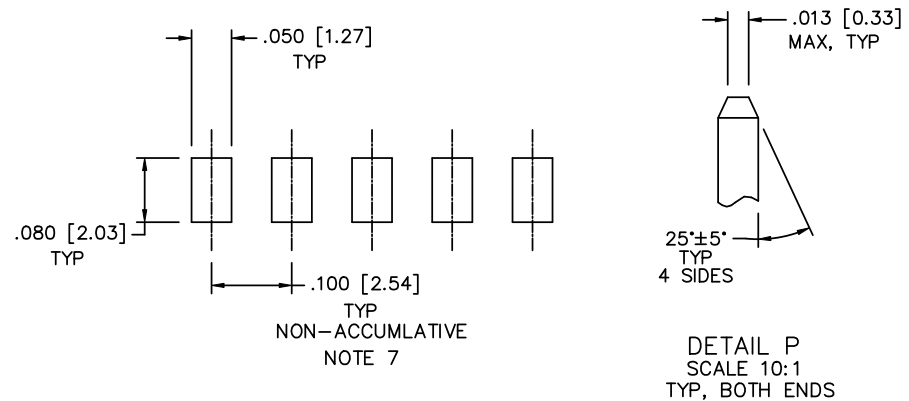
PRODUCT NUMBER	PIN OVERPLATING
10027011-1YYH	30u"/0.76u MIN (SEE NOTE 13) OVER 50u"/1.27u MIN Ni
-2YYH	15u"/0.38u MIN (SEE NOTE 13) OVER 50u"/1.27u MIN Ni
-3YYH	50u"/1.27u MIN Au OVER 50u"/1.27u MIN Ni
-4YYH	100u"/2.54u MIN Sn OVER 50u"/1.27u MIN Ni (SEE NOTE 14)
-4YYHLF	
-5YYH	15u"/0.38u MIN (SEE NOTE 13) OVER 50u"/1.27u MIN Ni
-6YYH	30u"/0.76u MIN (SEE NOTE 13) OVER 50u"/1.27u MIN Ni
-7YYH	30u"/0.76u MIN (SEE NOTE 15) OVER 50u"/1.27u MIN Ni $\triangle A$
10027011-8YYH	15u"/0.38u MIN (SEE NOTE 15) OVER 50u"/1.27u MIN Ni $\triangle A$

NOTES:

- BODY MATERIAL: 30% GLASS-FIBER REINFORCED PCT FLAME RETARDANT PER UL-94V-0. COLOR: BLACK.
OR
MINERAL FILLED LCP FLAME RETARDANT PER UL-94V-0. COLOR: BLACK.

PART NUMBERS WITH "H" SUFFIX TO 260°C PEAK TEMPERATURE FOR 20 SECONDS IN WAVE SOLDER, INFRA-RED OR VAPOR PHASE SOLDER PROCESS.

PART NUMBERS WITHOUT "H" SUFFIX TO 260°C PEAK TEMPERATURE FOR 20 SECONDS IN WAVE SOLDER, INFRA-RED OR VAPOR PHASE SOLDER PROCESS.
- PIN MATERIAL: PHOS-BRONZE.
- NUMBER OF POSITIONS FROM 2 TO 15.
- PART NUMBER WITHOUT SUFFIX ADDED PACKAGED IN POLYBAGS.
- MEASURED WITH PART IN RESTRAINED CONDITION.
- TWO SIDES OF PIN TIPS NOT PLATED TYPICAL BOTH ENDS.
- THIS SPECIAL PART CONFIGURATION REQUIRES CUSTOMER TO PROVIDE EXTERNAL HOLD-DOWN TO INSURE STABILITY DURING FIELD APPLICATION.
- 2 Lbs/0.9 Kg MIN PIN RETENTION IN EITHER DIRECTION.
- ADD "T" AS SUFFIX TO PART DASH NUMBER FOR TUBE PACKAGING. EXAMPLE : 10027011--XYHT
- PART NUMBERS FOLLOWED BY A "W" SUFFIX ARE PACKAGED TAPE & REEL WITHOUT A PICK-UP CAP. EXAMPLE : 10027011-XYHW



RECOMMENDED PAD LAYOUT
SCALE 5:1

DETAIL P
SCALE 10:1
TYP, BOTH ENDS

- ADD "LF" SUFFIX AT THE END OF PART NUMBER FOR LEAD FREE NOT AVAILABLE FOR -5YY, -5YYH, -6YY & -6YYH,
- THESE PRODUCTS MEETS EUROPEAN UNION DIRECTIVES AND OTHER COUNTRY REGULATION AS DESCRIBED IN GS-22-008.
- PLATING OPTIONS: MAY BE EITHER GOLD OR GXT PLATED AT MANUFACTURER'S CHOICE.
- "THIS PRODUCT HAS 100% TIN PLATING IN THE INTERFACE AND HAS NOT BEEN TESTED FOR WHISKER GROWTH IN ALL INTERCONNECT ENVIRONMENTS."
- PLATING OPTIONS: GOLD OR GXT ON CONTACT AREA AND 78~295u"/2~7.5u TIN ON SOLDER AREA. $\triangle A$

mat'l. code		surface ISO 1302 <input checked="" type="checkbox"/>		tolerance ISO 406 <input checked="" type="checkbox"/> ISO 1101		projection		product family BERGSTIK		
ltr	ecn	no	dr	date		tolerances unless otherwise specified		title		
F						angles linear .XXX±.01/.XXX±0.3 .XXX±.005/.XXX±0.13 .XXX±.0020/.XXX±0.051		INCH/MM BERGSTIK® II HEADER SR. .100/2.54cc HORIZ. SMT.		
				0°±2'		scale 3:1		dwg no 10027011 sheet 2 of 2 size A3		
				dr L.POTTEIGER 4/7/03				type Product Customer Drawing		
				enr H. SUNDY 4/7/03						
				chr H. SUNDY 4/7/03						
				appd H. SUNDY 4/7/03						
sheet index	revision sheet									