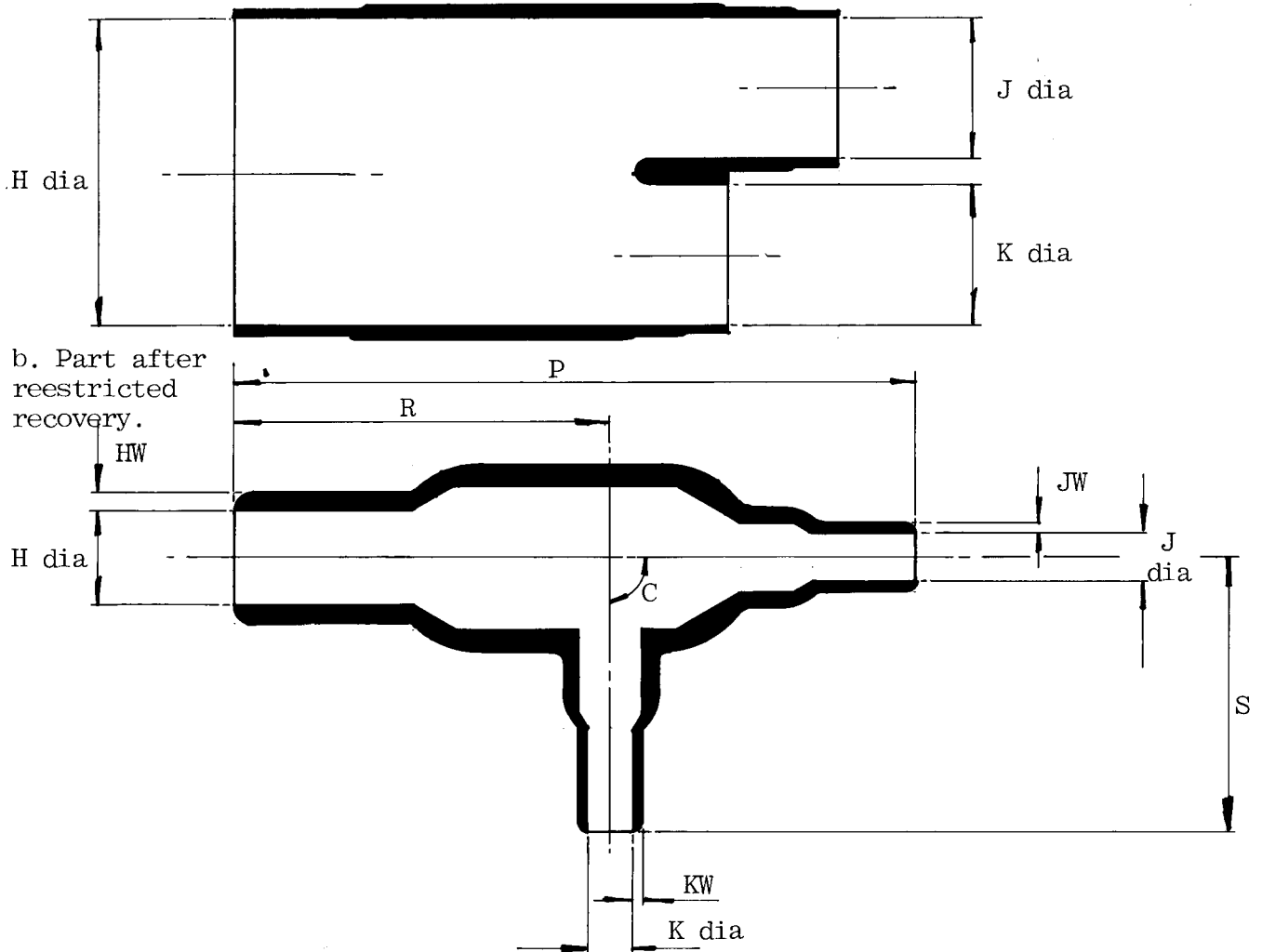


a. Part as supplied

Customer Modified Part

322A024 - 25 - G02



Dimensions (in millimetres)

Part No.	H		J		K		P	R	S	HW	JW	KW	C
	min a	max b	min a	max b	min a	max b	+10% b	+10% b	+10% b	+20% b	+20% b	+20% b	+5° b
322A024- 25-G02	27	13,2	20	6,6	20	6,6	97	54	39	2,5	1,5	1,5	90°

Drawn G. Evans

Checked *[Signature]* Issue 1

Date December 1981

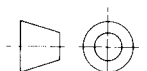
Conforms to ISO Recommendations
3rd Angle Projection
Not to scale

Approval

Design *[Signature]*

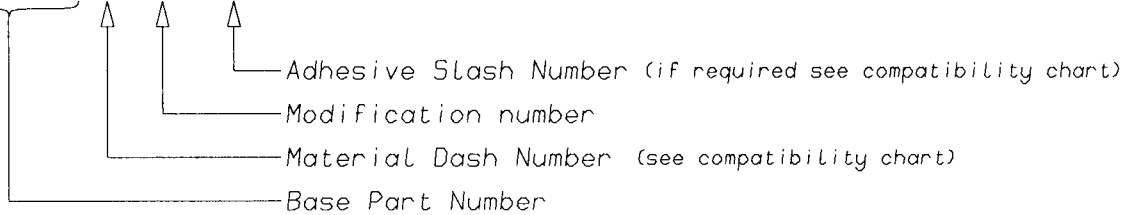
MKTG *[Signature]*

O.C. *[Signature]*



Ordering Information

202A163-*G13/**-0



COMPATIBILITY CHART

MATERIAL DASH NUMBER	MATERIAL DESCRIPTION	COATING SLASH NUMBER
-3	POLYOLEFIN, SEMI-RIGID	/42 ,/86
-4	POLYOLEFIN, FLEXIBLE	/42 ,/86
-25	ELASTOMER, FLUID RESISTANT	/86,/225

AS SUPPLIED DIMENSIONS ARE FOR UNCOATED PARTS,
WHEN COATING IS ADDED, ENTRY DIAMETERS WILL REDUCE BY 1.5mm MAX.

Raychem
 Electronics OEM Division Europe
 Swindon, Wiltshire, England.
 Telephone: (01793) 528171 Fax: 573923