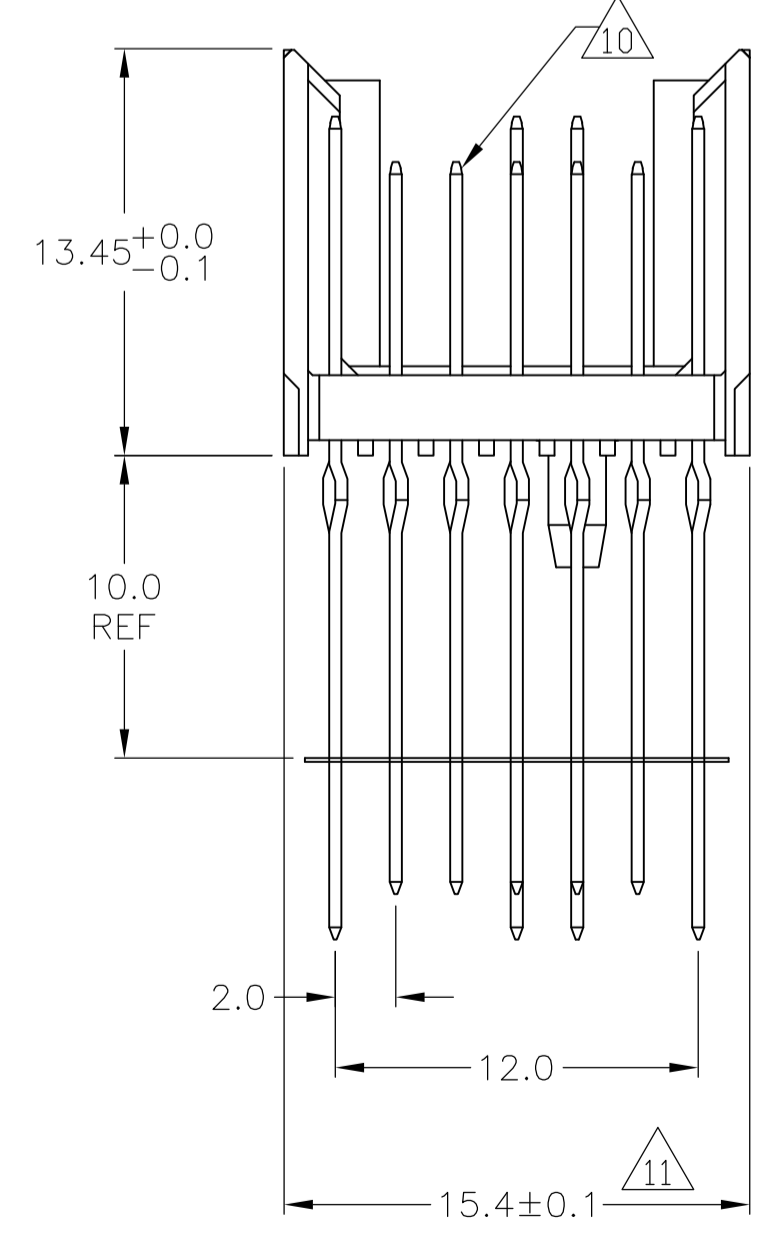
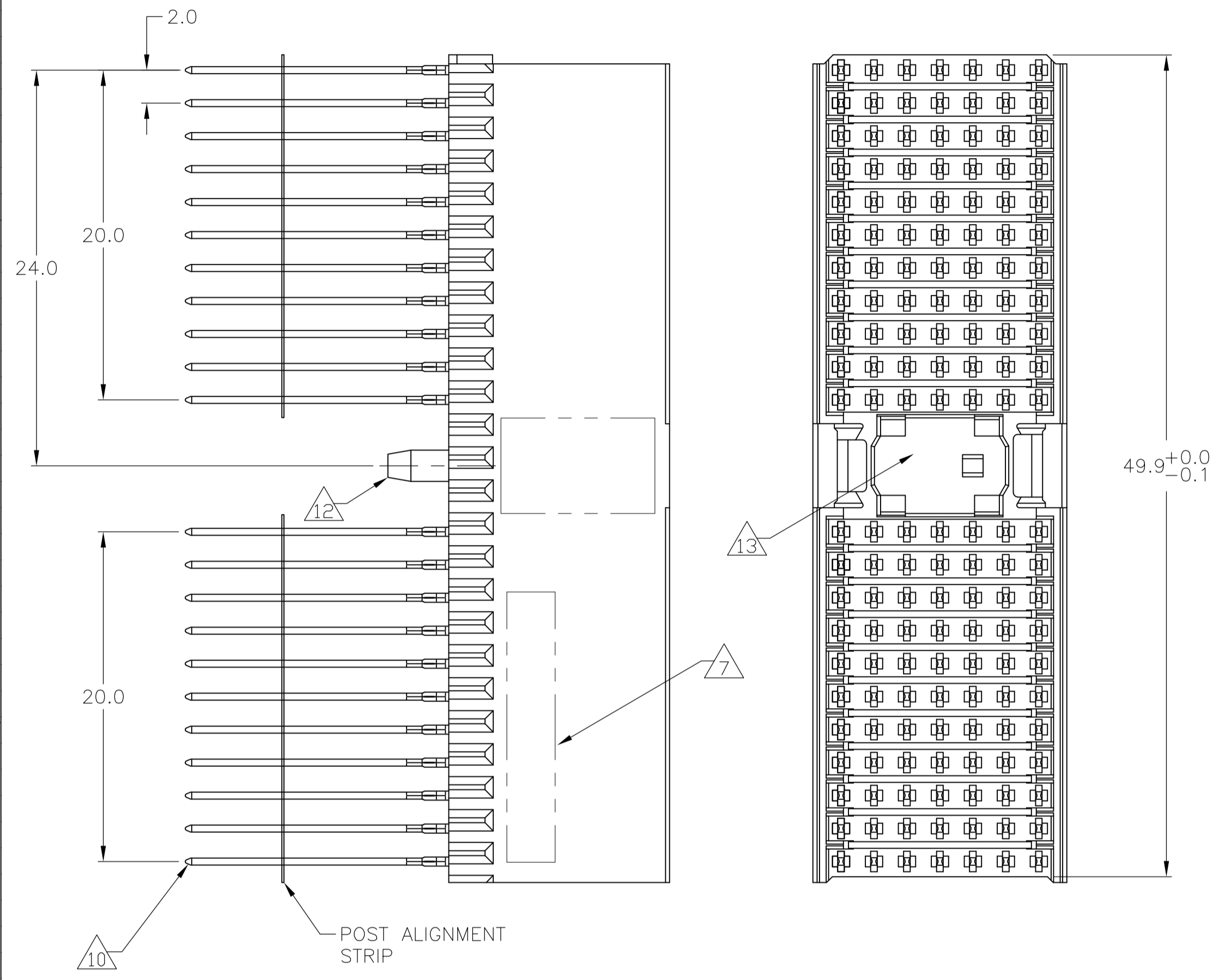
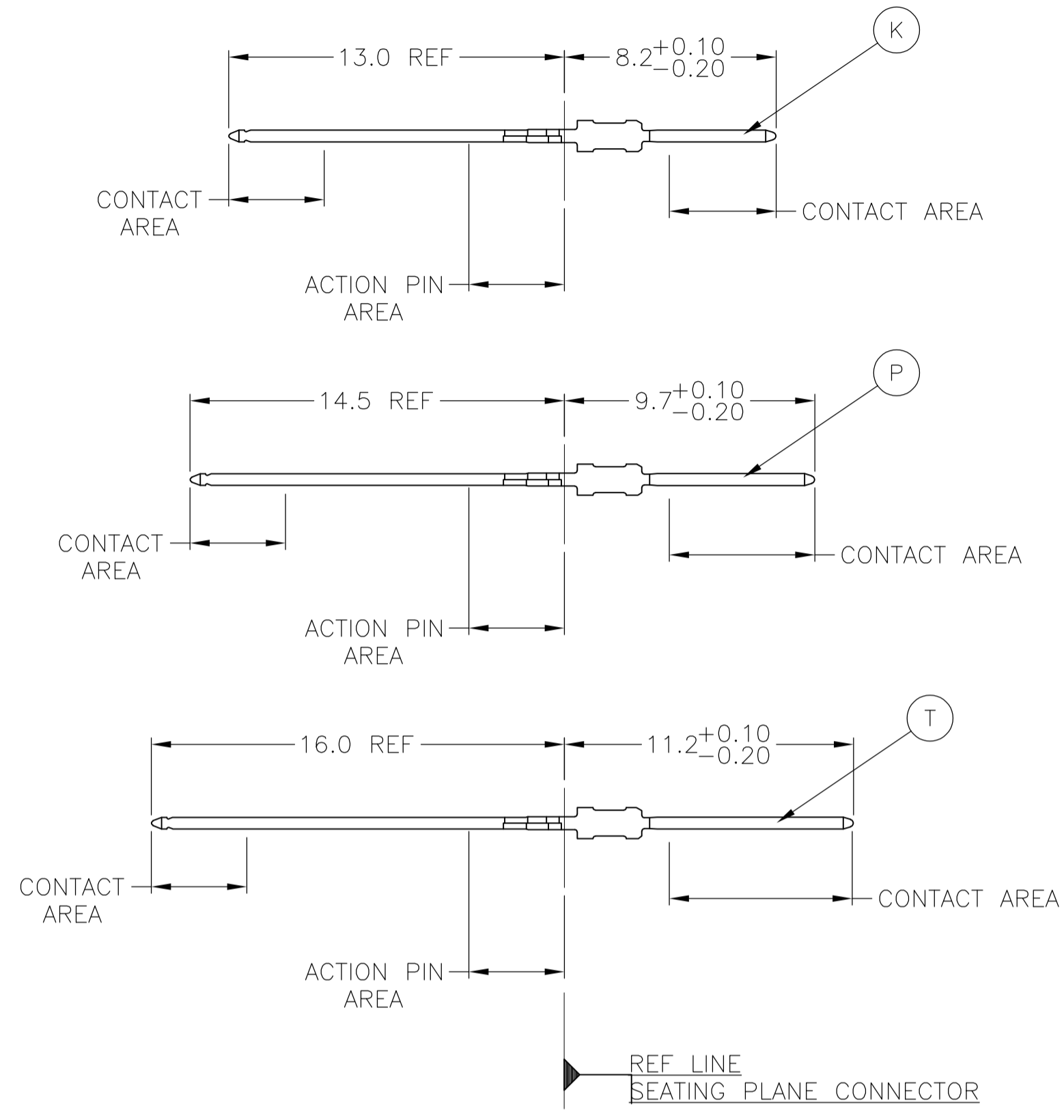


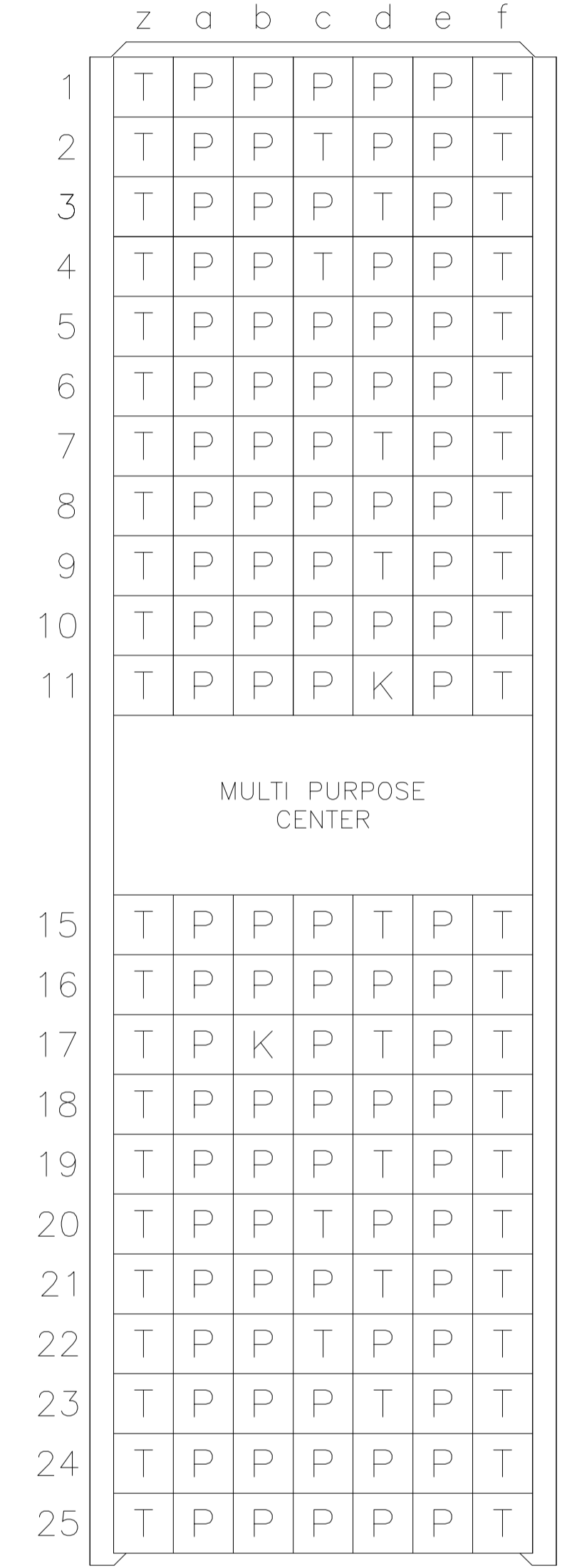
### CONNECTOR ASSEMBLY EXAMPLARY LOADED



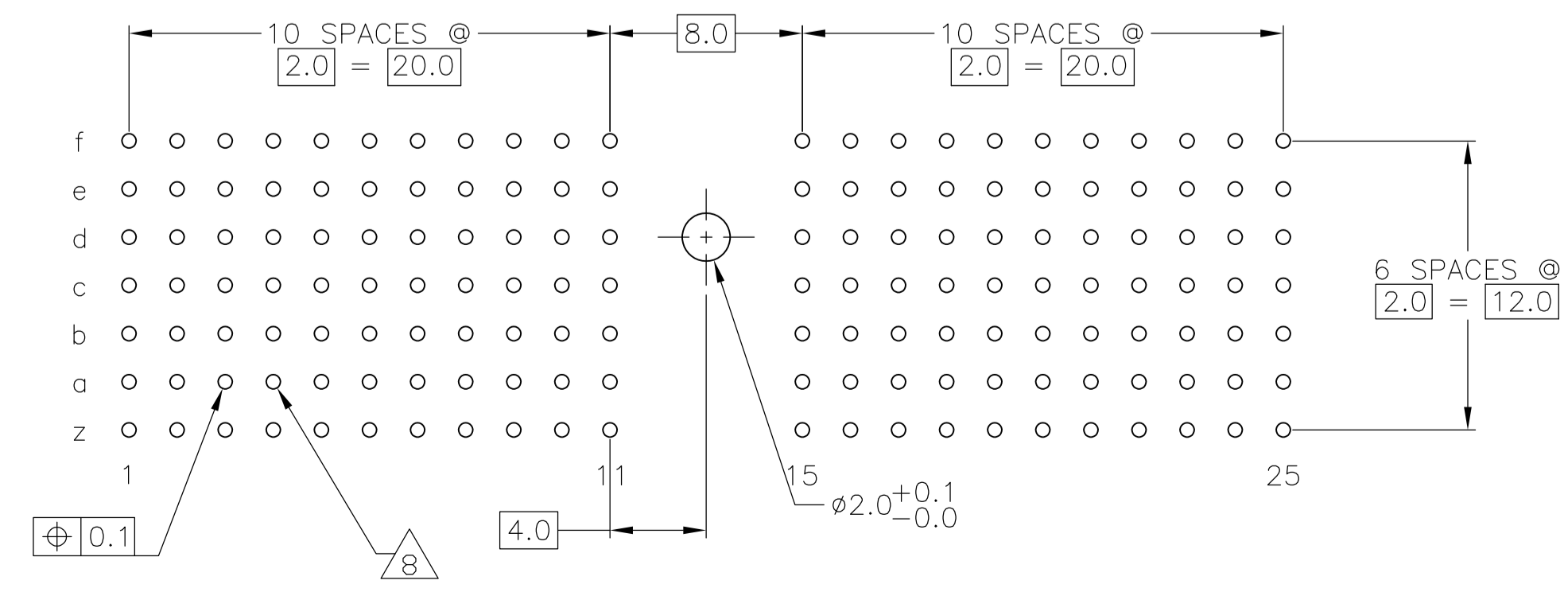
### CONTACT DIMENSIONS SCALE 5:1



### CONTACT LAYOUT



### RECOMMENDED PCB-HOLE LAYOUT COMPONENT SIDE SHOWN



### PLATED THRU HOLES PARAMETERS REFERENCE APPLICATION SPECIFICATION

2 6 14	1-5352521-9
2 5 14	5352521-9
2 4	5352521-4
2 3	5352521-1
FINISH	PART NUMBER

THIS DRAWING IS A CONTROLLED DOCUMENT.

DIMENSIONS: mm	TOLERANCES UNLESS OTHERWISE SPECIFIED:	DIN B CARDO	08SEP05	Tyco Electronics Corporation Harrisburg, Pa 17105-3608
0-PLC ±	1-PLC ±0.1	CIK G SKIPPER	08SEP05	
MATERIAL	FINISH SEE TABLE	APVD G SKIPPER	08SEP05	NAME
		PRODUCT SPEC	108-19082	MALE ASSEMBLY, Z-PACK 2mm HM, TYPE A
		APPLICATION SPEC	114-19029	SIZE CAGE CODE DRAWING NO
		WEIGHT	A1 00779	RESTRICTED TO
		CUSTOMER DRAWING	SCALE 4:1	SHEET 1 OF 2

LOC		DIST		REVISIONS				
P	LTR	DESCRIPTION	DATE	DN	APVD			
AD	00	SEE SHEET 1	-	-	-			

- 1 MATERIAL:  
CONTACT: PHOSPHOR BRONZE.  
HOUSING: GLASS-FILLED POLYESTER.
- 2 GENERAL PLATING SPECIFICATION: UNDERPLATING  
(ENTIRE CONTACT): 1.27µm MIN NICKEL AND ACTION  
PIN: 0.5µm MIN TIN.  
FOR PLATING OF MATING SURFACES SEE APPLICABLE  
SPECIFICATION REFERENCE FOR EACH DASH NUMBER.
- 3 CONFORMS TO ALL TESTING ACCORDING TO IEC 61076-4-101  
PERFORMANCE LEVEL 2.
- 4 CONFORMS TO ALL TESTING ACCORDING TO IEC 61076-4-101  
PERFORMANCE LEVEL 1.
- 5 CONNECTOR TESTED AND QUALIFIED AGAINST TELCORDIA GR-1217-CORE QUALITY LEVEL 3,  
CENTRAL OFFICE APPLICATIONS.
- 6 CONNECTOR TESTED AND QUALIFIED AGAINST TELCORDIA GR-1217-CORE QUALITY LEVEL 3,  
UNCONTROLLED ENVIROMENT APPLICATIONS.
- 7 CONNECTOR MARKED WITH PART NUMBER AND DATE CODE.  
ADDITIONAL CHARACTERS OR MARKINGS, AS WELL AS THE LOCATION OF THE MARKINGS,  
MAY BE ADDED FOR TRACEABILITY BASED UPON MANUFACTURERS DISCRETION.
- 8 PLATED-THROUGH HOLES AT 2x2mm SQUARE GRID  
PATTERN DEFINED BY CONTACT LAYOUT.
- 9 FOR ACTUAL PIN LOADING SEE "CONTACT LAYOUT".
- 10 FOR ACTUAL PIN DIMENSIONS SEE "CONTACT DIMENSIONS".
- 11 TO BE MEASURED AT BOTTOM OF SHROUD.
- 12 POLARIZATION FEATURE.
- 13 AREA RESERVED FOR KEYING PART (BASIC P/N 100525).
- 14 CONNECTOR LUBRICATED WITH BELCORE APPROVED LUBRICANT,  
TECHNICAL REFERENCE: TR-NWT-001217 ISSUE 1, SEP 1992.

THIS DRAWING IS A CONTROLLED DOCUMENT.		DIN B CARBO	DBSEPOS	Tyco Electronics Corporation Harrisburg, Pa 17105-3608	
DIMENSIONS: mm		CIK G SKIPPER	DBSEPOS	NAME MALE ASSEMBLY, Z-PACK 2mm HM, TYPE A	
TOLERANCES UNLESS OTHERWISE SPECIFIED: 0-PLC ± 1-PLC ±0.1 2-PLC ± 3-PLC ± 4-PLC ± ANGLES ±		APVD G SKIPPER	DBSEPOS	PRODUCT SPEC 108-19082	
MATERIAL SEE SHEET 1		FINISH SEE SHEET 1	WEIGHT -	SIZE A1	CAGE CODE 00779
		DRAWING NO 5352521		RESTRICTED TO -	
		CUSTOMER DRAWING		SCALE 4:1	SHEET 2 OF 2
				REV A	