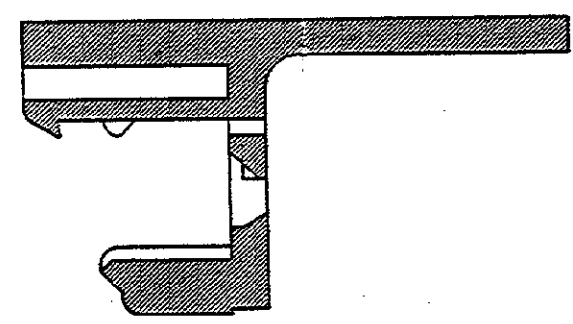
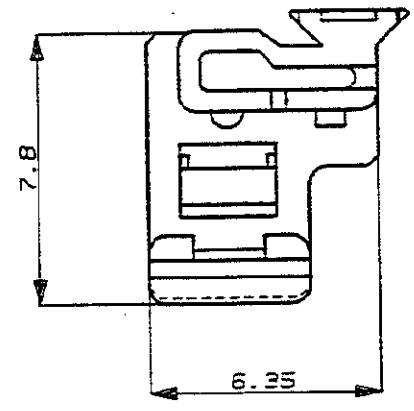
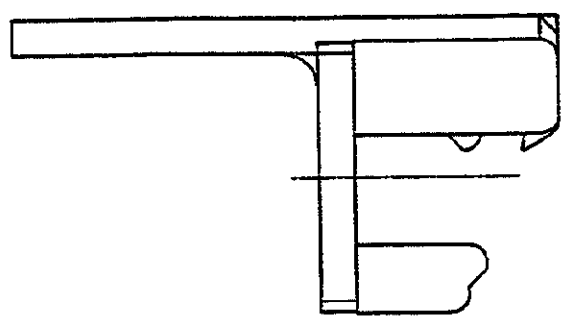
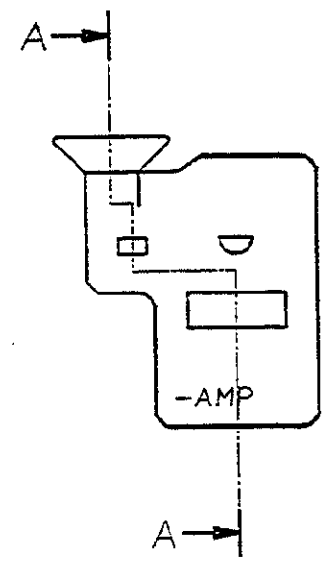


NUMBER C-175916
 METRIC
 3rd ANGLE PROJECTION



断面 A-A
 SECT.

注;
 1. 装着相手型番
 3極キャップハウジング P/N 175912-5
 (1極側に装着)
 5極キャップハウジング P/N 175920-5
 (1極側に装着)

NOTES;
 1 MATING HOUSING PART NUMBERS ARE
 175912-5 AND 175920-5

175916-8	ORANGE オレンジ	1
P/N 型番	COLOR 色	NO. 項番

Copyright ©1990 AMP (Japan) LTD. ALL RIGHTS RESERVED.		AMP		AMP (JAPAN), LTD. Tokyo, Japan	
WIRE RANGE mm ² (AWG)		INSULATION DIA mmφ		NAME AIR BAG CONNECTOR 1Pos. DOUBLE LOCK PLATE エアバック コネクタ	
MATERIAL PBT		FINISH		1極 キャップ用ダブルロックプレート	
A	REVISED 2/8/90 J-12513 KO SL 5/8/90	DR. Y. Fujimori 4/26/90 DE. K. Oda 4/26/90		GENERAL TOLERANCE	
O	RELEASED 7/8/90 J-12471 KO SI 5/8/90	CHK. S. Ishida 5/8/90 APP. M. Nouchi 5/8/90		SIZE LOC NUMBER A3 J C-175916	
LTR	REVISION RECORD	DR	CHK	DATE	SCALE 5-1 REV. A SHEET //

CUSTOMER DRAWING

PRINT DIST DIMENSIONS IN MILLIMETERS. DO NOT SCALE PRINT