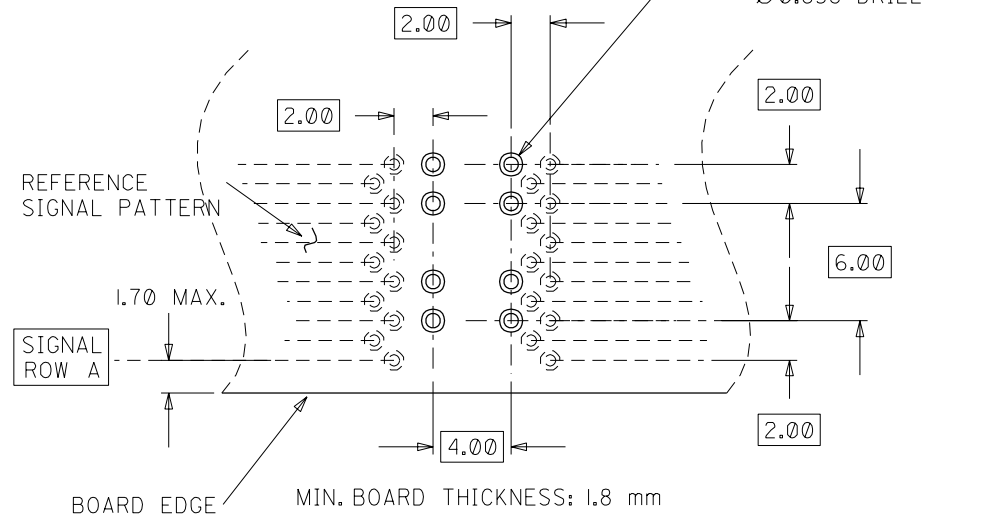
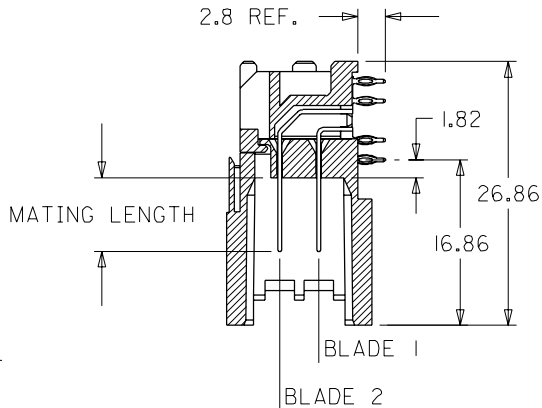
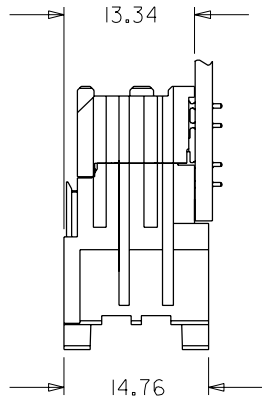
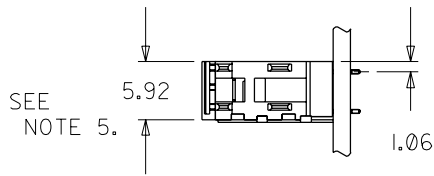
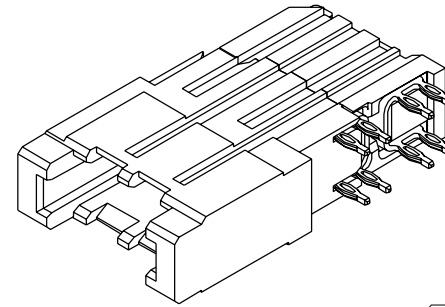


MATERIAL NUMBER ASSIGNMENT

74026 - 6 * * 0 SEE NOTE 2. & 3.

BLADE 1 MATING LENGTH	BLADE 2 MATING LENGTH
1 = 7.5 mm	1 = 7.5 mm
2 = 9.0 mm	2 = 9.0 mm
3 = 10.5 mm	3 = 10.5 mm
4 = 12.0 mm	4 = 12.0 mm
6 = 7.5 mm	6 = 7.5 mm
7 = 9.0 mm	7 = 9.0 mm
8 = 10.5 mm	8 = 10.5 mm
9 = 12.0 mm	9 = 12.0 mm



NOTES:

- MATERIALS:
HOUSING - LIQUID CRYSTAL POLYMER (LCP)
UL94 V-0 RATED, COLOR: BLACK
TERMINAL - COPPER ALLOY
- FINISH: SELECT GOLD ON MATING SURFACE, 30 microINCH THICK; TIN/LEAD ON TAILS; NICKEL OVERALL.
(WHEN * = 1, 2, 3, OR 4)
- FINISH: SELECT GOLD ON MATING SURFACE, 50 microINCH THICK; TIN/LEAD ON TAILS; NICKEL OVERALL.
(WHEN * = 6, 7, 8, OR 9)
- THIS PART CONFORMS TO PRODUCT SPECIFICATION PS-74031-999.
- PART SHOWN IS 74026-6110.
- USE 6.00 mm NOMINAL FOR DAUGHTERCARD LAYOUT.

ADD 50 GOLD P/N EC NO. UDT200-1-1333 DRWN: ELO 01/05/25 CHK: ELO 01/05/25 APPR: BIXLER 01/05/20	QUALITY SYMBOLS MAJOR $\nabla = 0$ CRITICAL $\nabla C = 0$	GENERAL TOLERANCES: (UNLESS SPECIFIED)		SCALE NONE	DESIGN UNITS <input checked="" type="checkbox"/> mm <input type="checkbox"/> INCH	DIMENSIONS: <input type="checkbox"/> mm <input type="checkbox"/> INCH <input type="checkbox"/> mm <input checked="" type="checkbox"/> mm ONLY	SHT	REV
		mm	INCH	DRAWN BY & DATE ELO 98/10/15	THIRD ANGLE PROJECTION	REVISION ON CAD ONLY		
D	REV	4 PLACES ±0.		CHECKED BY & DATE BREARLEY 98/10/21		TITLE: VHDM POWER 6 ROW DAUGHTERCARD SALES ASSEMBLY		
		3 PLACES ±0.		APPROVED BY & DATE BIXLER 98/10/29		MOLEX INCORPORATED		
		2 PLACES ±0.		CAD FILENAME SD-74026-001.S01		MATERIAL NO. SEE CHART	DRAWING NO. SD-74026-001	SHEET NO. 1 OF 1
		1 PLACE ±0.		DRAFT WHERE APPLICABLE MUST REMAIN WITHIN DIMENSIONS		THIS DRAWING CONTAINS INFORMATION THAT IS PROPRIETARY TO MOLEX INCORPORATED AND SHOULD NOT BE USED WITHOUT WRITTEN PERMISSION.		
		ANGULAR: ± 5 °				SIZE B		