



191

**MULTIFUNCTION
TIMER with
TEN SELECTABLE
TIMING MODES**

11/24/14

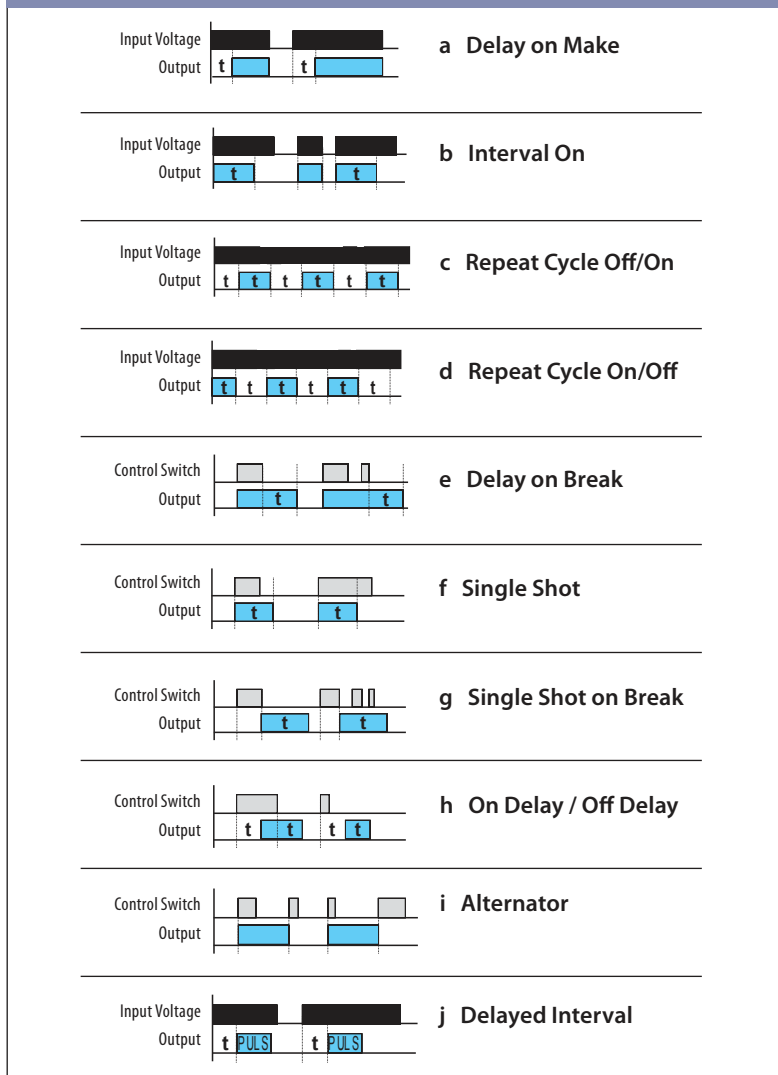
FEATURES

- Multifunction timer
- Input voltage 12-240 VAC / VDC
- Relay output form: SPDT – 16 Amps
- Ten selectable timing modes:
 - 4 controlled via input voltage
 - 5 controlled via control switch
 - 1 with memory alternator
- Time range setting from 0.1 second to 10 days
- Output indicator: Multifunction red LED, flashing at various rates
- DIN rail mounting
- UL and CE approvals, RoHS compliant

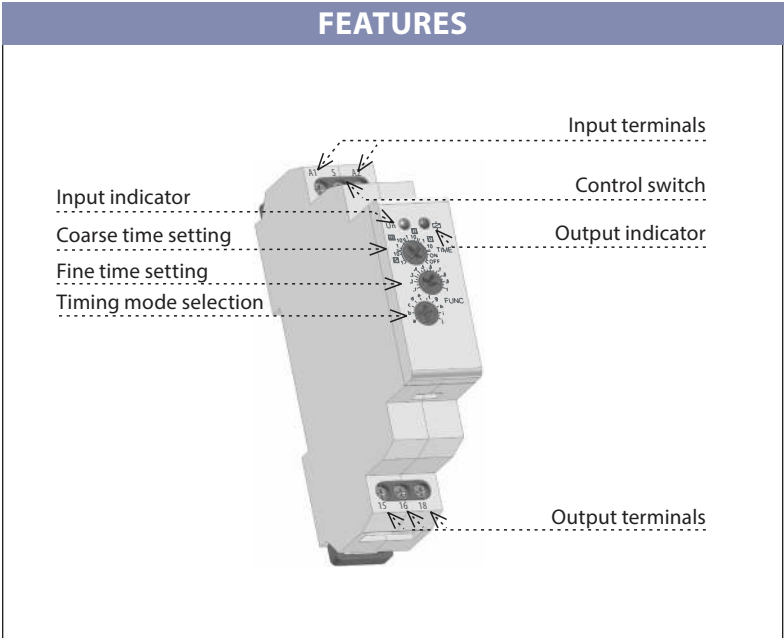
SPECIFICATIONS

- Number of timing modes** . . . 10
- Input terminals** A1–A2
- Input voltage** AC/DC 12–240V (AC 50/60Hz)
- Power consumption** AC 0.7 to 3VA
DC 0.5 to 1.7W
- Input voltage tolerance** . . . -15% to +10%
- Input indicator** Green LED
- Time ranges** 0.1 second–10 days
- Time settings by** Potentiometer
- Setting accuracy** 5%
- Repeatability** 0.2%
- Relay output form** SPDT
- Rated current** 16Amps
- Switching capacity** 4000 VA/ AC, 384 W/ DC
- Inrush current** 30A / < 3s
- Switching voltage (max)** . . . 250VAC / 24VDC
- Switching capacity DC (min)** 500mW
- Output indicator** Multifunction red LED
- Mechanical life** 30 million operations
- Electrical life (resistive)** . . . 70,000 operations
- Control switch** A1-S
- Reset time (max)** 150ms
- Operating temperature** . . . -20°C to +55°C
- Storage temperature** -30°C to +70°C
- Impulse length** 25ms (min) / (max) unlimited
- Dielectric strength** 4 kV
- Operating position** any
- Mounting** DIN rail EN 60715
- Protection degree** IP 40 from front panel
- Wire size (max)** 14AWG
- Standards** EN 61812-1, EN 61010-1,
UL, CE, RoHS

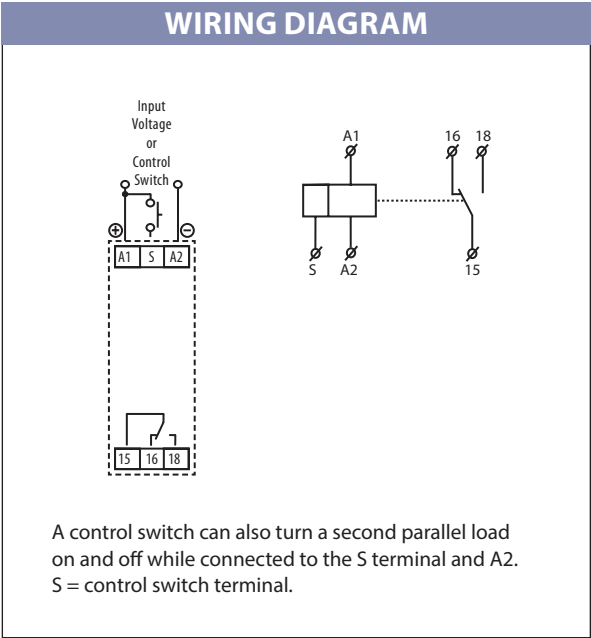
TIMING MODES



FEATURES



WIRING DIAGRAM



11/24/14

TIME RANGE SETTINGS
